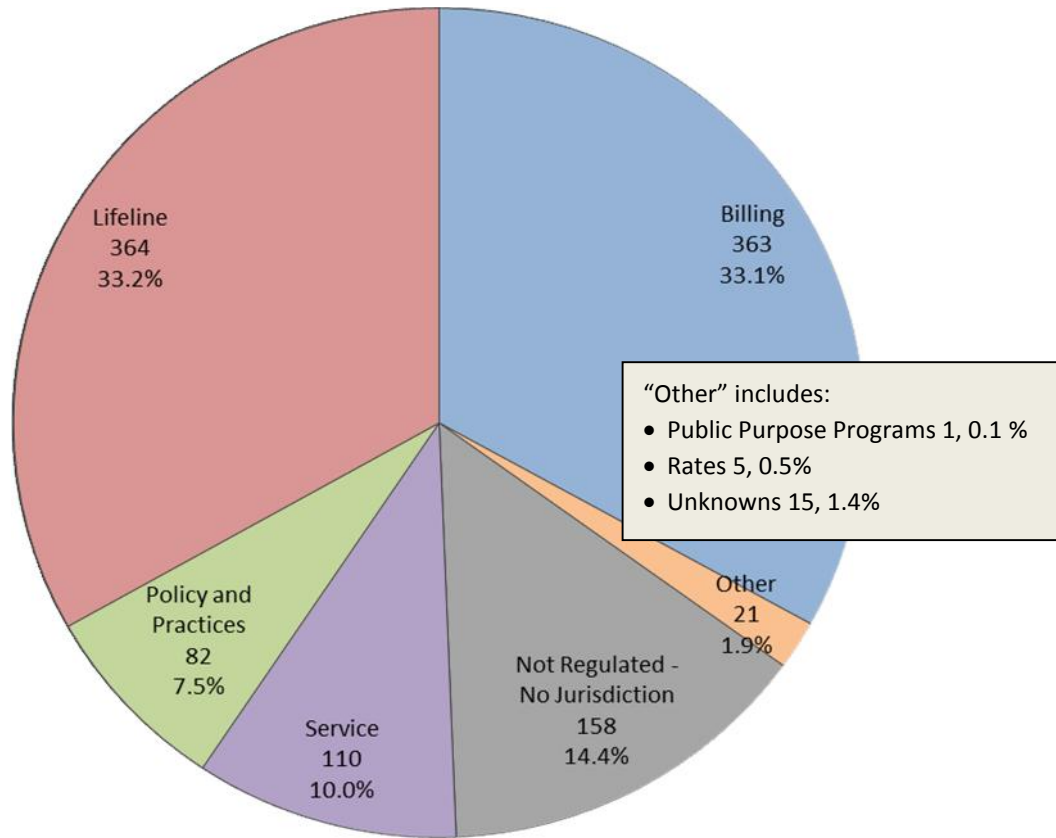


COMMUNICATIONS INDUSTRY Consumer Contacts May 2015



Communications Industry related consumer contacts to CAB for May 2015

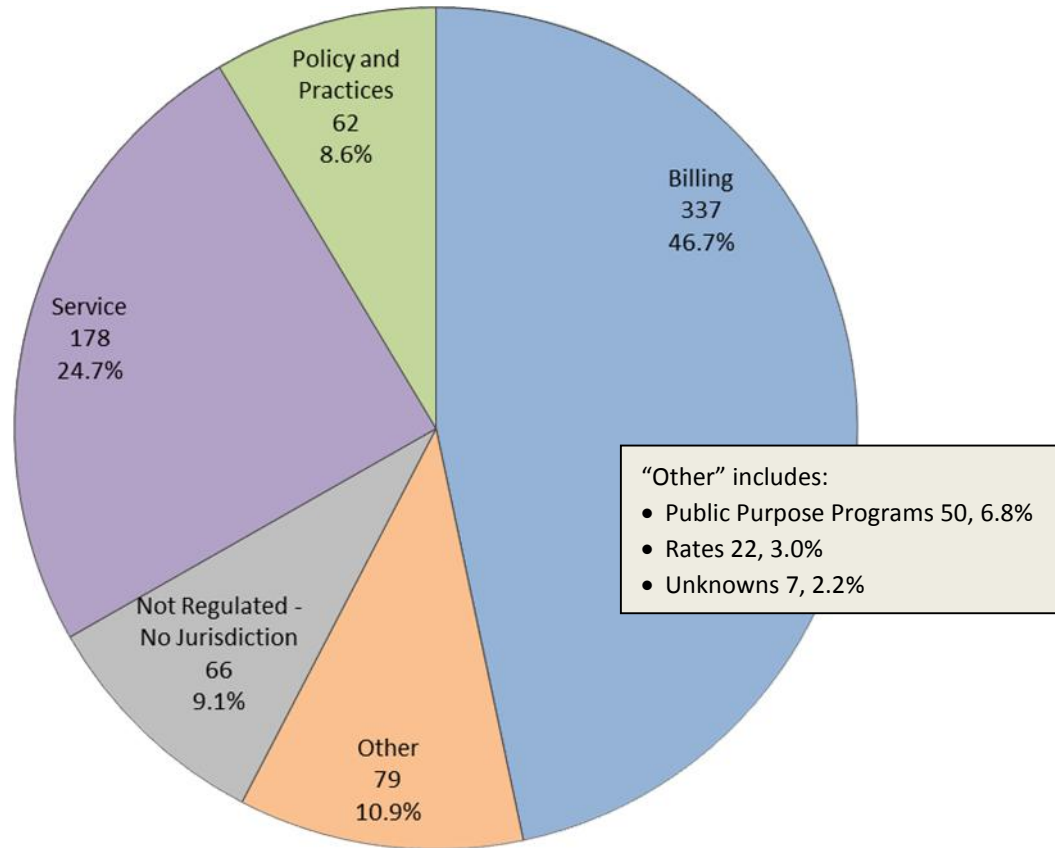
Phone	497
Written	601
Total Contacts	1098

More information on this data can be found through the following links:

- [Table 1](#) reports the total number of Communications Industry related consumer contacts for the period, presented by both utility company and category.
- [Table 2](#) reports the total number of Communications Industry related consumer contacts for the period that require enhanced processing, presented by utility company, category and subcategory.

Table of definitions can be found [here](#).

ENERGY INDUSTRY Consumer Contacts May 2015



Energy Industry related consumer contacts to CAB for May 2015

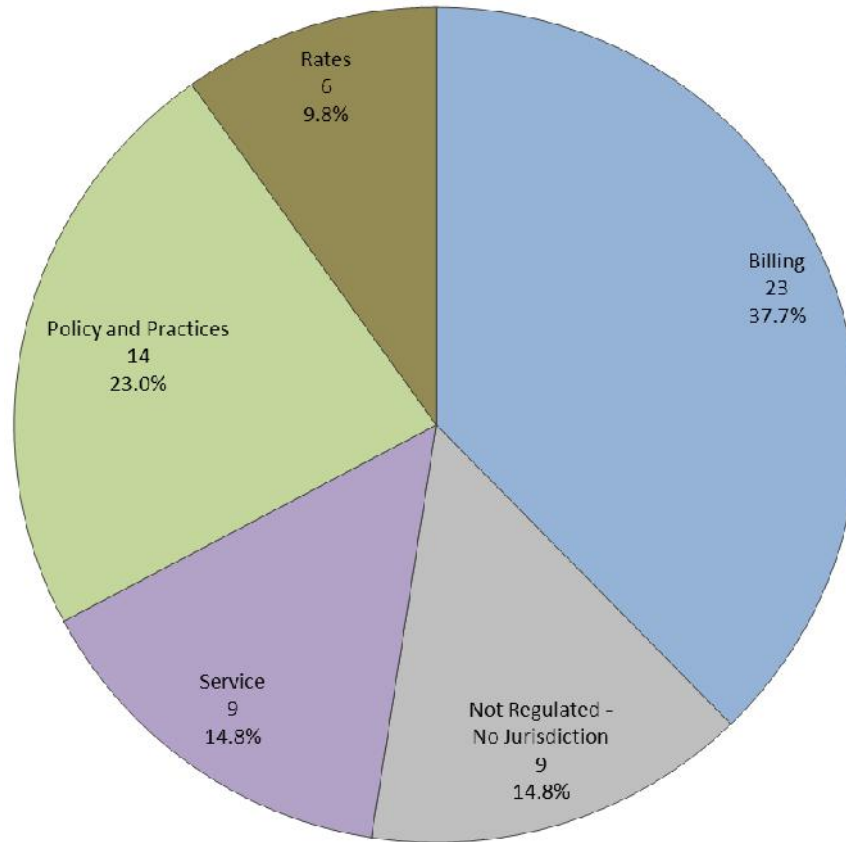
Phone	500
Written	222
Total Contacts	722

More information on this data can be found through the following links:

- [Table 1](#) reports the total number of Energy Industry related consumer contacts for the period, presented by both utility company and category.
- [Table 2](#) reports the total number of Energy Industry related consumer contacts for the period that require enhanced processing, presented by utility company, category and subcategory.

Table of definitions can be found [here](#).

WATER INDUSTRY Consumer Contacts May 2015



Water Industry related
consumer contacts to CAB for May 2015

Phone	34
Written	27
Total Contacts	61

More information on this data can be found through the following links:

- [Table 1](#) reports the total number of Water Industry related consumer contacts for the period, presented by both utility company and category.
- [Table 2](#) reports the total number of Water Industry related consumer contacts for the period that require enhanced processing, presented by utility company, category and subcategory.

Table of definitions can be found [here](#).