











Vine Substation Project
B.1 PROJECT DESCRIPTION



- | | | |
|---|---|---|
|  Proposed Vine 69/12 kV Substation |  Existing 69 kV Overhead |  Proposed 12 kV Duct Bank |
|  Existing Kettner Substation |  Existing 69 kV Overhead to be Removed |  Proposed 12 kV and Telecommunications Duct Bank |
|  Proposed Optional 12 kV Realignment |  Proposed 69 kV Overhead |  Proposed Telecommunications Duct Bank |
| |  Existing 12 kV Duct Bank | |

Source: SDG&E, 2015f

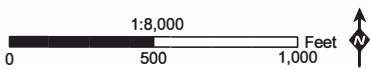


Figure B.1-2: Project Overview Map