

**BEFORE THE PUBLIC UTILITIES COMMISSION OF THE
STATE OF CALIFORNIA**

In the Matter of the Application of SOUTHERN)
CALIFORNIA EDISON COMPANY (U 338-E))
for a Permit to Construct Electrical Facilities)
With Voltages Between 50 kV and 200 kV or)
New or Upgraded Substations with High Side)
Voltages Exceeding 50 kV: Alberhill System)
Project)

Application No. _____

(Filed September 30, 2009)

**APPLICATION OF SOUTHERN CALIFORNIA EDISON COMPANY (U 338-E) FOR A
PERMIT TO CONSTRUCT ELECTRICAL FACILITIES WITH VOLTAGES
BETWEEN 50 KV AND 200 KV OR NEW OR UPGRADED SUBSTATIONS WITH
HIGH SIDE VOLTAGES EXCEEDING 50 KV:
ALBERHILL SYSTEM PROJECT**

STEPHEN E. PICKETT
BETH GAYLORD
LAURA RENGER

Attorneys for
SOUTHERN CALIFORNIA EDISON COMPANY

2244 Walnut Grove Avenue
Post Office Box 800
Rosemead, California 91770
Telephone: (626) 302-6984
Facsimile: (626) 302-1926

Dated: September 30, 2009

**APPLICATION OF SOUTHERN CALIFORNIA EDISON COMPANY (U 338-E) FOR A
 PERMIT TO CONSTRUCT ELECTRICAL FACILITIES WITH VOLTAGES
 BETWEEN 50 KV AND 200 KV OR NEW OR UPGRADED SUBSTATIONS WITH
 HIGH SIDE VOLTAGES EXCEEDING 50 KV: ALBERHILL SYSTEM PROJECT**

TABLE OF CONTENTS

Section	Title	Page
I.	INTRODUCTION.....	1
II.	BACKGROUND AND SUMMARY OF REQUEST.....	2
III.	STATUTORY AND PROCEDURAL REQUIREMENTS.....	4
	A. Applicant.....	4
	B. Articles Of Incorporation.....	5
	C. Balance Sheet And Statement Of Income.....	5
	D. Description of Southern California Edison Company.....	6
	E. Service Territory.....	6
	F. Location Of Items Required In A Permit To Construct Pursuant To GO 131D, Section IX.B.....	7
	G. Compliance With GO 131D, Section X.....	10
	H. Compliance With Rule 2.1(c).....	10
	I. Statutory Authority.....	11
	J. Public Notice.....	11
	K. Supporting Appendices And Attachment.....	11
	L. Compliance With Rule 2.5.....	12
	M. Request For Ex Parte Relief.....	12
	N. Request For Timely Relief.....	12
IV.	CONCLUSION.....	13

**APPLICATION OF SOUTHERN CALIFORNIA EDISON COMPANY (U 338-E) FOR A
PERMIT TO CONSTRUCT ELECTRICAL FACILITIES WITH VOLTAGES
BETWEEN 50 KV AND 200 KV OR NEW OR UPGRADED SUBSTATIONS WITH
HIGH SIDE VOLTAGES EXCEEDING 50 KV: ALBERHILL SYSTEM PROJECT**

TABLE OF CONTENTS

Section

APPENDIX A:	Balance Sheet and Statement of Income as of June 30, 2009
APPENDIX B:	List of Counties and Municipalities Served by SCE
APPENDIX C:	Alberhill System Project Schedule
APPENDIX D:	Notice of Application for a Permit to Construct
APPENDIX E:	Certificate of Service of Notice of Application for a Permit to Construct
APPENDIX F:	Field Management Plan
ATTACHMENT:	Proponent's Environmental Assessment

**BEFORE THE PUBLIC UTILITIES COMMISSION OF THE
STATE OF CALIFORNIA**

In the Matter of the Application of SOUTHERN)
CALIFORNIA EDISON COMPANY (U 338-E))
for a Permit to Construct Electrical Facilities)
With Voltages Between 50 kV and 200 Kv or)
New or Upgraded Substations with High Side)
Voltages Exceeding 50 kV: Alberhill System)
Project)

Application No. _____
(Filed September 30, 2009)

**APPLICATION OF SOUTHERN CALIFORNIA EDISON COMPANY (U 338-E) FOR A
PERMIT TO CONSTRUCT ELECTRICAL FACILITIES WITH VOLTAGES
BETWEEN 50 KV AND 200 KV OR NEW OR UPGRADED SUBSTATIONS WITH
HIGH SIDE VOLTAGES EXCEEDING 50 KV:
ALBERHILL SYSTEM PROJECT**

I.

INTRODUCTION

Pursuant to California Public Utilities Commission (Commission or CPUC), General Order 131D (GO 131D), Southern California Edison Company (SCE) respectfully submits this application (Application) for a permit to construct (PTC) authorizing SCE to construct the proposed project known as the Alberhill System Project (Project). The Project consists of (1) construction of a new 1,120 megavolt ampere (MVA) 500/115 kV substation to increase electrical service capacity to the area presently served by the Valley South 115 kV System; (2) construction of two new 500 kV transmission line segments to connect the new substation to SCE's existing Serrano-Valley 500 kV transmission line; (3) construction of a new 115 kV subtransmission line (approximately three miles in length) and modifications to four existing 115 kV subtransmission lines to transfer five existing 115/12 kV substations (Ivyglen, Fogarty (expected to be constructed 2011), Elsinore, Skylark, and Newcomb Substations) presently

served by the Valley South 115 kV System to the new Alberhill 500/115 kV Substation; and (4) installation of telecommunications improvements to connect the new facilities to SCE's telecommunications network.

II.

BACKGROUND AND SUMMARY OF REQUEST

SCE's Valley Substation, located in Romoland, California, is the sole source serving customer electrical demand in the San Jacinto Region of southwestern Riverside County, an area encompassing roughly 1,260 square miles and serving approximately 325,000 metered customers. The amount of electrical load that can be served by the Valley South 115 kV System is limited to the maximum amount of electrical power that the two Valley South 115 kV System transformers can serve before exceeding operating limits.

SCE forecasts that the 1-in-5 year heat storm projected peak electrical demand will increase to 1,145 MVA by 2011, exceeding the available transformer capacity of the Valley South 115 kV System. SCE's forecasted peak electrical demand indicates that there is a need to reduce loading on the transformers that provide service to the Valley South 115 kV System. As part of the annual planning process for the 10-year forecast for the years 2009-2018, SCE adjusted the forecasted peak electrical demand by reducing the rate of load growth to account for current economic conditions. Even with these revised projections, a project to reduce the loading of the Valley South 115 kV System transformers is needed by 2011.

Construction of the Project will ensure that safe and reliable electric service is available to meet customer electrical demand without overloading the existing electric facilities that supply southwestern Riverside County. This would be accomplished by providing: (1) the addition of 1,120 MVA of transformer capacity resulting from the construction of the Alberhill 500/115 kV Substation; (2) reduction in transformer loading with the transfer of approximately 420 MVA

from the Valley South 115 kV System to the Alberhill 115 kV System through the transfer of five existing 115/12 kV substations; (3) increased system operational flexibility due to the formation of the Alberhill System and the creation of 115 kV system ties between the Valley South 115 kV System and the Alberhill 115 kV System.

The estimated cost for the Alberhill System Project is approximately \$295 million in 2009 constant dollars¹. SCE's cost estimate is for the proposed project described and analyzed in the PEA. The cost estimate does not include costs for mitigation measures above and beyond those measures proposed by the Applicant in the PEA or FMP, nor does it include any CPUC developed alternative(s). Should the Commission choose alternative route(s) or site(s) for the project, or order additional mitigation measure(s) (e.g., different construction methods, types of technologies, or other changes), these additional mitigation measures or alternative(s) may impact the cost of the project.

A Proponent's Environmental Assessment (PEA) prepared for the Project is attached to this Application. The PEA will be referenced in this Application, where appropriate, as the source of the information required in an Application for a PTC² pursuant to GO 131D, Section IX.B. A complete project description is located in Chapter 3 of the PEA. A statement of purpose and need is located in Chapter 1 of the PEA.

¹ This is a conceptual estimate, prepared in advance of final engineering and prior to CPUC approval. Pension and benefits, administrative and general expenses, and allowance for funds used during construction are not included in this estimate.

² Other required information for a PTC application (e.g. Balance Sheet, Articles of Incorporation, etc.) is contained in this Application or its appendices.

Construction of the Project is scheduled to begin in the third quarter of 2012 and to be completed by June 2014. A schedule for the Project is included in this Application as Appendix C.

Upon completion of its review of this Application and preparation of the initial study, SCE requests that the Commission issue and certify an appropriate environmental document and issue a PTC authorizing SCE to construct the Project set forth in this Application and the attached PEA within the timelines set forth in Section III.H. of this Application.

III.

STATUTORY AND PROCEDURAL REQUIREMENTS

A. Applicant

The applicant is Southern California Edison Company, an electric public utility company organized and existing under the laws of the State of California. SCE's principal place of business is 2244 Walnut Grove Avenue, Post Office Box 800, Rosemead, California 91770. Please address correspondence or communications in regard to this Application to:

Laura Renger
Attorney
Southern California Edison Company
Post Office Box 800
Rosemead, California 91770
Phone: (626) 302-6984
Fax: (626) 302-1926

With a copy to:

Case Administration
Southern California Edison Company
2244 Walnut Grove Avenue
Post Office Box 800
Rosemead, California 91770
Phone: (626) 302-3101
Fax: (626) 302-3119

B. Articles Of Incorporation

A copy of SCE's Restated Articles of Incorporation, as amended through June 1, 1993, and as presently in effect, certified by the California Secretary of State, was filed with the Commission on June 15, 1993, in connection with Application No. 93-06-022³ and is incorporated herein by reference; pursuant to Rule 2.2 of the Commission's Rules of Practice and Procedure.

C. Balance Sheet And Statement Of Income

Appendix A to this Application contains copies of SCE's balance sheet as of June 30, 2009, and the statement of income for the period ending June 30, 2009. The balance sheet reflects SCE's utility plant at original cost, less accumulated depreciation.

Since 1954, pursuant to Commission Decision No. 49665 dated February 16, 1954, in Application No. 33952, as modified by Decision No. 91799 in 1980, SCE has utilized straight-line remaining life depreciation for computing depreciation expense for accounting and ratemaking purposes in connection with its operations.

Pursuant to Commission Decision No. 59926, dated April 12, 1960, SCE uses accelerated depreciation for income tax purposes and "flows through" reductions in income tax to customers within the Commission's jurisdiction for property placed in service prior to 1981. Pursuant to Decision No. 93848 in OII-24, SCE uses the Accelerated Cost Recovery System (ACRS) for federal income tax purposes and "normalizes" reductions in income tax to customers for property placed in service after 1980 in compliance with the Economic Recovery Tax Act of 1981, and also in compliance with the Tax Reform Act of 1986. Pursuant to Decision No. 88-01-061, dated January 28, 1988, SCE uses a gross of tax interest rate in calculating the AFUDC Rate, and income tax normalization to account for the increased income tax expense occasioned by the Tax

³ Application No. 93-06-22, filed June 15, 1993, regarding approval of a Self-Generation Deferral Agreement between Mobile Oil Corporation Torrance Refinery and Southern California Edison Company.

Relief Act of 1986 provisions requiring capitalization of interest during construction for income tax purposes.

D. Description of Southern California Edison Company

SCE is an investor-owned public utility engaged in the business of generating, transmitting, and distributing electric energy in portions of central and southern California. In addition to its properties in California, it owns, in some cases jointly with others, facilities in Nevada, Arizona, and New Mexico, its share of which produces power and energy for the use of its customers in California. In conducting such business, SCE operates an interconnected and integrated electric utility system.

E. Service Territory

SCE's service territory is located in 15 counties in central and southern California, consisting of Fresno, Imperial, Inyo, Kern, Kings, Los Angeles, Madera, Mono, Orange, Riverside, San Bernardino, Tulare, Tuolumne⁴, and Ventura Counties, and includes approximately 179 incorporated communities as well as outlying rural territories. A list of the counties and municipalities served by SCE is attached hereto as Appendix B. SCE also supplies electricity to certain customers for resale under tariffs filed with the Federal Energy Regulatory Commission.

⁴ SCE provides electric service to a small number of customer accounts in Tuolumne County and is not subject to franchise requirements.

F. Location Of Items Required In A Permit To Construct Pursuant To GO 131D,
Section IX.B

Almost all of the information required to be included in a PTC application pursuant to GO 131D, Section IX.B is found in the PEA.

Required PTC application information has been cross-referenced to the PEA in the following text. The PTC application requirements of GO 131D, Section IX.B are in italics, and the PEA references follow in plain text.

- a. *A description of the proposed power line or substation facilities, including the proposed power line route; proposed power line equipment, such as tower design and appearance, heights, conductor sizes, voltages, capacities, substations, switchyards, etc., and a proposed schedule for authorization, construction, and commencement of operation of the facilities.*
- Descriptions of the Project are found in the Executive Summary, Chapter 2, Chapter 3, and throughout Chapter 4.
- The substation site is described and illustrated in Sections 2.1.4 and 2.1.5 and Figures 2.1, 2.2 and 2.4. The alternative substation sites are described and illustrated in Sections 2.1.3 and 2.1.4 and Figure 2.1.
- The proposed 500 kV transmission line route is described and illustrated in Sections 2.2 through 2.2.1 and in Figure 2.2.
- The proposed 115 kV subtransmission line route is described and illustrated in Sections 2.3.1.1 and 2.3.2 and Figure 2.4. The alternative 115 kV subtransmission line route is described in Sections 2.3.1.2 and 2.3.2.
- The physical characteristics of the substation and equipment are described and illustrated in Section 3.1.1 and Figure 3.1.
- The physical characteristics of the proposed 500 kV transmission line are described and illustrated in Section 3.1.2 and Figure 3.2.
- The physical characteristics of the proposed 115 kV subtransmission line are described and illustrated in Section 3.1.3 and Figures 3.3 and 3.4.
- The Project Schedule is attached to this Application as Appendix C.

- b. *A map of the proposed power line routing or substation location showing populated areas, parks, recreational areas, scenic areas, and existing electrical transmission or power lines within 300 feet of the proposed route or substation.*
- Regional (Figure 1.1) and Project area (Figures 2.1, 2.2, 2.4 and 3.3) maps are provided in the PEA.
 - A map of current land use including designation of parks, recreational, and scenic areas are provided as Figure 4.9-2.
 - Maps of the substation and the proposed power lines showing the proximity to existing electrical transmission and power lines are provided as Figures 2.1, 2.2 and 2.4.
- c. *Reasons for adoption of the power line route or substation location selected, including comparison with alternative routes or locations, including the advantages and disadvantages of each.*
- Reasons for the adoption of the proposed substation site including comparison with alternative sites are discussed in Section 2.1.5. Reasons for the adoption of the proposed 500 kV transmission line route including comparison with alternative routes are discussed in Section 2.2.1. Reasons for the adoption of the proposed 115 kV subtransmission line route including comparison with alternative routes are discussed in Section 2.3.2.
- d. *A listing of the governmental agencies with which proposed power line route or substation location reviews have been undertaken, including a written agency response to applicant's written request for a brief position statement by that agency. (Such listing shall include The Native American Heritage Commission, which shall constitute notice on California Indian Reservation Tribal governments.) In the absence of a written agency position statement, the utility may submit a statement of its understanding of the position of such agencies.*
- SCE met with various representatives on February 17, 2009. These representatives include: Phil Williams, EVMWD Boardmember; Kim Cousins, LE Unified School District Board; Tom Thomas, LE Unified School District Board; Jeff Greene, Assemblyman Jeffries office; Ken Seumalo, LE City Engineer; Tom Buckley, LE Councilmember. Project information was presented and sites were discussed.
 - SCE met with Phil Paule, District Director for Congressman Darrell Issa on March 24, 2009. Project information was presented and sites were discussed.
 - SCE met with various representatives from the City of Lake Elsinore on February 24, 2009. These representatives include: Bob Brady, City Manager; Ken Seumalo;

City Engineer; Bob Magee, Mayor; Daryl Hickman, Councilmember; Tom Buckley, Councilmember; Amy Bhutta, Councilmember; Melissa Melendez, Councilmember. Project information was presented and sites were discussed.

- SCE met with various representatives from the City of Menifee on June 4 and July 21, 2009. These representatives include: George Wentz, City Manager; Brad Kutzner, City Engineer; Wallace Endinger, Mayor; Darcy Kuenzi, Mayor Pro Tem; Scott Mann, Councilmember; John Denver, Councilmember; Fred Twyman, Councilmember. Project information was presented and sites were discussed.
 - SCE met with various representatives for the County of Riverside on June 23 and July 14, 2009. These representatives include: Dave Stahovich, Supervisor Busters Office; Sandy Isom, Supervisor Busters Office; Greg Neal, Environmental Programs Department; Gail Barton and Brian Shomo, Riverside County Habitat Conservation Agency. Project information was presented and sites were discussed.
 - On May 21, 2008, a request was made (by facsimile) to the Native American Heritage Commission (NAHC) to conduct a records search of the Sacred Lands File for cultural resources that may be affected by the Project. The Commission responded on May 22, 2008, stating that a search of the Sacred Lands File failed to indicate the presence of Native American cultural resources in the immediate project area. A list of Native American individuals and organizations that may have knowledge of cultural resources in the project area was enclosed in the response from NAHC. SCE will contact these individuals and organizations if, during archaeological monitoring, human remains are encountered.
- e. *A PEA or equivalent information on the environmental impact of the project in accordance with the provisions of CEQA and this Commission's Rules of Practice and Procedure Rule 2.4 [formerly 17.1 and 17.3]. If a PEA is filed, it may include the data described in Items a. through d. above.*
- A PEA is attached to this Application.

G. Compliance With GO 131D, Section X

GO 131D, Section X, requires applications for a PTC to describe measures taken to reduce potential exposure to electric and magnetic fields (EMF) generated by the proposed facilities. A complete description of EMF-related issues is contained in SCE's EMF Field Management Plan for this Project, which is attached as Appendix F to this Application.

H. Compliance With Rule 2.1(c)

In compliance with Rule 2.1(c) of the Commission's Rules of Practice and Procedure (California Code of Regulations, Title 20), SCE is required to state in this Application "[t]he proposed category for the proceeding, the need for hearing, the issues to be considered, and a proposed schedule." SCE proposes to categorize this Application as a rate-setting proceeding. SCE anticipates that a hearing will not be necessary. This proceeding involves the Commission's: (1) environmental review of the Project in compliance with the California Environmental Quality Act (CEQA) (Public Resources Code § 21000 *et seq.*) and the Commission's GO 131D; and (2) issuance of a PTC authorizing SCE to construct the Project.

SCE suggests the following proposed schedule for this Application:

September 30, 2009	Application filed.
October 30, 2009	Application accepted as complete.
November 2009	Initial Study issued.
October 2010	Draft CEQA document (Negative Declaration, Mitigated Negative Declaration or EIR) issued for comment.
June 2011	Draft decision issued.
October 2011	Final Commission decision issued. Final CEQA document approved.

I. Statutory Authority

This Application is made pursuant to the provisions of CEQA, GO 131D, the Commission's Rules of Practice and Procedure, and prior orders and resolutions of the Commission.

J. Public Notice

Pursuant to GO 131D, Section XI.A, notice of this Application shall be given: (1) to certain public agencies and legislative bodies; (2) to owners of property located on or within 300 feet of the project area; (3) by advertisement in a newspaper or newspapers of general circulation; and (4) by posting a notice on-site and off-site at the project location.

SCE has given, or will give, proper notice within the time limits prescribed in GO 131D. A copy of the Notice of Application for a Permit to Construct and list of newspapers which will publish the notice are contained in Appendix D. A copy of the Certificate of Service of Notice of Application for a Permit to Construct and a service list are contained in Appendix E.

K. Supporting Appendices And Attachment

Appendices A through E and the attached PEA listed below are made a part of this Application:

- Appendix A: Balance Sheet and Statement of Income as of June 30, 2009
- Appendix B: List of Counties and Municipalities Served by SCE
- Appendix C: Alberhill System Project Schedule
- Appendix D: Notice of Application for a Permit to Construct
- Appendix E: Certificate of Service of Notice of Application for a Permit to Construct
- Appendix F: Field Management Plan
- Attachment: Proponent's Environmental Assessment

L. Compliance With Rule 2.5

In accordance with Rule 2.5 of the Commission's Rules of Practice and Procedure, SCE is enclosing a deposit to be applied to the costs the Commission incurs to prepare a negative declaration or an environmental impact report for this Project.

M. Request For Ex Parte Relief

SCE requests that the relief requested in this Application be provided ex parte as provided for in GO 131D, Section IX.B.6.

N. Request For Timely Relief

SCE requests the Commission to issue a decision within the time limits prescribed by Government Code Section 65920 et seq. (the Permit Streamlining Act) as provided for in GO 131D, Section IX.B.6.

Moreover, as addressed in the same subsection of GO 131D, SCE requests that the Commission refrain from assigning an ALJ to this proceeding, unless a valid protest is received by the Commission, and in the absence of any valid protest allow the Energy Division to process this Application.^{5/}

^{5/} D.95-08-038, Appendix A, p. 25.

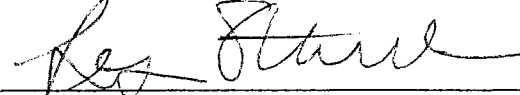
IV.

CONCLUSION


SCE respectfully requests the Commission to issue a PTC authorizing SCE to construct the Alberhill System Project described in this Application and the attached PEA. SCE further requests that the relief be provided ex parte and within the time limits prescribed by the Permit Streamlining Act.

Respectfully submitted,

SOUTHERN CALIFORNIA EDISON COMPANY



By: Les Starck
Vice President




By: Laura Renger
Attorney for
SOUTHERN CALIFORNIA EDISON COMPANY
2244 Walnut Grove Avenue
Post Office Box 800
Rosemead, California 91770
Telephone: (626) 302-6984
Facsimile: (626) 302-1926

VERIFICATION

I am an officer of the applicant corporation herein, and am authorized to make this verification on its behalf. I am informed and believe that the matters stated in the foregoing document are true.

I declare under penalty of perjury that the foregoing is true and correct.

Executed this 30th day of September, at Rosemead, California.

A handwritten signature in cursive script, appearing to read "Les Starck", written over a horizontal line.

Les Starck

Vice President

SOUTHERN CALIFORNIA EDISON COMPANY

Telephone: (626) 302-4883

Appendix A

BALANCE SHEET AND STATEMENT OF INCOME

AS OF JUNE 30, 2009

SOUTHERN CALIFORNIA EDISON COMPANY

BALANCE SHEET

JUNE 30, 2009

A S S E T S

(Unaudited)

(Millions of Dollars)

UTILITY PLANT:

Utility plant, at original cost	\$22,763
Less - Accumulated depreciation and decommissioning	<u>(5,573)</u>
	17,190
Construction work in progress	2,308
Nuclear fuel, at amortized cost	<u>273</u>
	<u>19,771</u>

OTHER PROPERTY AND INVESTMENTS:

Nonutility property - less accumulated provision for depreciation of \$798	910
Nuclear decommissioning trusts	2,673
Other Investments	84
	<u>3,667</u>

CURRENT ASSETS:

Cash and equivalents	454
Short-term investments	3
Receivables, including unbilled revenues, less reserves of \$41 for uncollectible accounts	706
Accrued unbilled revenue	505
Inventory	325
Derivative assets	154
Regulatory assets	334
Other current assets	125
	<u>2,606</u>

DEFERRED CHARGES:

Regulatory assets	4,852
Derivative assets	467
Other long-term assets	457
	<u>5,776</u>
	<u>\$31,820</u>

SOUTHERN CALIFORNIA EDISON COMPANY

BALANCE SHEET

JUNE 30, 2009

CAPITALIZATION AND LIABILITIES

(Unaudited)

(Millions of Dollars)

CAPITALIZATION:

Common stock	\$2,168
Additional paid-in capital	540
Accumulated other comprehensive loss	(13)
Retained Earnings	4,430
Common shareholder's equity	<u>7,125</u>
Preferred and preference stock not subject to redemption requirements	920
Long-term debt	6,489
	<u>14,534</u>

CURRENT LIABILITIES:

Long-term debt due within one year	250
Accounts payable	753
Accrued taxes	63
Accrued interest	184
Customer deposits	239
Book overdrafts	177
Accumulated deferred income taxes - net	90
Derivative liabilities	133
Regulatory liabilities	948
Other current liabilities	483
	<u>3,320</u>

DEFERRED CREDITS:

Accumulated deferred income taxes - net	3,249
Accumulated deferred investment tax credits	99
Customer advances	126
Derivative liabilities	524
Accumulated provision for pensions and benefits	2,570
Asset retirement obligations	3,091
Regulatory liabilities	2,635
Other deferred credits and other long-term liabilities	1,303
	<u>13,597</u>

Noncontrolling Interest

369
<u>\$31,820</u>

SOUTHERN CALIFORNIA EDISON COMPANY

STATEMENT OF INCOME
SIX MONTHS ENDED JUNE, 2009

(Unaudited)

(Millions of Dollars)

OPERATING REVENUE	<u>\$4,462</u>
OPERATING EXPENSES:	
Fuel	356
Purchased power	1,124
Other operation and maintenance expenses	1,420
Depreciation, decommissioning and amortization	574
Property and other taxes	127
Gain on Sale of assets	(1)
Total operating expenses	<u>3,600</u>
OPERATING INCOME	862
Interest income	6
Other nonoperating income	56
Interest expense - net of amounts capitalized	(215)
Other nonoperating deductions	(20)
INCOME BEFORE INCOME TAX	<u>689</u>
INCOME TAX EXPENSE	(77)
NET INCOME	<u>766</u>
Less: Net income attributable to noncontrolling interest	34
Dividends on preferred and preference stock not subject to mandatory redemption	<u>25</u>
NET INCOME AVAILABLE FOR COMMON STOCK	<u><u>\$707</u></u>

Appendix B

LIST OF COUNTIES AND MUNICIPALITIES

SOUTHERN CALIFORNIA EDISON COMPANY

Citizens or some of the citizens of the following counties and municipal corporations will or may be affected by the changes in rates proposed herein.

COUNTIES

Fresno	Kings	Orange	Tuolumne*
Imperial	Los Angeles	Riverside	Tulare
Inyo	Madera	San Bernardino	Ventura
Kern	Mono	Santa Barbara	

MUNICIPAL CORPORATIONS

Adelanto	Cudahy	La Habra	Ojai	Santa Monica
Agoura Hills	Culver City	La Habra Heights	Ontario	Santa Paula
Alhambra	Cypress	La Mirada	Orange	Seal Beach
Aliso Viejo	Delano	La Palma	Oxnard	Sierra Madre
Apple Valley	Desert Hot Springs	La Puente	Palm Desert	Signal Hill
Arcadia	Diamond Bar	La Verne	Palm Springs	Simi Valley
Artesia	Downey	Laguna Beach	Palmdale	South El Monte
Avalon	Duarte	Laguna Hills	Palos Verdes Estates	South Gate
Baldwin Park	El Monte	Laguna Niguel	Paramount	South Pasadena
Barstow	El Segundo	Laguna Woods	Perris	Stanton
Beaumont	Exeter	Lake Elsinore	Pico Rivera	Tehachapi
Bell	Farmersville	Lake Forest	Placentia	Temecula
Bell Gardens	Fillmore	Lakewood	Pomona	Temple City
Bellflower	Fontana	Lancaster	Port Hueneme	Thousand Oaks
Beverly Hills	Fountain Valley	Lawndale	Porterville	Torrance
Bishop	Fullerton	Lindsay	Rancho Cucamonga	Tulare
Blythe	Garden Grove	Loma Linda	Rancho Mirage	Tustin
Bradbury	Gardena	Lomita	Rancho Palos Verdes	Twentynine Palms
Brea	Glendora	Long Beach	Rancho Santa Margarita	Upland
Buena Park	Goleta	Los Alamitos	Redlands	Victorville
Calabasas	Grand Terrace	Lynwood	Redondo Beach	Villa Park
California City	Hanford	Malibu	Rialto	Visalia
Calimesa	Hawaiian Gardens	Mammoth Lakes	Ridgecrest	Walnut
Camarillo	Hawthorne	Manhattan Beach	Rolling Hills	West Covina
Canyon Lake	Hemet	Maywood	Rolling Hills Estates	West Hollywood
Carpinteria	Hermosa Beach	McFarland	Rosemead	Westlake Village
Carson	Hesperia	Mission Viejo	San Bernardino	Westminster
Cathedral City	Hidden Hills	Monrovia	San Buenaventura	Whittier
Cerritos	Highland	Montclair	San Dimas	Woodlake
Chino	Huntington Beach	Montebello	San Fernando	Yorba Linda
Chino Hills	Huntington Park	Monterey Park	San Gabriel	Yucaipa
Claremont	Indian Wells	Moorpark	San Jacinto	Yucca Valley
Commerce	Industry	Moreno Valley	San Marino	
Compton	Inglewood	Murrieta	Santa Ana	
Corona	Irvine	Newport Beach	Santa Barbara	
Costa Mesa	Irwindale	Norco	Santa Clarita	
Covina	La Canada Flintridge	Norwalk	Santa Fe Springs	

*SCE provides electric service to a small number of customer accounts in Tuolumne County and is not subject to franchise requirements.

Appendix C

ALBERHILL SYSTEM PROJECT SCHEDULE

Proposed Alberhill System Project Schedule

<u>Date</u>	<u>Event</u>
September 30, 2009	Application filed.
October 30, 2009	Application accepted as complete.
November 2009	Initial Study issued.
October 2010	Draft CEQA document (Negative Declaration, Mitigated Negative Declaration or EIR) issued for comment.
June 2011	Draft decision issued.
October 2011	Final Commission decision issued. Final CEQA document approved.
October 2011- 3 rd Quarter 2012	Transmission right-of-way acquisition and engineering.
3 rd Quarter 2012	Commence construction.
June 2014	Construction complete. Commence operation.

Appendix D

NOTICE OF APPLICATION FOR A PERMIT TO CONSTRUCT

NOTICE OF APPLICATION FOR A PERMIT TO CONSTRUCT

ALBERHILL SYSTEM PROJECT

Date: September 30, 2009

Proposed Project: Southern California Edison Company (SCE) has filed an application with the California Public Utilities Commission (CPUC) for a Permit to Construct (PTC) for the Alberhill System Project (Proposed Project). The Proposed Project includes the following elements:

- Construction of a new 1,120 megavolt ampere (MVA) 500/115 kV substation (Alberhill Substation) on an approximately 124 acre site at the intersection of Temescal Canyon Road and Concordia Ranch Road in the County of Riverside, including associated 115 kV line interconnections.
- Construction of two new 500 kilovolt (kV) transmission line segments to connect the new substation to SCE's existing Serrano-Valley 500 kV transmission line. The two segments are approximately 1.1 miles long and 1.2 miles long.
- Construction of a new 115 kV subtransmission line (approximately 3 miles in length) and modifications to four existing 115 kV subtransmission lines to transfer five existing 115/12 kV substations (Ivyglen, Fogarty (expected to be constructed 2011), Elsinore, Skylark, and Newcomb Substations) presently served by the Valley South 115 kV System to the new Alberhill 500/115 kV substation
- Installation of telecommunications improvements to connect the new facilities to SCE telecommunications network

Demand for electricity in the Western Riverside County area continues to grow and could soon exceed the capacity of SCE's local and regional electric system. The increased demand is due in part to growth in existing customer demand, and in part to planned new development projects in the region. SCE projects that its electrical facilities in the area could reach full capacity by 2011. SCE's existing facilities do not have the capacity to handle the increased demand and load growth. SCE is proposing the Alberhill System Project to meet the growing demand, improve reliability and improve operational flexibility by providing the ability to transfer load between substations.

Construction is scheduled to begin in the third quarter of 2012. The Proposed Project is planned to be operational by June 2014.

Environmental Assessment: SCE has prepared a Proponent's Environmental Assessment (PEA) which includes analysis of potential environmental impacts that could be created by the construction and operation of the Proposed Project. The PEA concludes that all potential environmental impacts associated with the Proposed Project would be mitigated to less than significant levels through the implementation of mitigation measures with the exception of air quality. The Proposed Project would create a potentially significant and unavoidable air quality impact because NO_x, PM₁₀ and PM_{2.5} emissions generated during construction at the substation site would exceed the SCAQMD threshold of significance. Feasible mitigation measures are proposed to reduce this potential impact to the greatest extent possible. The impact to air quality would be short-term and temporary.

EMF Compliance: The CPUC requires utilities to employ "no cost" and "low cost" measures to reduce public exposure to electric and magnetic fields (EMF). In accordance with "EMF Design Guidelines" filed with the CPUC in compliance with CPUC Decisions 93-11-013 and 06-01-042, SCE would implement the following measure(s) for the proposed project:

1. Utilize taller structures where the proposed transmission line runs adjacent to residences;
2. Utilize subtransmission pole heights that meet or exceed SCE's preferred EMF design criteria;
3. Utilize double-circuit construction that reduces spacing between circuits as compared with single-circuit construction for portions of subtransmission line routes;
4. Arrange conductors of proposed transmission and subtransmission lines for magnetic field reduction;
5. Place major substation electrical equipment (such as transformers, switchracks, buses and underground duct banks) away from the substation property lines.
6. Configure the transfer and operating buses with the transfer bus closest to the nearest property line.

Public Review Process: SCE has filed an application with the CPUC for a PTC for the proposed project. Pursuant to the CPUC Rules of Practice and Procedure, any affected party may, within 30 days of the date on this notice, (i.e., no later than October 30, 2009), protest, and request that the CPUC hold hearings on the application. If the CPUC as a result of its investigation determines that public hearings should be held, notice shall be sent to each person or entity who is entitled to notice or who has requested a hearing.

All protests must be mailed to the CPUC and SCE concurrently and should include the following:

1. Your name, mailing address, and daytime telephone number.
2. Reference to the Project Name identified above.
3. A clear and concise description of the reason for the protest.

Protest for this Application must be mailed WITHIN 30 CALENDAR DAYS to:

California Public Utilities Commission Docket Office, Room 2001 505 Van Ness Avenue San Francisco, CA 94102	AND	Southern California Edison Co. Law Dept. - Exception Mail 2244 Walnut Grove Avenue Rosemead, CA 91770 Attention: Terry Taylor	AND	California Public Utilities Commission Director, Energy Division 505 Van Ness Avenue, 4 th Floor San Francisco, CA 94102
---	------------	---	------------	---

For assistance in filing a protest, please call the CPUC's Public Advisor in San Francisco at (415) 703-2074 or in Los Angeles at (213) 576-7055.

To review a copy of SCE's Application, or to request further information, please contact:

For County of Riverside:

Louis Davis
Wildomar Service Center
24487 Prielipp Road
Wildomar, CA. 92595
Phone: (951) 249-8468
Fax: (951) 249-8653
Louis.Davis@sce.com

For Menifee:

Ray Hicks
Menifee Service Center
26100 Menifee Road
Romoland, CA 92380
Phone: (951) 928-8238
Fax: (951) 928-8308
Raymond.Hicks@sce.com

**For Canyon Lake, Lake Elsinore and
Wildomar:**

Viet Tran
Wildomar Service Center
24487 Prielipp Road
Wildomar, CA 92595
Phone: (951) 249-8466
Fax: (951) 249-8653
Viet.Tran@sce.com

LIST OF NEWSPAPER(S)
PUBLISHING THE NOTICE OF APPLICATION
FOR A PERMIT TO CONSTRUCT

The Riverside County Press Enterprise

3450 Fourteenth Street
Riverside, CA 92501

North County Times – The Californian

28765 Single Oak Drive, Suite 100
Temecula, CA 92590

Appendix E

CERTIFICATE OF SERVICE OF NOTICE OF APPLICATION


FOR A PERMIT TO CONSTRUCT

CERTIFICATE OF SERVICE

I hereby certify that, pursuant to the Commission's Rules of Practice and Procedure, I have this day served a true copy of **SOUTHERN CALIFORNIA EDISON COMPANY'S NOTICE OF APPLICATION FOR A PERMIT TO CONSTRUCT: ALBERHILL SYSTEM PROJECT** on all parties identified on the attached service list(s). Service was effected by one or more means indicated below:

Placing copies in properly addressed sealed envelopes and depositing such copies in the United States mail with first-class postage prepaid to all parties.

Executed this 30th day of September, 2009, at Rosemead, California.



ROBIN TAYLOR
Project Analyst
SOUTHERN CALIFORNIA EDISON COMPANY

2244 Walnut Grove Avenue
Post Office Box 800
Rosemead, California 91770

ALBERHILL SYSTEM PROJECT AGENCY SERVICE LIST

Riverside County Board of Supervisors Honorable Bob Buster, Supervisor County Administrative Center 4080 Lemon Street, 5 th Floor Riverside, CA 92501	Riverside County Board of Supervisors Honorable Marion Ashley, Supervisor County Administrative Center 4080 Lemon Street, 5 th Floor Riverside, CA 92501	Riverside County Board of Supervisors Honorable Jeff Stone, Supervisor County Administrative Center 4080 Lemon Street, 5 th Floor Riverside, CA 92501
Mr. Ron Goldman Planning Director County of Riverside 4080 Lemon Street, 9 th Floor Riverside, CA 92501	Ms. Chantell Griffin Planning Commission Secretary County of Riverside 4080 Lemon Street, 9 th Floor Riverside, CA 92501	City of Lake Elsinore Mr. Honorable Bob Magee, Mayor 130 S. Main Street Lake Elsinore, CA 92530
City of Lake Elsinore Mr. Axel Zanelli, Chairman, Planning Commission 130 S. Main Street Lake Elsinore, CA 92530	City of Lake Elsinore Planning Department Mr. Tom Weiner, 130 S. Main Street Lake Elsinore, CA 92530	City of Lake Elsinore Mr. Bob Brady, City Manager 130 S. Main Street Lake Elsinore, CA 92530
City of Canyon Lake Ms. Lori Moss, City Manager 31516 Railroad Canyon Road Canyon Lake, CA 92587	City of Canyon Lake Honorable Mary Craton, Mayor 31516 Railroad Canyon Road Canyon Lake, CA 92587	City of Canyon Lake Ms. Lori Moss, City Manager 31516 Railroad Canyon Road Canyon Lake, CA 92587
City of Canyon Lake Ms. Lori Charpentier, City Planner 31516 Railroad Canyon Road Canyon Lake, CA 92587	City of Wildomar Honorable Scott Farnam, Mayor 23873 Clinton Keith Road, Suite 201 Wildomar, CA 92595	City of Wildomar Mr. John Danielson, City Manager 23873 Clinton Keith Road, Suite 201 Wildomar, CA 92595
City of Wildomar Mr. David Hogan, Planning Director 23873 Clinton Keith Road, Suite 201 Wildomar, CA 92595	City of Wildomar Robert Devine, Chairman, Planning Commission 23873 Clinton Keith Road, Suite 201 Wildomar, CA 92595	City of Menifee Honorable Wallace Edgerton, Mayor 29714 Haun Road Menifee, CA 92586
City of Menifee Mr. George Wentz, City Manager 29714 Haun Road Menifee, CA 92586	City of Menifee Mr. Carmen Cave, Planning Director 29714 Haun Road Menifee, CA 92586	City of Menifee Mr. Mat Liesemeyer, Chairman, Planning Commission 29714 Haun Road Menifee, CA 92586
California Public Utilities Commission Ken Lewis, Energy Division 505 Van Ness Avenue San Francisco, CA 94102	California Public Utilities Commission Paul Clanon, Executive Director 505 Van Ness Avenue San Francisco, CA 94102	California Energy Commission Melissa Jones, Executive Director 1516 Ninth Street Sacramento, CA 95814-5512

<p>Angela K. Minkin, Chief ALJ California Public Utilities Commission 505 Van Ness Avenue San Francisco, CA 94102</p>	<p>California Public Utilities Commission Karen Miller, CPUC Public Advisor California Public Utilities Commission 505 Van Ness Avenue San Francisco, CA 94102</p> <p>DOCKET CLERK</p>	
<p>California Department of Transportation Will Kempton, Director PO Box 942873 Sacramento, CA 94273-0001</p>	<p>Department of Health Services Sandra Shewry, Director 1501 Capitol Ave., Suite 6001 Sacramento, CA 94234-7320</p>	<p>Secretary of the Resources Agency Mike Chrisman, Secretary 1416 Ninth St., Suite 1311 Sacramento, CA 95814</p>
<p>Department of Fish and Game Headquarters Donald Koch, Director 1416 Ninth Street Sacramento, CA 95814</p>	<p>South Coast Air Quality Management Dist. Barry Wallerstein, Executive Officer 21865 Copley Drive Diamond Bar, CA 91765</p>	<p>State Water Resources Control Board Dorothy Rice, Executive Director 1001 "I" Street Sacramento, CA 95814</p>
<p>California Air Resources Board Attn: Stationary Source 1001 "I" Street PO Box 2815 Sacramento, CA 95812</p>	<p>California Regional Water Quality Control Board Santa Ana Region 8 Jerry Thibeault, Executive Director 3737 Main Street, Suite 500 Riverside, CA 92501</p>	<p>California Department of Transportation District 8 Ray Wolfe, Director 464 W. 4th Street San Bernardino, CA 92401</p>
<p>California Department of Transportation Division of Aeronautics, MS # 40 Gary Cathey, Division of Aeronautics Acting Chief PO Box 942874 Sacramento, CA 94274-0001</p>	<p>Riverside County Habitat Conservation Agency Caroyn Syms Luna, Executive Director 4080 Lemon St – 12 Floor Riverside, A 92501</p>	<p>Western Riverside County Regional Conservation Authority Bob Buster, Chairperson Riverside Centre Building 3403 10th St, Ste 320 Riverside CA 92501</p>

ALBERHILL SYSTEM PROJECT
300' OWNERSHIP LIST
8/28/2009

APN	OWNER_ADDRESS	OWNER_CITY	OWNER_S	OWNER_2	SITE_ADDRESS	SITE_CITY	SITE_S	SITE_ZIP
360-310-006	PO BOX 9	ORANGE	CA	92856	N/AVAIL	MENIFEE	CA	92584
361-030-004	24144 BEVERLY ST	WILDOMAR	CA	92595	N/AVAIL	WILDOMAR	CA	92595
361-030-005	24118 BEVERLY ST	WILDOMAR	CA	92595	24118 BEVERLY ST	WILDOMAR	CA	92595
361-030-006	24140 BEVERLY ST	WILDOMAR	CA	92595	24140 BEVERLY ST	WILDOMAR	CA	92595
361-030-008	24140 BEVERLY ST	WILDOMAR	CA	92595	N/AVAIL	WILDOMAR	CA	92595
361-030-009	24144 BEVERLY ST	WILDOMAR	CA	92595	24144 BEVERLY ST	WILDOMAR	CA	92595
361-030-010	24140 BEVERLY ST	WILDOMAR	CA	92595	N/AVAIL	WILDOMAR	CA	92595
361-140-005	4234 LOS PADRES DR	FALLBROOK	CA	92028	N/AVAIL	WILDOMAR	CA	92595
361-140-006	16306 HASKINS LN	CARSON	CA	90746	N/AVAIL	WILDOMAR	CA	92595
361-140-007	PO BOX 424	LOMITA	CA	90717	N/AVAIL	WILDOMAR	CA	92595
361-140-008	22425 BAXTER RD	WILDOMAR	CA	92595	N/AVAIL	WILDOMAR	CA	92595
361-140-009	22425 BAXTER RD	WILDOMAR	CA	92595	24168 BEVERLY ST	WILDOMAR	CA	92595
361-140-010	22425 BAXTER RD	WILDOMAR	CA	92595	24168 BEVERLY ST	WILDOMAR	CA	92595
361-140-011	27250 MURRIETA RD 11	SUN CITY	CA	92586	24320 BUNDY CANYON RD	WILDOMAR	CA	92595
361-140-012	4234 LOS PADRES DR	FALLBROOK	CA	92028	N/AVAIL	WILDOMAR	CA	92595
361-140-013	16306 HASKINS LN	CARSON	CA	90746	N/AVAIL	WILDOMAR	CA	92595
361-140-014	16306 HASKINS LN	CARSON	CA	90746	N/AVAIL	WILDOMAR	CA	92595
361-140-015	16306 HASKINS LN	CARSON	CA	90746	N/AVAIL	WILDOMAR	CA	92595
361-140-016	PO BOX 8747	LOS ANGELES	CA	90008	N/AVAIL	WILDOMAR	CA	92595
361-140-017	24144 BEVERLY ST	WILDOMAR	CA	92595	N/AVAIL	WILDOMAR	CA	92595
361-140-018	24144 BEVERLY ST	WILDOMAR	CA	92595	N/AVAIL	WILDOMAR	CA	92595
361-140-019	PO BOX 80798	SAN MARINO	CA	91118	N/AVAIL	WILDOMAR	CA	92595
361-140-020	PO BOX 8747	LOS ANGELES	CA	90008	N/AVAIL	WILDOMAR	CA	92595
361-140-023	24122 BEVERLY ST	WILDOMAR	CA	92595	24122 BEVERLY ST	WILDOMAR	CA	92595
361-140-024	24144 BEVERLY ST	WILDOMAR	CA	92595	N/AVAIL	WILDOMAR	CA	92595
361-140-025	24144 BEVERLY ST	WILDOMAR	CA	92595	N/AVAIL	WILDOMAR	CA	92595
361-140-026	24144 BEVERLY ST	WILDOMAR	CA	92595	N/AVAIL	WILDOMAR	CA	92595
361-140-027	24144 BEVERLY ST	WILDOMAR	CA	92595	N/AVAIL	WILDOMAR	CA	92595
361-140-028	24144 BEVERLY ST	WILDOMAR	CA	92595	N/AVAIL	WILDOMAR	CA	92595
361-140-029	16306 HASKINS LN	CARSON	CA	90746	N/AVAIL	WILDOMAR	CA	92595
361-140-030	24122 BEVERLY ST	WILDOMAR	CA	92595	24122 BEVERLY ST	WILDOMAR	CA	92595
361-140-031	24134 BEVERLY ST	WILDOMAR	CA	92595	24134 BEVERLY ST	WILDOMAR	CA	92595
361-140-032	PO BOX 8747	LOS ANGELES	CA	90008	N/AVAIL	WILDOMAR	CA	92595
361-151-001	2404 E 110TH ST	LOS ANGELES	CA	90059	N/AVAIL	WILDOMAR	CA	92595
361-151-002	790 S PALM AVE	HEMET	CA	92543	32962 WEST AVE	WILDOMAR	CA	92595
361-151-003	32961 UPTON ST	WILDOMAR	CA	92595	32966 WEST AVE	WILDOMAR	CA	92595
361-151-004	32961 UPTON ST	WILDOMAR	CA	92595	N/AVAIL	WILDOMAR	CA	92595
361-151-005	4322 ROUS ST	SAN DIEGO	CA	92122	N/AVAIL	WILDOMAR	CA	92595
361-151-006	2247 RIVERVIEW RD	FALLBROOK	CA	92028	N/AVAIL	WILDOMAR	CA	92595
361-151-007	1334 SOLEJAR DR	WHITTIER	CA	90603	N/AVAIL	WILDOMAR	CA	92595
361-151-008	2216 RIVERVIEW RD	FALLBROOK	CA	92028	N/AVAIL	WILDOMAR	CA	92595
361-151-009	32961 UPTON ST	WILDOMAR	CA	92595	32961 UPTON ST	WILDOMAR	CA	92595
361-151-010	32961 UPTON ST	WILDOMAR	CA	92595	N/AVAIL	WILDOMAR	CA	92595
361-151-013	33415 HAYFIELD CIR	WILDOMAR	CA	92595	32955 UPTON ST	WILDOMAR	CA	92595
361-151-014	32919 UPTON ST	WILDOMAR	CA	92595	N/AVAIL	WILDOMAR	CA	92595
361-151-015	32919 UPTON ST	WILDOMAR	CA	92595	32919 UPTON ST	WILDOMAR	CA	92595
361-151-024	32295 8 MISSION TRAIL	LAKE ELSINORE	CA	92530	N/AVAIL	WILDOMAR	CA	92595
361-151-025	32295 8 MISSION TRAIL	LAKE ELSINORE	CA	92530	N/AVAIL	WILDOMAR	CA	92595
361-152-012	971 SUNNY HILL CT	FALLBROOK	CA	92028	24364 BUNDY CANYON RD	WILDOMAR	CA	92595
361-152-013	23698 SAINT RAPHAEL DR	MURRIETA	CA	92562	N/AVAIL	WILDOMAR	CA	92595
361-152-014	32926 GREENWOOD DR	WILDOMAR	CA	92595	32971 GREENWOOD DR	WILDOMAR	CA	92595
361-152-015	32926 GREENWOOD DR	WILDOMAR	CA	92595	N/AVAIL	WILDOMAR	CA	92595
361-152-028	32963 GREENWOOD DR	WILDOMAR	CA	92595	32963 GREENWOOD DR	WILDOMAR	CA	92595
361-152-029	32900 UPTON ST	WILDOMAR	CA	92595	32900 UPTON ST	WILDOMAR	CA	92595
361-152-031	32939 GREENWOOD DR	WILDOMAR	CA	92595	32939 GREENWOOD DR	WILDOMAR	CA	92595
361-152-032	12108 E WELSH TRL	SCOTTSDALE	AZ	85259	N/AVAIL	WILDOMAR	CA	92595
361-153-002	32926 GREENWOOD DR	WILDOMAR	CA	92595	32926 GREENWOOD DR	WILDOMAR	CA	92595
361-153-003	32926 GREENWOOD DR	WILDOMAR	CA	92595	N/AVAIL	WILDOMAR	CA	92595

ALBERHILL SYSTEM PROJECT
300' OWNERSHIP LIST
8/28/2009

APN	OWNER_ADDRESS	OWNER_CITY	OWNER_S	OWNER_2	SITE_ADDRESS	SITE_CITY	SITE_S	SITE_ZIP
361-153-004	32926 GREENWOOD DR	WILDOMAR	CA	92595	32932 GREENWOOD DR	WILDOMAR	CA	92595
361-153-005	32926 GREENWOOD DR	WILDOMAR	CA	92595	N/AVAIL	WILDOMAR	CA	92595
361-153-025	32950 GREENWOOD DR	WILDOMAR	CA	92595	32950 GREENWOOD DR	WILDOMAR	CA	92595
361-153-027	32951 RHINEHART ST	WILDOMAR	CA	92595	32951 RHINEHART ST	WILDOMAR	CA	92595
361-153-028	32970 GREENWOOD DR	WILDOMAR	CA	92595	32970 GREENWOOD DR	WILDOMAR	CA	92595
361-153-030	32995 RHINEHART ST	WILDOMAR	CA	92595	32995 RHINEHART ST	WILDOMAR	CA	92595
361-153-031	32921 RHINEHART ST	WILDOMAR	CA	92595	32921 RHINEHART ST	WILDOMAR	CA	92595
361-154-008	PO BOX 4171	CRESTLINE	CA	92325	N/AVAIL	WILDOMAR	CA	92595
361-154-009	1321 PORTOLA AVE	ESCONDIDO	CA	92026	N/AVAIL	WILDOMAR	CA	92595
361-154-012	1757 TAPO CANYON RD SVW88	SIMI VALLEY	CA	93063	N/AVAIL	N/AVAIL	CA	N/AVAIL
361-154-017	1321 PORTOLA AVE	ESCONDIDO	CA	92026	N/AVAIL	WILDOMAR	CA	92595
361-154-018	PO BOX 4171	CRESTLINE	CA	92325	32935 PALM DR	WILDOMAR	CA	92595
361-154-025	PO BOX 4171	CRESTLINE	CA	92325	N/AVAIL	WILDOMAR	CA	92595
361-154-026	32924 RHINEHART ST	WILDOMAR	CA	92595	32924 RHINEHART ST	WILDOMAR	CA	92595
361-154-028	32980 RHINEHART ST	WILDOMAR	CA	92595	32980 RHINEHART ST	WILDOMAR	CA	92595
361-154-034	32921 PALM DR	WILDOMAR	CA	92595	32921 PALM DR	WILDOMAR	CA	92595
361-154-035	32999 PALM DR	WILDOMAR	CA	92595	32999 PALM DR	WILDOMAR	CA	92595
361-154-036	32950 RHINEHART ST	WILDOMAR	CA	92595	32950 RHINEHART ST	WILDOMAR	CA	92595
361-154-037	451 7TH STREET S.W.	WASHINGTON	DC	20410	32965 PALM DR	WILDOMAR	CA	92595
361-221-001	24526 RAYMOND ST	WILDOMAR	CA	92595	N/AVAIL	WILDOMAR	CA	92595
361-221-002	24526 RAYMOND ST	WILDOMAR	CA	92595	N/AVAIL	WILDOMAR	CA	92595
361-221-004	1 MAUCHLY	IRVINE	CA	92618	N/AVAIL	WILDOMAR	CA	92595
361-221-005	8507 DANBY AVE	WHITTIER	CA	90606	N/AVAIL	WILDOMAR	CA	92595
361-221-006	8507 DANBY AVE	WHITTIER	CA	90606	N/AVAIL	WILDOMAR	CA	92595
361-221-007	25351 NOELLE CT	LOMITA	CA	90717	N/AVAIL	WILDOMAR	CA	92595
361-221-008	25351 NOELLE CT	LOMITA	CA	90717	N/AVAIL	WILDOMAR	CA	92595
361-221-009	14606 WOODLAND DR NO 8	FONTANA	CA	92337	N/AVAIL	N/AVAIL	CA	N/AVAIL
361-221-010	32841 VERDE MESA ST	WILDOMAR	CA	92595	N/AVAIL	WILDOMAR	CA	92595
361-221-011	24526 RAYMOND ST	WILDOMAR	CA	92595	N/AVAIL	WILDOMAR	CA	92595
361-221-012	PO BOX 351	SUN CITY	CA	92586	N/AVAIL	WILDOMAR	CA	92595
361-222-002	16299 FOOTHILL BLVD	FONTANA	CA	92335	N/AVAIL	WILDOMAR	CA	92595
361-222-003	24655 RAYMOND ST	WILDOMAR	CA	92595	N/AVAIL	WILDOMAR	CA	92595
361-222-004	24655 RAYMOND ST	WILDOMAR	CA	92595	24655 RAYMOND ST	WILDOMAR	CA	92595
361-222-007	24695 RAYMOND ST	WILDOMAR	CA	92595	N/AVAIL	WILDOMAR	CA	92595
361-222-008	24695 RAYMOND ST	WILDOMAR	CA	92595	24695 RAYMOND ST	WILDOMAR	CA	92595
361-222-009	24695 RAYMOND ST	WILDOMAR	CA	92595	N/AVAIL	WILDOMAR	CA	92595
361-222-010	15745 STREAMVIEW CT	RIVERSIDE	CA	92504	N/AVAIL	WILDOMAR	CA	92595
361-222-011	16299 FOOTHILL BLVD	FONTANA	CA	92335	N/AVAIL	WILDOMAR	CA	92595
361-222-012	24688 LEICESTER RD	WILDOMAR	CA	92595	N/AVAIL	WILDOMAR	CA	92595
361-222-013	24688 LEICESTER RD	WILDOMAR	CA	92595	24688 LEICESTER RD	WILDOMAR	CA	92595
361-222-014	24676 LEICESTER RD	WILDOMAR	CA	92595	24676 LEICESTER RD	WILDOMAR	CA	92595
361-222-015	24652 LEICESTER RD	WILDOMAR	CA	92595	N/AVAIL	WILDOMAR	CA	92595
361-222-016	24652 LEICESTER RD	WILDOMAR	CA	92595	24652 LEICESTER RD	WILDOMAR	CA	92595
361-222-017	16299 FOOTHILL BLVD	FONTANA	CA	92335	24640 LEICESTER RD	WILDOMAR	CA	92595
361-222-018	16299 FOOTHILL BLVD	FONTANA	CA	92335	24630 LEICESTER RD	WILDOMAR	CA	92595
361-222-020	16299 FOOTHILL BLVD	FONTANA	CA	92335	24630 LEICESTER RD	WILDOMAR	CA	92595
361-222-021	24675 RAYMOND ST	WILDOMAR	CA	92595	24675 RAYMOND ST	WILDOMAR	CA	92595
361-223-003	24772 BUNDY CANYON RD	WILDOMAR	CA	92595	N/AVAIL	WILDOMAR	CA	92595
361-223-004	24772 BUNDY CANYON RD	WILDOMAR	CA	92595	24772 BUNDY CANYON RD	WILDOMAR	CA	92595
361-223-005	30060 LOUIS RD	ROMOLAND	CA	92380	N/AVAIL	WILDOMAR	CA	92595
361-223-007	24740 BUNDY CYN	MENIFEE	CA	92584	24740 LEICESTER ST	WILDOMAR	CA	92595
361-223-008	928 ADAMS ST	JEFFERSON CITY	MO	65101	N/AVAIL	WILDOMAR	CA	92595
361-223-009	24740 BUNDY CYN	MENIFEE	CA	92584	24748 BUNDY CANYON RD	WILDOMAR	CA	92595
361-223-010	24740 BUNDY CYN	MENIFEE	CA	92584	N/AVAIL	N/AVAIL	CA	N/AVAIL
361-223-011	24772 BUNDY CANYON RD	WILDOMAR	CA	92595	24772 BUNDY CANYON RD	WILDOMAR	CA	92595
361-223-012	24772 BUNDY CANYON RD	WILDOMAR	CA	92595	24772 BUNDY CANYON RD	WILDOMAR	CA	92595
361-223-025	32930 CLUB RD	WILDOMAR	CA	92595	32970 CLUB RD	WILDOMAR	CA	92595

ALBERHILL SYSTEM PROJECT
300' OWNERSHIP LIST
8/28/2009

APN	OWNER_ADDRESS	OWNER_CITY	OWNER_S	OWNER_Z	SITE_ADDRESS	SITE_CITY	SITE_S	SITE_ZIP
361-223-031	32930 CLUB RD	WILDOMAR	CA	92595	32930 CLUB RD	WILDOMAR	CA	92595
361-223-032	32950 CLUB RD	WILDOMAR	CA	92595	32950 CLUB RD	WILDOMAR	CA	92595
361-223-033	30060 LOUIS RD	HOMELAND	CA	92548	N/AVAIL	WILDOMAR	CA	92595
361-223-034	7575 ESCONDIDO AVE	OAK HILLS	CA	92344	N/AVAIL	WILDOMAR	CA	92595
361-224-004	78205 CORTEZ LN 175	INDIAN WELLS	CA	92210	N/AVAIL	INDIAN WELLS	CA	92210
361-224-007	113 SCARLET OAK CV	KYLE	TX	78640	N/AVAIL	WILDOMAR	CA	92595
361-224-008	4837 WATT AVE	NORTH HIGHLANDS	CA	95660	24550 BUNDY CANYON RD	WILDOMAR	CA	92595
361-236-001	PO BOX 1451	TEMECULA	CA	92593	N/AVAIL	MENIFEE	CA	92584
361-236-002	PO BOX 1451	TEMECULA	CA	92593	N/AVAIL	MENIFEE	CA	92584
361-236-003	PO BOX 1451	TEMECULA	CA	92593	N/AVAIL	MENIFEE	CA	92584
361-236-004	PO BOX 1451	TEMECULA	CA	92593	N/AVAIL	MENIFEE	CA	92584
361-236-005	PO BOX 1451	TEMECULA	CA	92593	N/AVAIL	MENIFEE	CA	92584
361-236-006	78625 AVENIDA ULTIMO	LA QUINTA	CA	92253	N/AVAIL	MENIFEE	CA	92584
361-236-007	78625 AVENIDA ULTIMO	LA QUINTA	CA	92253	N/AVAIL	MENIFEE	CA	92584
361-236-008	78625 AVENIDA ULTIMO	LA QUINTA	CA	92253	N/AVAIL	MENIFEE	CA	92584
361-236-009	11080 TILTON CIR	FOUNTAIN VALLEY	CA	92708	N/AVAIL	MENIFEE	CA	92584
361-236-010	11080 TILTON CIR	FOUNTAIN VALLEY	CA	92708	N/AVAIL	MENIFEE	CA	92584
361-236-011	11080 TILTON CIR	FOUNTAIN VALLEY	CA	92708	N/AVAIL	MENIFEE	CA	92584
361-236-012	11080 TILTON CIR	FOUNTAIN VALLEY	CA	92708	N/AVAIL	MENIFEE	CA	92584
361-236-013	PO BOX 1451	TEMECULA	CA	92593	N/AVAIL	MENIFEE	CA	92584
361-236-014	PO BOX 1451	TEMECULA	CA	92593	N/AVAIL	MENIFEE	CA	92584
361-236-015	PO BOX 1451	TEMECULA	CA	92593	24890 LEICESTER ST	MENIFEE	CA	92584
361-236-016	PO BOX 1451	TEMECULA	CA	92593	N/AVAIL	MENIFEE	CA	92584
361-236-017	PO BOX 1451	TEMECULA	CA	92593	N/AVAIL	MENIFEE	CA	92584
361-236-018	PO BOX 610	SUN CITY	CA	92586	N/AVAIL	MENIFEE	CA	92584
361-236-019	PO BOX 610	SUN CITY	CA	92586	N/AVAIL	MENIFEE	CA	92584
361-236-020	22926 GRAY FOX DR	CANYON LAKE	CA	92587	N/AVAIL	MENIFEE	CA	92584
361-236-021	22926 GRAY FOX DR	CANYON LAKE	CA	92587	N/AVAIL	MENIFEE	CA	92584
361-236-022	22926 GRAY FOX DR	CANYON LAKE	CA	92587	N/AVAIL	MENIFEE	CA	92584
361-236-023	22926 GRAY FOX DR	CANYON LAKE	CA	92587	N/AVAIL	MENIFEE	CA	92584
361-236-024	22926 GRAY FOX DR	CANYON LAKE	CA	92587	N/AVAIL	MENIFEE	CA	92584
361-237-001	31500 GRAPE ST 3	LAKE ELSINORE	CA	92532	24762 RAYMOND ST	MENIFEE	CA	92584
361-237-002	24801 RAYMOND ST	SUN CITY	CA	92584	24801 RAYMOND ST	MENIFEE	CA	92584
361-237-005	PO BOX 663	MURRIETA	CA	92564	N/AVAIL	MENIFEE	CA	92584
361-237-006	PO BOX 663	MURRIETA	CA	92564	N/AVAIL	MENIFEE	CA	92584
361-237-011	3211 CHEROKEE ST	RIVERSIDE	CA	92503	N/AVAIL	MENIFEE	CA	92584
361-237-012	PO BOX 663	MURRIETA	CA	92564	24805 RAYMOND ST	MENIFEE	CA	92584
361-237-013	PO BOX 663	MURRIETA	CA	92564	N/AVAIL	MENIFEE	CA	92584
361-237-014	PO BOX 663	MURRIETA	CA	92564	24977 RAYMOND ST	SUN CITY	CA	92584
361-238-002	PO BOX 363	TEMECULA	CA	92593	24760 LEICESTER ST	MENIFEE	CA	92584
361-238-003	24807 LEICESTER ST	MENIFEE	CA	92584	24807 LEICESTER ST	MENIFEE	CA	92584
361-238-004	PO BOX 2142	SUN CITY	CA	92586	N/AVAIL	MENIFEE	CA	92584
361-238-005	PO BOX 663	MURRIETA	CA	92564	24831 LEICESTER ST	MENIFEE	CA	92584
361-238-006	PO BOX 1282	TEMECULA	CA	92593	32965 EDWARDS RD	MENIFEE	CA	92584
361-238-007	PO BOX 2142	SUN CITY	CA	92586	N/AVAIL	MENIFEE	CA	92584
361-238-009	PO BOX 1135	LAKE ELSINORE	CA	92531	24766 BUNDY CANYON RD	ROMOLAND	CA	92585
361-238-011	904 SILVER SPUR RD 479	ROLLING HILLS ESTATES	CA	90274	32960 ELIZABETH AVE	ROMOLAND	CA	92585
361-238-012	PO BOX 1135	LAKE ELSINORE	CA	92531	N/AVAIL	MENIFEE	CA	92584
361-238-013	PO BOX 1135	LAKE ELSINORE	CA	92531	N/AVAIL	MENIFEE	CA	92584
361-238-014	PO BOX 1135	LAKE ELSINORE	CA	92531	N/AVAIL	MENIFEE	CA	92584
361-239-001	PO BOX 610	SUN CITY	CA	92586	24821 LEICESTER ST	MENIFEE	CA	92584
361-239-002	PO BOX 610	SUN CITY	CA	92586	N/AVAIL	MENIFEE	CA	92584
361-239-003	PO BOX 610	SUN CITY	CA	92586	N/AVAIL	MENIFEE	CA	92584
361-239-004	24971 LEICESTER ST	MENIFEE	CA	92584	24971 LEICESTER ST	MENIFEE	CA	92584
361-239-005	PO BOX 610	SUN CITY	CA	92586	N/AVAIL	MENIFEE	CA	92584
361-239-006	PO BOX 610	SUN CITY	CA	92586	N/AVAIL	MENIFEE	CA	92584
361-239-007	PO BOX 610	SUN CITY	CA	92586	N/AVAIL	MENIFEE	CA	92584
362-050-009	333 7TH AVE 3RD	NEW YORK	NY	10001	N/AVAIL	N/AVAIL	CA	N/AVAIL

ALBERHILL SYSTEM PROJECT
300' OWNERSHIP LIST
8/28/2009

APN	OWNER_ADDRESS	OWNER_CITY	OWNER_S	OWNER_2	SITE_ADDRESS	SITE_CITY	SITE_ST	SITE_ZIP
362-050-010	PO BOX 3731	TORRANCE	CA	90510	N/AVAIL	MENIFEE	CA	92584
362-050-011	25420 BUNDY CANYON RD	MENIFEE	CA	92584	25420 BUNDY CANYON RD	MENIFEE	CA	92584
362-050-012	800 NICOLLET MALL	MINNEAPOLIS	CA	55402	25460 BUNDY CANYON RD	MENIFEE	CA	92584
362-050-013	PO BOX 3731	TORRANCE	CA	90510	N/AVAIL	MENIFEE	CA	92584
362-050-014	25435 BUNDY CANYON RD	MENIFEE	CA	92584	25435 BUNDY CANYON RD	MENIFEE	CA	92584
362-050-016	PO BOX 8079	INCLINE VILLAGE	NV	89452	32890 COTTONWOOD CANYON RD	MENIFEE	CA	92584
362-050-017	PO BOX 8817	RIVERSIDE	CA	92515	N/AVAIL	MENIFEE	CA	92584
362-050-020	PO BOX 305	SUN CITY	CA	92586	25160 BUNDY CANYON RD	MENIFEE	CA	92584
362-050-021	32895 DEBON ST	MENIFEE	CA	92584	32895 DEBON ST	MENIFEE	CA	92584
362-050-022	32925 DEBON ST	SUN CITY	CA	92584	32925 DEBON ST	MENIFEE	CA	92584
362-060-013	31061 HAWTHORNE ST	MENIFEE	CA	92584	N/AVAIL	MENIFEE	CA	92584
362-060-014	9140 ROSE ST	BELLFLOWER	CA	90706	25800 BUNDY CANYON RD	MENIFEE	CA	92584
362-060-016	PO BOX 219	MURRIETA	CA	92564	25525 BUNDY CANYON RD	MENIFEE	CA	92584
362-060-017	25551 BUNDY CANYON RD	MENIFEE	CA	92584	25551 BUNDY CANYON RD	MENIFEE	CA	92584
362-060-018	25555 BUNDY CANYON RD	MENIFEE	CA	92584	25555 BUNDY CANYON RD	MENIFEE	CA	92584
362-060-019	32973 COX RD	MENIFEE	CA	92584	N/AVAIL	MURRIETA	CA	92562
362-060-020	29574 PAINTED DESERT DR	MENIFEE	CA	92584	N/AVAIL	MENIFEE	CA	92584
362-060-026	25616 NARBONNE AVE 203	LOMITA	CA	90717	25890 BUNDY CANYON RD	MENIFEE	CA	92584
362-060-030	PO BOX 952	SUN CITY	CA	92586	25720 BUNDY CANYON RD	MENIFEE	CA	92584
362-060-031	26125 MUSICK RD	MENIFEE	CA	92584	25740 BUNDY CANYON RD	MENIFEE	CA	92584
362-060-036	2096 S BUENOS AIRES DR	COVINA	CA	91724	25700 BUNDY CANYON RD	MENIFEE	CA	92584
362-060-039	27989 HOLLAND RD	MENIFEE	CA	92584	32935 MURRIETA RD	MENIFEE	CA	92584
362-070-001	16900 GOLDENWEST ST	HUNTINGTON BEACH	CA	92647	N/AVAIL	N/AVAIL	CA	92879
362-070-018	16900 GOLDENWEST ST	HUNTINGTON BEACH	CA	92647	N/AVAIL	N/AVAIL	CA	N/AVAIL
362-070-021	16900 GOLDENWEST ST	HUNTINGTON BEACH	CA	92647	N/AVAIL	N/AVAIL	CA	92587
362-070-022	1742 ROCKY RD	FULLERTON	CA	92831	N/AVAIL	WILDOMAR	CA	92595
362-070-023	16900 GOLDENWEST ST	HUNTINGTON BEACH	CA	92647	N/AVAIL	N/AVAIL	CA	N/AVAIL
362-080-004	16900 GOLDENWEST ST	HUNTINGTON BEACH	CA	92647	N/AVAIL	N/AVAIL	CA	N/AVAIL
362-080-007	16900 GOLDENWEST ST	HUNTINGTON BEACH	CA	92647	N/AVAIL	N/AVAIL	CA	N/AVAIL
362-110-025	196 WESTWOOD PL	UPLAND	CA	91786	N/AVAIL	MENIFEE	CA	92584
362-110-045	25773 BUNDY CANYON RD	SUN CITY	CA	92584	25735 BUNDY CANYON RD	MENIFEE	CA	92584
362-110-063	25701 BUNDY CANYON RD	MENIFEE	CA	92584	25701 BUNDY CANYON RD	MENIFEE	CA	92584
362-110-064	25771 BUNDY CANYON RD	MENIFEE	CA	92584	25771 BUNDY CANYON RD	MENIFEE	CA	92584
362-280-009	25205 BUNDY CANYON RD	SUN CITY	CA	92584	25205 BUNDY CANYON RD	MENIFEE	CA	92584
362-280-010	9346 STAMPS AVE	DOWNEY	CA	90240	25371 BUNDY CANYON RD	MENIFEE	CA	92584
362-280-011	21393 SILVER SPUR LN	WILDOMAR	CA	92595	25391 BUNDY CANYON RD	MENIFEE	CA	92584
362-280-012	33040 WRIGHT RD	MENIFEE	CA	92584	33040 WRIGHT RD	MENIFEE	CA	92584
362-280-013	25478 ROUFAS RD	SUN CITY	CA	92586	25478 ROUFAS RD	SUN CITY	CA	92586
362-280-023	333 7TH AVE 3RD	NEW YORK	NY	10001	N/AVAIL	MENIFEE	CA	92584
362-280-029	255 S MAPLE AVE	SOUTH SAN FRANCISCO	CA	94080	25099 BUNDY CANYON RD	MENIFEE	CA	92584
362-280-030	1 BAXTER WAY	THOUSAND OAKS	CA	91362	N/AVAIL	MENIFEE	CA	92584
363-111-005	430 AVENUE 9	LAKE ELSINORE	CA	92530	430 AVENUE 9	LAKE ELSINORE	CA	92530
363-111-008	420 AVENUE 9	LAKE ELSINORE	CA	92530	420 AVENUE 9	LAKE ELSINORE	CA	92530
363-111-011	410 AVENUE 9	LAKE ELSINORE	CA	92530	410 AVENUE 9	LAKE ELSINORE	CA	92530
363-111-012	411 AVENUE 10	LAKE ELSINORE	CA	92530	411 AVENUE 10	LAKE ELSINORE	CA	92530
363-111-013	421 AVENUE 10	LAKE ELSINORE	CA	92530	421 AVENUE 10	LAKE ELSINORE	CA	92530
363-111-014	431 AVENUE 10	LAKE ELSINORE	CA	92530	431 AVENUE 10	LAKE ELSINORE	CA	92530
363-111-015	441 AVENUE 10	LAKE ELSINORE	CA	92530	441 AVENUE 10	LAKE ELSINORE	CA	92530
363-111-018	451 AVENUE 10	LAKE ELSINORE	CA	92530	451 AVENUE 10	LAKE ELSINORE	CA	92530
363-111-019	1620 GRIFFIN WAY	LAKE ELSINORE	CA	92530	1620 GRIFFIN WAY	LAKE ELSINORE	CA	92530
363-112-016	26474 OLIVEWOOD	LAKE FOREST	CA	92630	1731 MILL ST	LAKE ELSINORE	CA	92530
363-112-017	410 AVENUE 10	LAKE ELSINORE	CA	92530	410 AVENUE 10	LAKE ELSINORE	CA	92530
363-112-020	430 AVENUE 10	LAKE ELSINORE	CA	92530	430 AVENUE 10	LAKE ELSINORE	CA	92530
363-112-021	2617 COLLEGE PARK DR	SCOTTSBUFF	NE	69361	440 AVENUE 10	LAKE ELSINORE	CA	92530
363-112-025	106 S MAIN ST	LAKE ELSINORE	CA	92530	N/AVAIL	LAKE ELSINORE	CA	92530
363-112-026	106 S MAIN ST	LAKE ELSINORE	CA	92530	N/AVAIL	LAKE ELSINORE	CA	92530
363-112-027	1611 GRIFFIN WAY	LAKE ELSINORE	CA	92530	1611 GRIFFIN WAY	LAKE ELSINORE	CA	92530
363-112-028	1621 GRIFFIN WAY	LAKE ELSINORE	CA	92530	1621 GRIFFIN WAY	LAKE ELSINORE	CA	92530

ALBERHILL SYSTEM PROJECT
300' OWNERSHIP LIST
8/28/2009

APN	OWNER_ADDRESS	OWNER_CITY	OWNER_S	OWNER_Z	SITE_ADDRESS	SITE_CITY	SITE_S	SITE_ZIP
363-112-029	1631 GRIFFIN WAY	LAKE ELSINORE	CA	92530	1631 GRIFFIN WAY	LAKE ELSINORE	CA	92530
363-112-030	420 AVENUE 10	LAKE ELSINORE	CA	92530	420 AVENUE 10	LAKE ELSINORE	CA	92530
363-112-031	106 S MAIN ST	LAKE ELSINORE	CA	92530	N/AVAIL	LAKE ELSINORE	CA	92530
363-113-021	381 AVENUE 10	LAKE ELSINORE	CA	92530	381 AVENUE 10	LAKE ELSINORE	CA	92530
363-113-022	371 AVENUE 10	LAKE ELSINORE	CA	92530	371 AVENUE 10	LAKE ELSINORE	CA	92530
363-114-025	350 AVENUE 10	LAKE ELSINORE	CA	92530	350 AVENUE 10	LAKE ELSINORE	CA	92530
363-114-026	360 AVENUE 10	LAKE ELSINORE	CA	92530	360 AVENUE 10	LAKE ELSINORE	CA	92530
363-114-027	370 AVENUE 10	LAKE ELSINORE	CA	92530	370 AVENUE 10	LAKE ELSINORE	CA	92530
363-114-028	380 AVENUE 10	LAKE ELSINORE	CA	92530	380 AVENUE 10	LAKE ELSINORE	CA	92530
363-114-029	381 AVENUE 11	LAKE ELSINORE	CA	92530	381 AVENUE 11	LAKE ELSINORE	CA	92530
363-114-030	371 AVENUE 11	LAKE ELSINORE	CA	92530	371 AVENUE 11	LAKE ELSINORE	CA	92530
363-114-031	361 AVENUE 11	LAKE ELSINORE	CA	92530	361 AVENUE 11	LAKE ELSINORE	CA	92530
363-114-032	351 AVENUE 11	LAKE ELSINORE	CA	92530	351 AVENUE 11	LAKE ELSINORE	CA	92530
363-114-033	341 AVENUE 11	LAKE ELSINORE	CA	92530	341 AVENUE 11	LAKE ELSINORE	CA	92530
363-114-034	311 AVENUE 11	LAKE ELSINORE	CA	92530	331 AVENUE 11	LAKE ELSINORE	CA	92530
363-115-007	351 AVENUE 12	LAKE ELSINORE	CA	92530	351 AVENUE 12	LAKE ELSINORE	CA	92530
363-115-008	341 AVENUE 21	LAKE ELSINORE	CA	92530	341 AVENUE 12	LAKE ELSINORE	CA	92530
363-115-011	331 AVENUE 12	LAKE ELSINORE	CA	92530	331 AVENUE 12	LAKE ELSINORE	CA	92530
363-115-012	321 AVENUE 12	LAKE ELSINORE	CA	92530	321 AVENUE 12	LAKE ELSINORE	CA	92530
363-115-015	311 AVENUE 12	LAKE ELSINORE	CA	92530	311 AVENUE 12	LAKE ELSINORE	CA	92530
363-115-017	23823 CLINTON KEITH RD 2	WILDOMAR	CA	92595	1821 PARK WAY	LAKE ELSINORE	CA	92530
363-115-020	1831 PARK WAY	LAKE ELSINORE	CA	92530	1831 PARK WAY	LAKE ELSINORE	CA	92530
363-115-024	320 AVENUE 11	LAKE ELSINORE	CA	92530	320 AVENUE 11	LAKE ELSINORE	CA	92530
363-115-025	330 AVENUE 11	LAKE ELSINORE	CA	92530	330 AVENUE 11	LAKE ELSINORE	CA	92530
363-115-026	340 AVENUE 11	LAKE ELSINORE	CA	92530	340 AVENUE 11	LAKE ELSINORE	CA	92530
363-115-027	350 AVENUE 11	LAKE ELSINORE	CA	92530	350 AVENUE 11	LAKE ELSINORE	CA	92530
363-115-028	360 AVENUE 11	LAKE ELSINORE	CA	92530	360 AVENUE 11	LAKE ELSINORE	CA	92530
363-115-031	380 AVENUE 11	LAKE ELSINORE	CA	92530	380 AVENUE 11	LAKE ELSINORE	CA	92530
363-115-032	6151 CHEVY CHASE DR	LAUREL	MD	20707	370 AVENUE 11	LAKE ELSINORE	CA	92530
363-115-033	371 AVENUE 12	LAKE ELSINORE	CA	92530	371 AVENUE 12	LAKE ELSINORE	CA	92530
363-115-034	361 AVENUE 12	LAKE ELSINORE	CA	92530	361 AVENUE 12	LAKE ELSINORE	CA	92530
363-115-035	310 AVENUE 11	LAKE ELSINORE	CA	92530	310 AVENUE 11	LAKE ELSINORE	CA	92530
363-115-036	381 AVENUE 12	LAKE ELSINORE	CA	92530	381 AVENUE 12	LAKE ELSINORE	CA	92530
363-115-037	391 AVENUE 12	LAKE ELSINORE	CA	92530	391 AVENUE 12	LAKE ELSINORE	CA	92530
363-130-019	31500 AUTO CENTER DR	LAKE ELSINORE	CA	92530	31600 AUTO CENTER DR	LAKE ELSINORE	CA	92530
363-130-021	31500 AUTO CENTER DR	LAKE ELSINORE	CA	92530	N/AVAIL	LAKE ELSINORE	CA	92530
363-130-030	31500 AUTO CENTER DR	LAKE ELSINORE	CA	92530	N/AVAIL	LAKE ELSINORE	CA	92530
363-130-042	17 TENNESSEE	IRVINE	CA	92606	31620 AUTO CENTER DR	LAKE ELSINORE	CA	92530
363-130-044	PO BOX 884	MURRIETA	CA	92564	31650 MISSION TRL	LAKE ELSINORE	CA	92530
363-130-059	17 TENNESSEE	IRVINE	CA	92606	31610 AUTO CENTER DR	LAKE ELSINORE	CA	92530
363-130-069	PO BOX 1392	BAKERSFIELD	CA	93302	31640 MISSION TRL	LAKE ELSINORE	CA	92530
363-130-073	957 NASA PKWY 563	HOUSTON	TX	77058	N/AVAIL	LAKE ELSINORE	CA	92530
363-130-074	12018 CENTRAL AVE	CHINO	CA	91710	31631 AUTO CENTER DR	LAKE ELSINORE	CA	92530
363-130-075	957 NASA PKWY 563	HOUSTON	TX	77058	N/AVAIL	LAKE ELSINORE	CA	92530
363-130-076	957 NASA PKWY 563	HOUSTON	TX	77058	31641 AUTO CENTER DR	LAKE ELSINORE	CA	92530
363-130-077	464 W 4TH ST 6TH	SAN BERNARDINO	CA	92401	N/AVAIL	LAKE ELSINORE	CA	92530
363-130-078	12018 CENTRAL AVE	CHINO	CA	91710	31631 AUTO CENTER DR	LAKE ELSINORE	CA	92530
363-130-080	3424 W CARSON ST 500	TORRANCE	CA	90503	2091 E LAKESHORE DR	LAKE ELSINORE	CA	92530
363-130-085	450 W VISTA WAY	VISTA	CA	92083	N/AVAIL	N/AVAIL	CA	N/AVAIL
363-130-086	19001 S WESTERN AVE G301	TORRANCE	CA	90501	N/AVAIL	LAKE ELSINORE	CA	92530
363-140-069	265 SAN JACINTO RIVER RD	LAKE ELSINORE	CA	92530	265 SAN JACINTO RIVER RD	LAKE ELSINORE	CA	92530
363-140-080	18255 AVENIDA BOSQUE	MURRIETA	CA	92562	271 RAILROAD CANYON RD	LAKE ELSINORE	CA	92530
363-140-088	251 DIAMOND DR	LAKE ELSINORE	CA	92530	251 RAILROAD CANYON RD	LAKE ELSINORE	CA	92530
363-140-089	4545 AIRPORT WAY	DENVER	CO	80239	251 RAILROAD CANYON RD	LAKE ELSINORE	CA	92530
363-171-003	23705 CRENSHAW BLVD 102	TORRANCE	CA	90505	300 DIAMOND DR	LAKE ELSINORE	CA	92530
363-171-004	250 DIAMOND DR	LAKE ELSINORE	CA	92530	250 DIAMOND DR	LAKE ELSINORE	CA	92530
363-171-005	3701 W 6TH ST	LOS ANGELES	CA	90020	31706 CASINO DR	LAKE ELSINORE	CA	92530
363-171-006	31461 GLENBRIDGE RD	WESTLAKE VILLAGE	CA	91361	31724 CASINO DR	LAKE ELSINORE	CA	92530

ALBERHILL SYSTEM PROJECT
300' OWNERSHIP LIST
8/28/2009

APN	OWNER ADDRESS	OWNER CITY	OWNER S	OWNER 2	SITE ADDRESS	SITE CITY	SITE S	SITE ZIP
363-171-007	31461 GLENBRIDGE RD	WESTLAKE VILLAGE	CA	91361	N/AVAIL	LAKE ELSINORE	CA	92530
363-171-008	31461 GLENBRIDGE RD	WESTLAKE VILLAGE	CA	91361	31712 CASINO DR	LAKE ELSINORE	CA	92530
363-171-010	PO BOX 22845	OKLAHOMA CITY	OK	73123	31736 CASINO DR	LAKE ELSINORE	CA	92530
363-171-011	6384 HUNTINGTON DR	CARLSBAD	CA	92009	N/AVAIL	LAKE ELSINORE	CA	92530
363-171-012	8300 UTICA AVE 3RD	RANCHO CUCAMONGA	CA	91730	N/AVAIL	LAKE ELSINORE	CA	92530
363-171-013	8300 UTICA AVE 3RD	RANCHO CUCAMONGA	CA	91730	N/AVAIL	LAKE ELSINORE	CA	92530
363-171-014	8300 UTICA AVE 3RD	RANCHO CUCAMONGA	CA	91730	N/AVAIL	LAKE ELSINORE	CA	92530
363-171-016	24564 HAWTHORNE BLVD 201	TORRANCE	CA	90505	31772 CASINO DR	LAKE ELSINORE	CA	92530
363-171-017	8239 BELLA VISTA DR	ALTA LOMA	CA	91701	31784 CASINO DR	LAKE ELSINORE	CA	92530
363-171-018	505 S VILLA REAL 208	ANAHEIM	CA	92807	31796 CASINO DR	LAKE ELSINORE	CA	92530
363-171-019	27615 CHATHAM LN	SUN CITY	CA	92585	31808 CASINO DR	LAKE ELSINORE	CA	92530
363-171-020	27615 CHATHAM LN	SUN CITY	CA	92585	31808 CASINO DR	LAKE ELSINORE	CA	92530
363-171-021	31461 GLENBRIDGE RD	WESTLAKE VILLAGE	CA	91361	N/AVAIL	LAKE ELSINORE	CA	92530
363-171-022	8300 UTICA AVE 3RD	RANCHO CUCAMONGA	CA	91730	31750 CASINO DR	LAKE ELSINORE	CA	92530
363-171-023	8300 UTICA AVE 3RD	RANCHO CUCAMONGA	CA	91730	31760 CASINO DR	LAKE ELSINORE	CA	92530
363-171-024	8300 UTICA AVE 3RD	RANCHO CUCAMONGA	CA	91730	31764 CASINO DR	LAKE ELSINORE	CA	92530
363-172-004	82297 INDIO BLVD	INDIO	CA	92201	31781 CASINO DR	LAKE ELSINORE	CA	92530
363-172-005	PO BOX 53	HOUSTON	TX	77001	31702 MISSION TRL	LAKE ELSINORE	CA	92530
363-172-010	4370 LA JOLLA VILLAGE DR 850	SAN DIEGO	CA	92122	31944 MISSION TRL	LAKE ELSINORE	CA	92530
363-172-012	31918 MISSION TRL	LAKE ELSINORE	CA	92530	N/AVAIL	N/AVAIL	CA	92530
363-172-013	82297 INDIO BLVD	INDIO	CA	92201	N/AVAIL	LAKE ELSINORE	CA	92530
363-172-014	23428 CONTINENTAL WAY	CANYON LAKE	CA	92587	31712 MISSION TRL	LAKE ELSINORE	CA	92530
363-172-015	PO BOX 16665	IRVINE	CA	92623	31762 MISSION TRL	LAKE ELSINORE	CA	92530
363-172-016	41 SAGITTA WAY	COTO DE CAZA	CA	92679	N/AVAIL	LAKE ELSINORE	CA	92530
363-172-017	PO BOX 16665	IRVINE	CA	92623	31760 MISSION TRL	LAKE ELSINORE	CA	92530
363-172-018	4521 E BOND AVE	ORANGE	CA	92869	31726 MISSION TRL	LAKE ELSINORE	CA	92530
363-172-019	4521 E BOND AVE	ORANGE	CA	92869	31726 MISSION TRL	LAKE ELSINORE	CA	92530
363-172-020	82297 INDIO BLVD	INDIO	CA	92201	N/AVAIL	LAKE ELSINORE	CA	92530
363-172-021	31918 MISSION TRL	LAKE ELSINORE	CA	92530	31910 MISSION TRL	LAKE ELSINORE	CA	92530
363-172-022	4370 LA JOLLA VILLAGE DR 850	SAN DIEGO	CA	92122	31952 MISSION TRL	LAKE ELSINORE	CA	92530
363-540-009	N/AVAIL	N/AVAIL	N/AVAIL	N/AVAIL	N/AVAIL	LAKE ELSINORE	CA	92530
363-540-013	1589 MILL ST	LAKE ELSINORE	CA	92530	1589 MILL ST	LAKE ELSINORE	CA	92530
363-540-017	1983 INVERNESS LN	SANTA BARBARA	CA	93108	N/AVAIL	LAKE ELSINORE	CA	92530
363-540-018	1983 INVERNESS LN	SANTA BARBARA	CA	93108	N/AVAIL	LAKE ELSINORE	CA	92530
363-540-019	1983 INVERNESS LN	SANTA BARBARA	CA	93108	31201 AUTO CENTER DR	LAKE ELSINORE	CA	92530
363-540-020	N/AVAIL	N/AVAIL	N/AVAIL	N/AVAIL	N/AVAIL	LAKE ELSINORE	N/AVAIL	92530
363-540-022	2440 PROFESSIONAL DR 100	ROSEVILLE	CA	95661	31300 AUTO CENTER DR	LAKE ELSINORE	CA	92530
363-540-024	1983 INVERNESS LN	SANTA BARBARA	CA	93108	N/AVAIL	LAKE ELSINORE	CA	92530
363-540-027	N/AVAIL	N/AVAIL	N/AVAIL	N/AVAIL	N/AVAIL	LAKE ELSINORE	N/AVAIL	92530
363-540-029	N/AVAIL	N/AVAIL	N/AVAIL	N/AVAIL	N/AVAIL	LAKE ELSINORE	N/AVAIL	92530
363-550-001	1983 INVERNESS LN	SANTA BARBARA	CA	93108	34100 AUTO CENTER DR	LAKE ELSINORE	CA	92531
363-550-002	31500 AUTO CENTER DR	LAKE ELSINORE	CA	92530	31500 AUTO CENTER DR	LAKE ELSINORE	CA	92530
363-550-003	31500 AUTO CENTER DR	LAKE ELSINORE	CA	92530	N/AVAIL	LAKE ELSINORE	CA	92530
363-550-004	31500 AUTO CENTER DR	LAKE ELSINORE	CA	92530	N/AVAIL	LAKE ELSINORE	CA	92530
365-030-001	130 S MAIN ST	LAKE ELSINORE	CA	92530	N/AVAIL	LAKE ELSINORE	CA	92530
365-030-004	20950 WARNER CENTER LN C	WOODLAND HILLS	CA	91367	N/AVAIL	LAKE ELSINORE	CA	92530
365-030-005	20950 WARNER CENTER LN C	WOODLAND HILLS	CA	91367	N/AVAIL	N/AVAIL	CA	N/AVAIL
365-030-037	20950 WARNER CENTER LN C	WOODLAND HILLS	CA	91367	N/AVAIL	N/AVAIL	CA	N/AVAIL
365-030-039	PO BOX 3000	LAKE ELSINORE	CA	92531	N/AVAIL	BEAUMONT	CA	92223
365-030-041	7777 CENTER AVE 300	HUNTINGTON BEACH	CA	92647	32665 MISSION TRL	LAKE ELSINORE	CA	92530
365-030-043	973 GOLDEN ASPEN PL	ASHLAND	OR	97520	N/AVAIL	LAKE ELSINORE	CA	92530
365-030-045	16835 ALGONQUIN ST 207	HUNTINGTON BEACH	CA	92649	N/AVAIL	LAKE ELSINORE	CA	92530
365-030-046	20950 WARNER CENTER LN C	WOODLAND HILLS	CA	91367	N/AVAIL	N/AVAIL	CA	N/AVAIL
365-030-047	32009 CALLE GALARZA	TEMECULA	CA	92592	N/AVAIL	LAKE ELSINORE	CA	92530
365-040-003	PO BOX 65644	SALT LAKE CITY	UT	84165	20970 MALAGA RD	LAKE ELSINORE	CA	92530
365-040-011	20930 MALAGA RD	LAKE ELSINORE	CA	92530	21000 MALAGA RD	LAKE ELSINORE	CA	92532
365-040-014	5004 W 92ND AVE	WESTMINSTER	CO	80031	N/AVAIL	LAKE ELSINORE	CA	92530
365-040-016	20930 MALAGA RD	LAKE ELSINORE	CA	92530	20930 MALAGA RD	LAKE ELSINORE	CA	92530

ALBERHILL SYSTEM PROJECT
300' OWNERSHIP LIST
8/28/2009

APN	OWNER_ADDRESS	OWNER_CITY	OWNER_STATE	OWNER_ZIP	SITE_ADDRESS	SITE_CITY	SITE_STATE	SITE_ZIP
365-040-021	10600 WESTMINSTER BLVD	WESTMINSTER	CO	80020	32260 MISSION TRL	LAKE ELSINORE	CA	92530
365-040-022	5004 W 92ND AVE	WESTMINSTER	CO	80031	N/AVAIL	LAKE ELSINORE	CA	92530
365-040-023	5004 W 92ND AVE	WESTMINSTER	CO	80031	N/AVAIL	LAKE ELSINORE	CA	92530
365-040-024	10600 WESTMINSTER BLVD	WESTMINSTER	CO	80020	32170 MISSION TRL	LAKE ELSINORE	CA	92530
365-040-025	5004 W 92ND AVE	WESTMINSTER	CO	80031	N/AVAIL	LAKE ELSINORE	CA	92530
365-051-001	4080 LEMON ST 2ND	RIVERSIDE	CA	92501	32308 MISSION TRL	LAKE ELSINORE	CA	92530
365-051-004	28075 JEFFERSON AVE	TEMECULA	CA	92590	32346 MISSION TRL	LAKE ELSINORE	CA	92530
365-051-005	32368 MISSION TRL	LAKE ELSINORE	CA	92530	32360 MISSION TRL	LAKE ELSINORE	CA	92530
365-051-006	32368 MISSION TRL	LAKE ELSINORE	CA	92530	32368 MISSION TRL	LAKE ELSINORE	CA	92530
365-051-007	32368 MISSION TRL	LAKE ELSINORE	CA	92530	32372 MISSION TRL	LAKE ELSINORE	CA	92530
365-051-010	32868 TIZNOW CIR	MENIFEE	CA	92584	32392 MISSION TRL	LAKE ELSINORE	CA	92530
365-051-014	1615 PORT BARMOUTH PL	NEWPORT BEACH	CA	92680	32301 WILDOMAR RD	LAKE ELSINORE	CA	92530
365-051-015	32329 WILDOMAR RD	LAKE ELSINORE	CA	92530	32329 WILDOMAR RD	LAKE ELSINORE	CA	92530
365-051-016	2980 BEECHWOOD AVE	LYNWOOD	CA	90262	32351 WILDOMAR RD	LAKE ELSINORE	CA	92530
365-051-017	331 MARSHALL RD	BETHEL PARK	PA	15102	32357 WILDOMAR RD	ROMOLAND	CA	92585
365-051-018	33579 SELLERS RD	WILDOMAR	CA	92595	32365 WILDOMAR RD	LAKE ELSINORE	CA	92530
365-051-019	469 NW BEAVER ST	PRINEVILLE	OR	97754	32381 WILDOMAR RD	LAKE ELSINORE	CA	92530
365-051-022	32399 WILDOMAR RD	LAKE ELSINORE	CA	92530	32399 WILDOMAR RD	LAKE ELSINORE	CA	92530
365-051-023	5228 MONTECITO DR	BAKERSFIELD	CA	93306	32341 WILDOMAR RD	LAKE ELSINORE	CA	92530
365-051-025	67 CORTE MADERA	LAKE ELSINORE	CA	92532	32299 WILDOMAR RD	LAKE ELSINORE	CA	92530
365-051-026	4080 LEMON ST 2ND	RIVERSIDE	CA	92501	N/AVAIL	LAKE ELSINORE	CA	92530
365-051-027	32391 WILDOMAR RD	LAKE ELSINORE	CA	92530	32391 WILDOMAR RD	LAKE ELSINORE	CA	92530
365-051-028	67 CORTE MADERA	LAKE ELSINORE	CA	92532	N/AVAIL	LAKE ELSINORE	CA	92530
365-051-029	32868 TIZNOW CIR	MENIFEE	CA	92584	32386 MISSION TRL	LAKE ELSINORE	CA	92530
365-052-001	28870 YOSEMITE PL	CANYON LAKE	CA	92587	32260 WILDOMAR RD	LAKE ELSINORE	CA	92530
365-052-002	32312 WILDOMAR RD	LAKE ELSINORE	CA	92530	32312 WILDOMAR RD	LAKE ELSINORE	CA	92530
365-052-017	32316 WILDOMAR RD	LAKE ELSINORE	CA	92530	32316 WILDOMAR RD	LAKE ELSINORE	CA	92530
365-052-019	9609 MEADOW MESA DR	ESCONDIDO	CA	92026	N/AVAIL	LAKE ELSINORE	CA	92530
365-052-020	9609 MEADOW MESA DR	ESCONDIDO	CA	92026	N/AVAIL	LAKE ELSINORE	CA	92530
365-052-021	9609 MEADOW MESA DR	ESCONDIDO	CA	92026	N/AVAIL	LAKE ELSINORE	CA	92530
365-053-010	16322 WHITTIER LN	HUNTINGTON BEACH	CA	92647	32175 LAKEVIEW TER	LAKE ELSINORE	CA	92530
365-053-011	16322 WHITTIER LN	HUNTINGTON BEACH	CA	92647	32185 LAKEVIEW TER	LAKE ELSINORE	CA	92530
365-053-012	32199 LAKEVIEW TER	LAKE ELSINORE	CA	92530	32199 LAKEVIEW TER	LAKE ELSINORE	CA	92530
365-053-021	306 LILAC DR	EL CAJON	CA	92021	32210 VALLEY VIEW AVE	LAKE ELSINORE	CA	92530
365-053-022	20907 MALAGA RD	LAKE ELSINORE	CA	92530	20907 MALAGA RD	LAKE ELSINORE	CA	92530
365-053-023	20931 MALAGA RD	LAKE ELSINORE	CA	92530	20931 MALAGA RD	LAKE ELSINORE	CA	92530
365-061-001	9627 GEYSER AVE	NORTHRIDGE	CA	91324	32410 MISSION TRL	LAKE ELSINORE	CA	92530
365-061-002	9627 GEYSER AVE	NORTHRIDGE	CA	91324	N/AVAIL	LAKE ELSINORE	CA	92530
365-061-003	9627 GEYSER AVE	NORTHRIDGE	CA	91324	32420 MISSION TRL	LAKE ELSINORE	CA	92530
365-061-004	20825 SYLVESTER RD	LAKE ELSINORE	CA	92530	20825 SYLVESTER RD	LAKE ELSINORE	CA	92530
365-061-005	20835 SYLVESTER RD	LAKE ELSINORE	CA	92530	20835 SYLVESTER RD	LAKE ELSINORE	CA	92530
365-061-006	20831 SYLVESTER RD	LAKE ELSINORE	CA	92530	20831 SYLVESTER RD	LAKE ELSINORE	CA	92530
365-061-007	20855 SYLVESTER RD	LAKE ELSINORE	CA	92530	20855 SYLVESTER RD	LAKE ELSINORE	CA	92530
365-061-026	33801 EL ENCANTO AVE	DANA POINT	CA	92629	20950 MARIPOSA RD	LAKE ELSINORE	CA	92530
365-061-027	888 EAST WALNUT ST	PASADENA	CA	91101	20930 MARIPOSA RD	LAKE ELSINORE	CA	92530
365-061-028	28075 JEFFERSON AVE	TEMECULA	CA	92590	32430 MISSION TRL	LAKE ELSINORE	CA	92530
365-061-029	28075 JEFFERSON AVE	TEMECULA	CA	92590	N/AVAIL	LAKE ELSINORE	CA	92530
365-061-034	28075 JEFFERSON AVE	TEMECULA	CA	92590	32444 MISSION TRL	LAKE ELSINORE	CA	92530
365-062-009	20951 MARIPOSA RD	LAKE ELSINORE	CA	92530	20951 MARIPOSA RD	LAKE ELSINORE	CA	92530
365-062-010	20935 MARIPOSA RD	LAKE ELSINORE	CA	92530	20935 MARIPOSA RD	LAKE ELSINORE	CA	92530
365-062-011	31750 MACHADO ST O	LAKE ELSINORE	CA	92530	N/AVAIL	LAKE ELSINORE	CA	92530
365-062-013	20942 ELBERTA RD	LAKE ELSINORE	CA	92530	20942 ELBERTA RD	LAKE ELSINORE	CA	92530
365-062-014	20940 ELBERTA RD	LAKE ELSINORE	CA	92530	20940 ELBERTA RD	LAKE ELSINORE	CA	92530
365-062-015	600 CENTRAL AVE F	LAKE ELSINORE	CA	92530	20950 ELBERTA RD	LAKE ELSINORE	CA	92530
365-062-018	352 RED SPRUCE PL	PERRIS	CA	92570	32494 MISSION TRL	LAKE ELSINORE	CA	92530
365-071-002	PO BOX 1405	RIVERSIDE	CA	92502	32176 LAKEVIEW TER	LAKE ELSINORE	CA	92530
365-071-003	PO BOX 1405	RIVERSIDE	CA	92502	32186 LAKEVIEW TER	LAKE ELSINORE	CA	92530
365-092-001	32473 WILDOMAR RD	LAKE ELSINORE	CA	92530	32473 WILDOMAR RD	LAKE ELSINORE	CA	92530

ALBERHILL SYSTEM PROJECT
300' OWNERSHIP LIST
8/28/2009

APN	OWNER_ADDRESS	OWNER_CITY	OWNER_S	OWNER_Z	SITE_ADDRESS	SITE_CITY	SITE_S	SITE_ZIP
365-092-002	32485 WILDOMAR RD	LAKE ELSINORE	CA	92530	32485 WILDOMAR RD	LAKE ELSINORE	CA	92530
365-092-003	32489 WILDOMAR RD	LAKE ELSINORE	CA	92530	32489 WILDOMAR RD	LAKE ELSINORE	CA	92530
365-092-014	15 VISTA TOSCANA	LAKE ELSINORE	CA	92532	32490 CRESCENT AVE	LAKE ELSINORE	CA	92530
365-092-015	32486 CRESCENT AVE	LAKE ELSINORE	CA	92530	32486 CRESCENT AVE	LAKE ELSINORE	CA	92530
365-092-016	1584 SAN BERNARDINO PL	COSTA MESA	CA	92627	32480 CRESCENT AVE	LAKE ELSINORE	CA	92530
365-092-017	32476 CRESCENT AVE	LAKE ELSINORE	CA	92530	32476 CRESCENT AVE	LAKE ELSINORE	CA	92530
365-092-018	32504 CRESCENT AVE	LAKE ELSINORE	CA	92530	32504 CRESCENT AVE	LAKE ELSINORE	CA	92530
365-092-024	32500 CRESCENT AVE	LAKE ELSINORE	CA	92530	32500 CRESCENT AVE	LAKE ELSINORE	CA	92530
365-092-030	32510 CRESCENT AVE	LAKE ELSINORE	CA	92530	32510 CRESCENT AVE	LAKE ELSINORE	CA	92530
365-092-031	32506 CRESCENT AVE	LAKE ELSINORE	CA	92530	32506 CRESCENT AVE	LAKE ELSINORE	CA	92530
365-092-032	32295 MISSION TRL 8	LAKE ELSINORE	CA	92530	32522 CRESCENT AVE	LAKE ELSINORE	CA	92530
365-092-033	32510 CRESCENT AVE	LAKE ELSINORE	CA	92530	N/AVAIL	N/AVAIL	CA	N/AVAIL
365-093-001	32505 CRESCENT AVE	LAKE ELSINORE	CA	92530	32505 CRESCENT AVE	LAKE ELSINORE	CA	92530
365-093-002	3002 DOW AVE 404	TUSTIN	CA	92780	32511 CRESCENT AVE	LAKE ELSINORE	CA	92530
365-093-003	3002 DOW AVE 404	TUSTIN	CA	92780	32521 CRESCENT AVE	LAKE ELSINORE	CA	92530
365-093-004	3002 DOW AVE 404	TUSTIN	CA	92780	32531 CRESCENT AVE	LAKE ELSINORE	CA	92530
365-093-005	32539 CRESCENT AVE	LAKE ELSINORE	CA	92530	32539 CRESCENT AVE	LAKE ELSINORE	CA	92530
365-093-006	20095 PALOMAR ST	WILDOMAR	CA	92595	32543 CRESCENT AVE	LAKE ELSINORE	CA	92530
365-093-007	750 E 5TH ST 72	AZUSA	CA	91702	32549 CRESCENT AVE	LAKE ELSINORE	CA	92530
365-093-010	PO BOX 556	MURRIETA	CA	92564	32542 MISSION TRL	LAKE ELSINORE	CA	92530
365-093-011	17440 HAYNES AVE	LAKE ELSINORE	CA	92530	32538 MISSION TRL	LAKE ELSINORE	CA	92530
365-093-012	32534 MISSION TRL	LAKE ELSINORE	CA	92530	32534 MISSION TRL	LAKE ELSINORE	CA	92530
365-093-013	32532 MISSION TRL	LAKE ELSINORE	CA	92530	32532 MISSION TRL	LAKE ELSINORE	CA	92530
365-093-014	32505 CRESCENT AVE	LAKE ELSINORE	CA	92530	32526 MISSION TRL	LAKE ELSINORE	CA	92530
365-093-015	1584 SAN BERNARDINO PL	COSTA MESA	CA	92627	32501 CRESCENT AVE	LAKE ELSINORE	CA	92530
365-093-016	102 S EUCALYPTUS DR	ANAHEIM	CA	92808	32510 MISSION TRL	LAKE ELSINORE	CA	92530
365-103-001	39660 GLENWOOD CT	MURRIETA	CA	92563	32551 CRESCENT AVE	LAKE ELSINORE	CA	92530
365-103-002	32555 CRESCENT AVE	LAKE ELSINORE	CA	92530	32555 CRESCENT AVE	LAKE ELSINORE	CA	92530
365-103-003	32559 CRESCENT AVE	LAKE ELSINORE	CA	92530	32559 CRESCENT AVE	LAKE ELSINORE	CA	92530
365-103-004	41950 SKYWOOD DR	TEMECULA	CA	92591	32563 CRESCENT AVE	LAKE ELSINORE	CA	92530
365-103-005	29039 STONERIDGE TER	LAKE ELSINORE	CA	92530	32565 CRESCENT AVE	LAKE ELSINORE	CA	92530
365-103-006	32569 CRESCENT AVE	LAKE ELSINORE	CA	92530	32569 CRESCENT AVE	LAKE ELSINORE	CA	92530
365-103-007	32567 CRESCENT AVE	LAKE ELSINORE	CA	92530	32567 CRESCENT AVE	LAKE ELSINORE	CA	92530
365-103-008	32575 CRESCENT AVE	LAKE ELSINORE	CA	92530	32575 CRESCENT AVE	LAKE ELSINORE	CA	92530
365-103-009	32581 CRESCENT AVE	LAKE ELSINORE	CA	92530	32581 CRESCENT AVE	LAKE ELSINORE	CA	92530
365-103-010	32587 CRESCENT AVE	LAKE ELSINORE	CA	92530	32587 CRESCENT AVE	LAKE ELSINORE	CA	92530
365-103-011	5101-1/2 N COMMONWEALTH	LOS ANGELES	CA	90004	32591 CRESCENT AVE	LAKE ELSINORE	CA	92530
365-103-012	1616 WOODLEAF CIR	ROSEVILLE	CA	95747	21054 SEDCO BLVD	LAKE ELSINORE	CA	92530
365-103-013	21024 SEDCO BLVD	LAKE ELSINORE	CA	92530	21034 SEDCO BLVD	LAKE ELSINORE	CA	92530
365-103-014	21024 SEDCO BLVD	LAKE ELSINORE	CA	92530	21024 SEDCO BLVD	LAKE ELSINORE	CA	92530
365-103-015	32590 MISSION TRL	LAKE ELSINORE	CA	92530	N/AVAIL	LAKE ELSINORE	CA	92530
365-103-016	32590 MISSION TRL	LAKE ELSINORE	CA	92530	32590 MISSION TRL	LAKE ELSINORE	CA	92530
365-103-017	510-1/2 N COMMONWEALTH AVE	LOS ANGELES	CA	90004	N/AVAIL	LAKE ELSINORE	CA	92530
365-103-018	32584 MISSION TRL	LAKE ELSINORE	CA	92530	32584 MISSION TRL	LAKE ELSINORE	CA	92530
365-103-019	7255 BAYMEADOWS WAY	JACKSONVILLE	FL	32256	32580 MISSION TRL	LAKE ELSINORE	CA	92530
365-103-020	32580 MISSION TRL	LAKE ELSINORE	CA	92530	N/AVAIL	WILDOMAR	CA	92595
365-103-021	17979 VALENCIA ST	HESPERIA	CA	92345	32576 MISSION TRL	LAKE ELSINORE	CA	92530
365-103-022	32574 MISSION TRL	LAKE ELSINORE	CA	92530	32574 MISSION TRL	LAKE ELSINORE	CA	92530
365-103-023	2934 LOS CAMPOS DR	FALLBROOK	CA	92028	32572 MISSION TRL	LAKE ELSINORE	CA	92530
365-103-024	32760 SCALES WAY	LAKE ELSINORE	CA	92530	32566 MISSION TRL	LAKE ELSINORE	CA	92530
365-103-025	32560 MISSION TRL	LAKE ELSINORE	CA	92530	32560 MISSION TRL	LAKE ELSINORE	CA	92530
365-103-032	42820 JOSHUA TREE CT	MURRIETA	CA	92562	32554 MISSION TRL	LAKE ELSINORE	CA	92530
365-103-033	42820 JOSHUA TREE CT	MURRIETA	CA	92562	N/AVAIL	LAKE ELSINORE	CA	92530
365-111-001	21025 SEDCO BLVD	LAKE ELSINORE	CA	92530	21025 SEDCO BLVD	LAKE ELSINORE	CA	92530
365-111-002	1138 S STATE COLLEGE BLVD	ANAHEIM	CA	92806	N/AVAIL	LAKE ELSINORE	CA	92530
365-111-003	32667 CRESCENT AVE	LAKE ELSINORE	CA	92530	32667 CRESCENT AVE	LAKE ELSINORE	CA	92530
365-111-004	32681 CRESCENT AVE	LAKE ELSINORE	CA	92530	32681 CRESCENT AVE	LAKE ELSINORE	CA	92530
365-111-005	32970 LAKEVIEW TER	LAKE ELSINORE	CA	92530	32687 CRESCENT AVE	LAKE ELSINORE	CA	92530

ALBERHILL SYSTEM PROJECT
300' OWNERSHIP LIST
8/28/2009

APN	OWNER_ADDRESS	OWNER_CITY	OWNER_S	OWNER_Z	SITE_ADDRESS	SITE_CITY	SITE_S	SITE_ZIP
365-111-006	32700 MISSION TRL	LAKE ELSINORE	CA	92530	32691 CRESCENT AVE	LAKE ELSINORE	CA	92530
365-111-007	32700 MISSION TRL	LAKE ELSINORE	CA	92530	32741 CRESCENT AVE	LAKE ELSINORE	CA	92530
365-111-008	9014 GOTHAM ST	DOWNNEY	CA	90241	32745 CRESCENT AVE	LAKE ELSINORE	CA	92530
365-111-009	9014 GOTHAM ST	DOWNNEY	CA	90241	32780 MISSION TRL	LAKE ELSINORE	CA	92530
365-111-010	32700 MISSION TRL	LAKE ELSINORE	CA	92530	N/AVAIL	LAKE ELSINORE	CA	92530
365-111-011	32700 MISSION TRL	LAKE ELSINORE	CA	92530	N/AVAIL	LAKE ELSINORE	CA	92530
365-111-012	32700 MISSION TRL	LAKE ELSINORE	CA	92530	32700 MISSION TRL	LAKE ELSINORE	CA	92530
365-111-013	32700 MISSION TRL	LAKE ELSINORE	CA	92530	32690 MISSION TRL	LAKE ELSINORE	CA	92530
365-111-014	32680 MISSION TRL	LAKE ELSINORE	CA	92530	32680 MISSION TRL	LAKE ELSINORE	CA	92530
365-111-015	32680 MISSION TRL	LAKE ELSINORE	CA	92530	32666 MISSION TRL	LAKE ELSINORE	CA	92530
365-111-016	3002 MAXWELL ST	LOS ANGELES	CA	90027	32654 MISSION TRL	LAKE ELSINORE	CA	92530
365-111-017	32640 MISSION TRL	LAKE ELSINORE	CA	92530	32640 MISSION TRL	LAKE ELSINORE	CA	92530
365-111-018	32620 MISSION TRL	LAKE ELSINORE	CA	92530	32620 MISSION TRL	LAKE ELSINORE	CA	92530
365-112-010	44344 NIGHTHAWK PASS	TEMECULA	CA	92592	32776 CRESCENT AVE	LAKE ELSINORE	CA	92530
365-112-011	32770 CRESCENT AVE	LAKE ELSINORE	CA	92530	32770 CRESCENT AVE	LAKE ELSINORE	CA	92530
365-112-012	32752 CRESCENT AVE	LAKE ELSINORE	CA	92530	32752 CRESCENT AVE	LAKE ELSINORE	CA	92530
365-112-013	4744 ADENMOOR AVE	LAKEWOOD	CA	90713	32712 CRESCENT AVE	LAKE ELSINORE	CA	92530
365-112-014	32690 CRESCENT AVE	LAKE ELSINORE	CA	92530	32690 CRESCENT AVE	LAKE ELSINORE	CA	92530
365-112-015	29379 OLD WRANGLER RD	CANYON LAKE	CA	92587	32684 CRESCENT AVE	LAKE ELSINORE	CA	92530
365-131-001	42154 CREST DR	HEMET	CA	92544	32795 CRESCENT AVE	LAKE ELSINORE	CA	92530
365-131-003	6601 EL SELINDA AVE	BELL GARDENS	CA	90201	32920 MISSION TRL	LAKE ELSINORE	CA	92530
365-131-004	6601 EL SELINDA AVE	BELL GARDENS	CA	90201	N/AVAIL	LAKE ELSINORE	CA	92530
365-131-005	6601 EL SELINDA AVE	BELL GARDENS	CA	90201	N/AVAIL	LAKE ELSINORE	CA	92530
365-131-006	17440 HAYNES AVE	LAKE ELSINORE	CA	92530	32860 MISSION TRL	LAKE ELSINORE	CA	92530
365-131-007	41763 IVY ST	MURRIETA	CA	92562	32840 MISSION TRL	LAKE ELSINORE	CA	92530
365-131-008	32790 MISSION TR	LAKE ELSINORE	CA	92530	32790 MISSION TRL	LAKE ELSINORE	CA	92530
365-131-010	32821 CRESCENT AVE	LAKE ELSINORE	CA	92530	32821 CRESCENT AVE	LAKE ELSINORE	CA	92530
365-131-011	28178 WELLS FARGO	LAKE ELSINORE	CA	92530	32820 MISSION TRL	LAKE ELSINORE	CA	92530
365-131-012	32800 MISSION TRL	LAKE ELSINORE	CA	92530	32800 MISSION TRL	LAKE ELSINORE	CA	92530
365-131-013	17440 HAYNES AVE	LAKE ELSINORE	CA	92530	32870 MISSION TRL	LAKE ELSINORE	CA	92530
365-131-014	27653 BOTTLE BRUSH WAY	MURRIETA	CA	92562	32865 CRESCENT AVE	LAKE ELSINORE	CA	92530
365-132-006	32879 WILDOMAR RD	LAKE ELSINORE	CA	92530	32879 WILDOMAR RD	LAKE ELSINORE	CA	92530
365-132-007	32891 WILDOMAR RD	LAKE ELSINORE	CA	92530	32891 WILDOMAR RD	LAKE ELSINORE	CA	92530
365-132-008	32921 WILDOMAR RD	LAKE ELSINORE	CA	92530	32921 WILDOMAR RD	LAKE ELSINORE	CA	92530
365-132-009	5111 LOLINA LN	CYPRESS	CA	90630	32925 WILDOMAR RD	LAKE ELSINORE	CA	92530
365-132-010	32929 WILDOMAR RD	LAKE ELSINORE	CA	92530	32929 WILDOMAR RD	LAKE ELSINORE	CA	92530
365-132-011	32941 WILDOMAR RD	LAKE ELSINORE	CA	92530	32941 WILDOMAR RD	LAKE ELSINORE	CA	92530
365-132-015	32970 CRESCENT AVE	LAKE ELSINORE	CA	92530	32970 CRESCENT AVE	LAKE ELSINORE	CA	92530
365-132-016	32934 CRESCENT AVE	LAKE ELSINORE	CA	92530	32934 CRESCENT AVE	LAKE ELSINORE	CA	92530
365-132-017	1100 TOWN AND COUNTRY ROAD,	ORANGE	CA	92668	32927 CRESCENT AVE	LAKE ELSINORE	CA	92530
365-132-018	32901 CRESCENT AVE	LAKE ELSINORE	CA	92530	32903 CRESCENT AVE	LAKE ELSINORE	CA	92530
365-132-019	32901 CRESCENT AVE	LAKE ELSINORE	CA	92530	32901 CRESCENT AVE	LAKE ELSINORE	CA	92530
365-132-020	32897 CRESCENT AVE	LAKE ELSINORE	CA	92530	32897 CRESCENT AVE	LAKE ELSINORE	CA	92530
365-132-021	32890 CRESCENT AVE	LAKE ELSINORE	CA	92530	32890 CRESCENT AVE	LAKE ELSINORE	CA	92530
365-132-022	PO BOX 546	WILDOMAR	CA	92595	32876 CRESCENT AVE	LAKE ELSINORE	CA	92530
365-132-027	33579 SELLERS RD	WILDOMAR	CA	92595	32945 WILDOMAR RD	LAKE ELSINORE	CA	92530
365-132-028	20950 DALTON AVE	TORRANCE	CA	90501	N/AVAIL	LAKE ELSINORE	CA	92530
365-132-032	PO BOX 282	JOLON	CA	93928	32935 WILDOMAR RD	LAKE ELSINORE	CA	92530
365-132-033	200 N EL CAMINO REAL 354	OCEANSIDE	CA	92058	32980 CRESCENT AVE	LAKE ELSINORE	CA	92530
365-132-034	32995 WILDOMAR RD	LAKE ELSINORE	CA	92530	32995 WILDOMAR RD	LAKE ELSINORE	CA	92530
365-132-035	23905 CLINTON KEITH RD	WILDOMAR	CA	92595	32990 CRESCENT AVE	LAKE ELSINORE	CA	92530
365-132-038	32800 CRESCENT AVE	LAKE ELSINORE	CA	92530	32800 CRESCENT AVE	LAKE ELSINORE	CA	92530
365-132-039	32820 CRESCENT AVE	LAKE ELSINORE	CA	92530	32820 CRESCENT AVE	LAKE ELSINORE	CA	92530
365-132-040	3979 ALHAMBRA	MARTINEZ	CA	94553	32580 CRESCENT AVE	LAKE ELSINORE	CA	92530
365-132-041	32770 ELM ST	WILDOMAR	CA	92595	32965 WILDOMAR RD	LAKE ELSINORE	CA	92530
365-132-042	451 7TH STREET S.W.	WASHINGTON	DC	20410	32975 WILDOMAR RD	LAKE ELSINORE	CA	92530
365-210-011	10439 WOODRUFF AVE	DOWNNEY	CA	90241	N/AVAIL	WILDOMAR	CA	92595
365-210-012	26191 MOONBEAM CIR	SUN CITY	CA	92586	32975 LOST ST	LAKE ELSINORE	CA	92530

ALBERHILL SYSTEM PROJECT
300' OWNERSHIP LIST
8/28/2009

APN	OWNER_ADDRESS	OWNER_CITY	OWNER_S	OWNER_2	SITE_ADDRESS	SITE_CITY	SITE_S	SITE_ZIP
365-250-019	451 7TH STREET S.W.	WASHINGTON	DC	20410	23480 CROOKED ARROW DR	WILDOMAR	CA	92595
365-250-035	6931 AUBURN DR	HUNTINGTON BEACH	CA	92647	23245 CRAB HOLLOW CIR	WILDOMAR	CA	92595
365-250-036	23495 CROOKED ARROW DR	WILDOMAR	CA	92595	23495 CROOKED ARROW DR	WILDOMAR	CA	92595
365-250-037	22210 VILLAGE WAY DR	CANYON LAKE	CA	92587	24410 CRAB HOLLOW CIR	LAKE ELSINORE	CA	92532
365-250-040	PO BOX 1078	BLOOMINGTON	CA	92316	199 N DILLON AVE	SAN JACINTO	CA	92583
365-250-041	34640 JENNIFER DR	WILDOMAR	CA	92595	N/AVAIL	WILDOMAR	CA	92595
365-250-042	23805 CLOUD BURST RD	WILDOMAR	CA	92595	N/AVAIL	WILDOMAR	CA	92595
365-250-043	8307 ORCHARD ST	ALTA LOMA	CA	91701	N/AVAIL	LAKE ELSINORE	CA	92532
365-250-044	23450 CROOKED ARROW DR	WILDOMAR	CA	92595	23450 CROOKED ARROW DR	WILDOMAR	CA	92595
365-250-048	23120 CRAB HOLLOW CIR	WILDOMAR	CA	92595	23120 CRAB HOLLOW CIR	WILDOMAR	CA	92595
365-250-058	23450 CROOKED ARROW DR	WILDOMAR	CA	92595	N/AVAIL	LAKE ELSINORE	CA	92532
365-250-059	32944 GREEN HARVEST CT	WILDOMAR	CA	92595	32944 GREEN HARVEST CT	WILDOMAR	CA	92595
365-280-003	250 NEWPORT CENTER DR 103	NEWPORT BEACH	CA	92660	32291 MISSION TRL	LAKE ELSINORE	CA	92530
365-280-019	PO BOX 20	BOISE	ID	83726	32281 MISSION TRL	LAKE ELSINORE	CA	92530
365-280-021	250 NEWPORT CENTER DR 103	NEWPORT BEACH	CA	92660	32295 MISSION TRL	LAKE ELSINORE	CA	92530
366-021-001	39252 WINCHESTER RD 107	MURRIETA	CA	92563	N/AVAIL	LAKE ELSINORE	CA	92530
366-021-002	21129 OLIVE ST	LAKE ELSINORE	CA	92530	21129 OLIVE ST	LAKE ELSINORE	CA	92530
366-021-003	21149 OLIVE ST	LAKE ELSINORE	CA	92530	21149 OLIVE ST	LAKE ELSINORE	CA	92530
366-021-005	32820 LAKEVIEW TER	LAKE ELSINORE	CA	92530	33045 WILDOMAR RD	WILDOMAR	CA	92595
366-021-006	28876 LAKEFRONT RD	TEMECULA	CA	92591	33059 WILDOMAR RD	LAKE ELSINORE	CA	92530
366-021-007	39124 VIA PAMPLONA	MURRIETA	CA	92563	33074 MISSION TRL	LAKE ELSINORE	CA	92530
366-021-008	7044 PELLET ST	DOWNEY	CA	90241	33090 MISSION TRL	WILDOMAR	CA	92595
366-021-009	34940 MISSION TRL	WILDOMAR	CA	92595	21140 VINE ST	WILDOMAR	CA	92595
366-021-011	33025 WILDOMAR RD	LAKE ELSINORE	CA	92530	33025 WILDOMAR RD	LAKE ELSINORE	CA	92530
366-021-012	39252 WINCHESTER RD 107	MURRIETA	CA	92563	33030 MISSION TRL	WILDOMAR	CA	92595
366-023-005	21341 CALLE VILLA CLARA	SAN JUAN CAPISTRANO	CA	92675	33190 MISSION TRL	WILDOMAR	CA	92595
366-023-006	33171 WILDOMAR RD	WILDOMAR	CA	92595	N/AVAIL	WILDOMAR	CA	92595
366-023-007	2934 LOS CAMPOS DR	FALLBROOK	CA	92028	N/AVAIL	WILDOMAR	CA	92595
366-023-008	406 E TRUSLOW AVE	FULLERTON	CA	92832	33210 MISSION TRL	WILDOMAR	CA	92595
366-023-009	32364 CLEAR WATER DR	LAKE ELSINORE	CA	92532	33230 MISSION TRL	WILDOMAR	CA	92595
366-031-001	2934 LOS CAMPOS DR	FALLBROOK	CA	92028	33260 MISSION TRL	WILDOMAR	CA	92595
366-031-002	1278 GLENNEYRE ST 299	LAGUNA BEACH	CA	92651	33276 MISSION TRL	WILDOMAR	CA	92595
366-031-003	33320 MISSION TRL	WILDOMAR	CA	92595	33278 WILDOMAR RD	LAKE ELSINORE	CA	92530
366-033-001	33320 MISSION TRL	WILDOMAR	CA	92595	33320 MISSION TRL	WILDOMAR	CA	92595
366-033-009	2214 MOUNTAIN AVE	DUARTE	CA	91010	33362 MISSION TRL	WILDOMAR	CA	92595
366-033-010	2214 MOUNTAIN AVE	DUARTE	CA	91010	33366 MISSION TRL	WILDOMAR	CA	92595
366-033-013	29881 WEATHERWOOD	LAGUNA NIGUEL	CA	92677	N/AVAIL	WILDOMAR	CA	92595
366-033-020	34812 CALLE DEL SOL	CAPISTRANO BEACH	CA	92624	33440 MISSION TRL	WILDOMAR	CA	92595
366-033-021	38180 DEL WEBB BLVD	PALM DESERT	CA	92211	33480 MISSION TRL	WILDOMAR	CA	92595
366-033-022	21190 LEMON ST	WILDOMAR	CA	92595	21190 LEMON ST	WILDOMAR	CA	92595
366-033-023	21180 LEMON ST	WILDOMAR	CA	92595	21180 LEMON ST	WILDOMAR	CA	92595
366-033-026	375 BRISTOL ST 50	COSTA MESA	CA	92626	33400 MISSION TRL	WILDOMAR	CA	92595
366-033-027	33340 MISSION TRL	WILDOMAR	CA	92595	33340 MISSION TRL	WILDOMAR	CA	92595
366-033-028	321 E HEALD AVE	LAKE ELSINORE	CA	92530	N/AVAIL	WILDOMAR	CA	92595
366-112-008	21748 LEMON ST	WILDOMAR	CA	92595	21748 LEMON ST	WILDOMAR	CA	92595
366-112-009	21748 LEMON ST	WILDOMAR	CA	92595	N/AVAIL	WILDOMAR	CA	92595
366-120-025	PO BOX 1987	LAKE ARROWHEAD	CA	92352	N/AVAIL	WILDOMAR	CA	92595
366-120-041	1501 MESA VERDE	FULLERTON	CA	92833	N/AVAIL	WILDOMAR	CA	92595
366-120-048	PO BOX 1202	WILDOMAR	CA	92595	21950 LEMON ST	WILDOMAR	CA	92595
366-130-038	33520 MISSION TRL	WILDOMAR	CA	92595	33520 MISSION TRL	WILDOMAR	CA	92595
366-130-039	6391 SPRINT PKWY	OVERLAND PARK	KS	66251	33600 MISSION TRL	WILDOMAR	CA	92595
366-130-040	11029 WEAVER AVE	SOUTH EL MONTE	CA	91733	N/AVAIL	WILDOMAR	CA	92595
366-140-005	1079 AMHERST AVE	HEMET	CA	92544	21212 WAITE ST	WILDOMAR	CA	92595
366-140-006	1079 AMHERST AVE	HEMET	CA	92544	21330 WAITE ST	WILDOMAR	CA	92595
366-140-008	PO BOX 737	WILDOMAR	CA	92595	21180 WAITE ST	WILDOMAR	CA	92595
366-140-009	PO BOX 1564	WILDOMAR	CA	92595	N/AVAIL	WILDOMAR	CA	92595
366-140-010	24125 OUTRIGGER DR	CANYON LAKE	CA	92587	N/AVAIL	N/AVAIL	CA	N/AVAIL
366-140-011	PO BOX 1564	WILDOMAR	CA	92595	33700 MISSION TRL	WILDOMAR	CA	92595

ALBERHILL SYSTEM PROJECT
300' OWNERSHIP LIST
8/28/2009

APN	OWNER_ADDRESS	OWNER_CITY	OWNER_S	OWNER_Z	SITE_ADDRESS	SITE_CITY	SITE_S	SITE_ZIP
366-140-012	7532 WASHINGTON AVE B	HUNTINGTON BEACH	CA	92647	N/AVAIL	WILDOMAR	CA	92595
366-140-013	PO BOX 7058	CAPISTRANO BEACH	CA	92624	33705 MISSION TRL	WILDOMAR	CA	92595
366-140-014	PO BOX 7058	CAPISTRANO BEACH	CA	92624	33704 MISSION TRL	WILDOMAR	CA	92595
366-150-004	21191 WAITE ST	WILDOMAR	CA	92595	21191 WAITE ST	WILDOMAR	CA	92595
366-150-005	21245 WAITE ST	WILDOMAR	CA	92595	21245 WAITE ST	WILDOMAR	CA	92595
366-150-006	21249 WAITE ST	WILDOMAR	CA	92595	21249 WAITE ST	WILDOMAR	CA	92595
366-150-007	21253 WAITE ST	WILDOMAR	CA	92595	21253 WAITE ST	WILDOMAR	CA	92595
366-150-019	21313 WAITE ST	WILDOMAR	CA	92595	21313 WAITE ST	WILDOMAR	CA	92595
366-150-020	21311 WAITE ST	WILDOMAR	CA	92595	21311 WAITE ST	WILDOMAR	CA	92595
366-150-021	21301 WAITE ST	WILDOMAR	CA	92595	21301 WAITE ST	WILDOMAR	CA	92595
366-150-022	21307 WAITE ST	WILDOMAR	CA	92595	21307 WAITE ST	WILDOMAR	CA	92595
366-150-027	21345 WAITE ST	WILDOMAR	CA	92595	21345 WAITE ST	WILDOMAR	CA	92595
366-150-036	33800 MISSION TRL	WILDOMAR	CA	92595	33800 MISSION TRL	WILDOMAR	CA	92595
366-150-038	4491 E RIDGE GATE RD	ANAHEIM	CA	92807	33774 MISSION TRL	WILDOMAR	CA	92595
366-160-007	21481 WAITE ST	WILDOMAR	CA	92595	21481 WAITE ST	WILDOMAR	CA	92595
366-160-065	33786 JO ANN CT	WILDOMAR	CA	92595	33786 JO ANN CT	WILDOMAR	CA	92595
366-160-071	20678 GRAND AVE	WILDOMAR	CA	92595	21371 WAITE ST	WILDOMAR	CA	92595
366-160-076	21441 WAITE ST	WILDOMAR	CA	92595	21441 WAITE ST	WILDOMAR	CA	92595
366-181-001	2430 OUR COUNTRY RD	ESCONDIDO	CA	92029	33761 ALMOND ST	WILDOMAR	CA	92595
366-181-002	33773 ALMOND ST	WILDOMAR	CA	92595	33773 ALMOND ST	WILDOMAR	CA	92595
366-181-003	33785 ALMOND ST	WILDOMAR	CA	92595	33785 ALMOND ST	WILDOMAR	CA	92595
366-181-004	33797 ALMOND ST	WILDOMAR	CA	92595	33797 ALMOND ST	WILDOMAR	CA	92595
366-181-010	33758 AMBERTON ST	WILDOMAR	CA	92595	33758 AMBERTON ST	WILDOMAR	CA	92595
366-181-011	33770 AMBERTON ST	WILDOMAR	CA	92595	33770 AMBERTON ST	WILDOMAR	CA	92595
366-181-012	33782 AMBERTON ST	WILDOMAR	CA	92595	33782 AMBERTON ST	WILDOMAR	CA	92595
366-181-013	33794 AMBERTON ST	WILDOMAR	CA	92595	33794 AMBERTON ST	WILDOMAR	CA	92595
366-181-024	33795 AMBERTON ST	WILDOMAR	CA	92595	33795 AMBERTON ST	WILDOMAR	CA	92595
366-181-025	21325 GRAND AVE	WILDOMAR	CA	92595	33783 AMBERTON ST	WILDOMAR	CA	92595
366-181-026	33771 AMBERTON ST	WILDOMAR	CA	92595	33771 AMBERTON ST	WILDOMAR	CA	92595
366-181-027	33759 AMBERTON ST	WILDOMAR	CA	92595	33759 AMBERTON ST	WILDOMAR	CA	92595
366-182-001	41763 IVY ST	MURRIETA	CA	92562	21517 WAITE ST	WILDOMAR	CA	92595
366-182-014	21547 WAITE ST	WILDOMAR	CA	92595	21547 WAITE ST	WILDOMAR	CA	92595
366-182-020	PO BOX 5785	SAN BERNARDINO	CA	92412	21579 WAITE ST	WILDOMAR	CA	92595
366-182-021	21575 WAITE ST	WILDOMAR	CA	92595	21575 WAITE ST	WILDOMAR	CA	92595
366-182-024	21623 WAITE ST	WILDOMAR	CA	92595	21623 WAITE ST	WILDOMAR	CA	92595
366-182-025	21627 WAITE ST	WILDOMAR	CA	92595	21627 WAITE ST	WILDOMAR	CA	92595
366-182-031	33761 LINDA VISTA LN	WILDOMAR	CA	92595	33761 LINDA VISTA LN	WILDOMAR	CA	92595
366-182-032	33773 LINDA VISTA LN	WILDOMAR	CA	92595	33773 LINDA VISTA LN	WILDOMAR	CA	92595
366-182-033	42955 JUNIPER ST	MURRIETA	CA	92562	33785 LINDA VISTA LN	WILDOMAR	CA	92595
366-182-034	33797 LINDA VISTA LN	WILDOMAR	CA	92595	33797 LINDA VISTA LN	WILDOMAR	CA	92595
366-182-045	33796 LINDA VISTA LN	WILDOMAR	CA	92595	33796 LINDA VISTA LN	WILDOMAR	CA	92595
366-182-046	22475 ALAMEDA DEL MONTE	WILDOMAR	CA	92595	33784 LINDA VISTA LN	WILDOMAR	CA	92595
366-182-047	33772 LINDA VISTA LN	WILDOMAR	CA	92595	33772 LINDA VISTA LN	WILDOMAR	CA	92595
366-182-048	PO BOX 446	VISTA	CA	92085	33760 LINDA VISTA LN	WILDOMAR	CA	92595
366-182-055	32580 CORYDON RD	WILDOMAR	CA	92595	21571 WAITE ST	WILDOMAR	CA	92595
366-182-056	21611 WAITE ST	WILDOMAR	CA	92595	21611 WAITE ST	WILDOMAR	CA	92595
366-182-057	PO BOX 40	DELTA	CO	81416	N/AVAIL	WILDOMAR	CA	92595
366-182-058	21545 WAITE ST	WILDOMAR	CA	92595	21545 WAITE ST	WILDOMAR	CA	92595
366-182-059	227 WIND HVN	BOSSIER CITY	LA	71111	21527 WAITE ST	WILDOMAR	CA	92595
366-182-060	227 WIND HVN	BOSSIER CITY	LA	71111	33711 BONNIE LN	WILDOMAR	CA	92595
366-182-061	33787 BONNIE LN	WILDOMAR	CA	92595	33787 BONNIE LN	WILDOMAR	CA	92595
366-182-066	14691 AMOROSE ST	LAKE ELSINORE	CA	92530	33768 BONNIE LN	WILDOMAR	CA	92595
366-190-006	PO BOX 1545	WILDOMAR	CA	92595	33551 PLEASANT LN	WILDOMAR	CA	92595
366-190-007	750 E 5TH ST 72	AZUSA	CA	91702	33555 ORANGE ST	WILDOMAR	CA	92595
366-190-010	33571 PLEASANT LN	WILDOMAR	CA	92595	33571 PLEASANT LN	WILDOMAR	CA	92595
366-190-026	21757 LAGO VISTA LN	WILDOMAR	CA	92595	21757 LAGO VISTA LN	WILDOMAR	CA	92595
366-190-027	21771 LAGO VISTA LN	WILDOMAR	CA	92595	21771 LAGO VISTA LN	WILDOMAR	CA	92595
366-190-028	20962 LAGUNA AVE	WILDOMAR	CA	92595	21787 LAGO VISTA LN	WILDOMAR	CA	92595

ALBERHILL SYSTEM PROJECT
300' OWNERSHIP LIST
8/28/2009

APN	OWNER_ADDRESS	OWNER_CITY	OWNER_S	OWNER_Z	SITE_ADDRESS	SITE_CITY	SITE_S	SITE_ZIP
366-190-029	21801 LAGO VISTA LN	WILDOMAR	CA	92595	21801 LAGO VISTA LN	WILDOMAR	CA	92595
366-190-030	921 HARBOR VW	SAN PEDRO	CA	90731	21756 LAGO VISTA LN	WILDOMAR	CA	92595
366-190-031	21770 LAGO VISTA LN	WILDOMAR	CA	92595	21770 LAGO VISTA LN	WILDOMAR	CA	92595
366-190-032	21786 LAGO VISTA LN	WILDOMAR	CA	92595	21786 LAGO VISTA LN	WILDOMAR	CA	92595
366-190-034	33650 ALMOND ST	WILDOMAR	CA	92595	21756 DOROTHY LN	WILDOMAR	CA	92595
366-190-035	21770 DOROTHY LN	WILDOMAR	CA	92595	21770 DOROTHY LN	WILDOMAR	CA	92595
366-190-036	PO BOX 363	TEMECULA	CA	92593	21786 DOROTHY LN	WILDOMAR	CA	92595
366-190-041	21903 LEMON ST	WILDOMAR	CA	92595	21903 LEMON ST	WILDOMAR	CA	92595
366-190-042	1720 N ANZAC AVE	COMPTON	CA	90222	33541 ORANGE ST	WILDOMAR	CA	92595
366-190-043	21975 LEMON ST	WILDOMAR	CA	92595	21975 LEMON ST	WILDOMAR	CA	92595
366-190-044	33520 ALMOND ST	WILDOMAR	CA	92595	33520 ALMOND ST	WILDOMAR	CA	92595
366-190-045	33540 ALMOND ST	WILDOMAR	CA	92595	33540 ALMOND ST	WILDOMAR	CA	92595
366-190-046	21930 PLEASANT LN	WILDOMAR	CA	92595	21930 PLEASANT LN	WILDOMAR	CA	92595
366-190-050	2500 MICHELSON DR 100	IRVINE	CA	92612	N/AVAIL	WILDOMAR	CA	92595
366-190-055	17734 PALO VERDE AVE	CERRITOS	CA	90703	21800 LAGO VISTA LN	WILDOMAR	CA	92595
366-190-056	5949 OLD MEMORY LN	SAN DIEGO	CA	92114	N/AVAIL	WILDOMAR	CA	92595
366-190-057	33565 PLEASANT LN	WILDOMAR	CA	92595	33565 PLEASANT LN	WILDOMAR	CA	92595
366-190-058	21960 PLEASANT LN	WILDOMAR	CA	92595	21960 PLEASANT LN	WILDOMAR	CA	92595
366-200-019	21758 WAITE ST	WILDOMAR	CA	92595	21758 WAITE ST	WILDOMAR	CA	92595
366-200-020	25255 PARKCREST DR	MURRIETA	CA	92562	21800 WAITE ST	WILDOMAR	CA	92595
366-200-026	21795 DOROTHY LN	WILDOMAR	CA	92595	21795 DOROTHY LN	WILDOMAR	CA	92595
366-200-027	33650 ALMOND ST	WILDOMAR	CA	92595	33650 ALMOND ST	WILDOMAR	CA	92595
366-200-028	33690 ALMOND ST	WILDOMAR	CA	92595	33690 ALMOND ST	WILDOMAR	CA	92595
366-200-029	26701 PARISO DR	MISSION VIEJO	CA	92691	21785 HAGER LN	TEMECULA	CA	92592
366-210-018	33784 ALMOND ST	WILDOMAR	CA	92595	33784 ALMOND ST	WILDOMAR	CA	92595
366-210-019	21805 WAITE ST	WILDOMAR	CA	92595	21805 WAITE ST	WILDOMAR	CA	92595
366-210-020	28840 STONE LN	SUN CITY	CA	92585	21821 WAITE ST	WILDOMAR	CA	92595
366-210-032	33804 ALMOND ST	WILDOMAR	CA	92595	33804 ALMOND ST	WILDOMAR	CA	92595
366-230-002	9010 CORBIN AVE 10	NORTHRIDGE	CA	91324	N/AVAIL	WILDOMAR	CA	92595
366-230-004	9010 CORBIN AVE 10	NORTHRIDGE	CA	91324	N/AVAIL	WILDOMAR	CA	92595
366-230-006	22456 LOST RD	WILDOMAR	CA	92595	22456 LOST RD	WILDOMAR	CA	92595
366-230-007	22470 LOST RD	WILDOMAR	CA	92595	22470 LOST RD	WILDOMAR	CA	92595
366-230-008	33105 GAFFORD RD	WILDOMAR	CA	92595	33105 GAFFORD RD	WILDOMAR	CA	92595
366-230-009	22386 GAFFORD RD	WILDOMAR	CA	92595	22386 GAFFORD RD	WILDOMAR	CA	92595
366-230-010	22346 LEMON ST	WILDOMAR	CA	92595	22346 LEMON ST	WILDOMAR	CA	92595
366-230-011	PO BOX 75367	LOS ANGELES	CA	90075	22330 LEMON ST	WILDOMAR	CA	92595
366-230-012	29541 NICHOLS ST	LAKE ELSINORE	CA	92530	22360 LEMON ST	WILDOMAR	CA	92595
366-230-013	22374 LEMON ST	WILDOMAR	CA	92595	22374 LEMON ST	WILDOMAR	CA	92595
366-230-014	22386 LEMON ST	WILDOMAR	CA	92595	22386 LEMON ST	WILDOMAR	CA	92595
366-230-018	PO BOX 571	WILDOMAR	CA	92595	22337 LEMON ST	WILDOMAR	CA	92595
366-230-019	PO BOX 504	WILDOMAR	CA	92595	22331 LEMON ST	WILDOMAR	CA	92595
366-230-023	22440 LOST RD	WILDOMAR	CA	92595	N/AVAIL	WILDOMAR	CA	92595
366-230-025	13371 JESSICA DR	GARDEN GROVE	CA	92843	22395 LEMON ST	WILDOMAR	CA	92595
366-230-026	33319 GAFFORD RD	WILDOMAR	CA	92595	N/AVAIL	WILDOMAR	CA	92595
366-230-037	22347 LEMON ST	WILDOMAR	CA	92595	22347 LEMON ST	WILDOMAR	CA	92595
366-230-040	33320 GAFFORD RD	WILDOMAR	CA	92595	33320 GAFFORD RD	WILDOMAR	CA	92595
366-230-041	33330 GAFFORD RD	WILDOMAR	CA	92595	33330 GAFFORD RD	WILDOMAR	CA	92595
366-230-049	9010 CORBIN AVE 10	NORTHRIDGE	CA	91324	22420 LOST RD	WILDOMAR	CA	92595
366-240-002	22740 LOST RD	WILDOMAR	CA	92595	22740 LOST RD	WILDOMAR	CA	92595
366-240-003	22650 LOST RD	WILDOMAR	CA	92595	22650 LOST RD	WILDOMAR	CA	92595
366-240-004	4067 HARDWICK ST 550	LAKEWOOD	CA	90712	22747 LOST RD	WILDOMAR	CA	92595
366-240-007	22701 LOST RD	WILDOMAR	CA	92595	22701 LOST RD	WILDOMAR	CA	92595
366-240-008	PO BOX 3364	SAN DIMAS	CA	91773	22603 LOST RD	WILDOMAR	CA	92595
366-240-009	22559 LOST RD	WILDOMAR	CA	92595	22559 LOST RD	WILDOMAR	CA	92595
366-240-012	22517 LOST RD	WILDOMAR	CA	92595	22517 LOST RD	WILDOMAR	CA	92595
366-240-013	22507 LOST RD	WILDOMAR	CA	92595	22507 LOST RD	WILDOMAR	CA	92595
366-240-014	22491 LOST RD	WILDOMAR	CA	92595	22491 LOST RD	WILDOMAR	CA	92595
366-240-026	PO BOX 691	SUN CITY	CA	92586	22500 LOST RD	WILDOMAR	CA	92595

ALBERHILL SYSTEM PROJECT
300' OWNERSHIP LIST
8/28/2009

APN	OWNER_ADDRESS	OWNER_CITY	OWNER_S	OWNER_Z	SITE_ADDRESS	SITE_CITY	SITE_S	SITE_ZIP
366-240-027	33125 DIAL RD	WILDOMAR	CA	92595	33125 DIAL RD	WILDOMAR	CA	92595
366-240-029	33610 DIAL RD	WILDOMAR	CA	92595	33610 DIAL RD	WILDOMAR	CA	92595
366-240-056	22543 LOST RD	WILDOMAR	CA	92595	22543 LOST RD	WILDOMAR	CA	92595
366-240-057	22531 LOST RD	WILDOMAR	CA	92595	22531 LOST RD	WILDOMAR	CA	92595
366-240-059	33020 DIAL RD	WILDOMAR	CA	92595	33020 DIAL RD	WILDOMAR	CA	92595
366-240-060	2183 APPLGATE DR	CORONA	CA	92882	33130 DIAL RD	WILDOMAR	CA	92595
366-240-061	33140 DIAL RD	WILDOMAR	CA	92595	N/AVAIL	WILDOMAR	CA	92595
366-240-062	33150 DIAL RD	WILDOMAR	CA	92595	33150 DIAL RD	WILDOMAR	CA	92595
366-250-001	4067 HARDWICK ST 550	LAKEWOOD	CA	90712	N/AVAIL	WILDOMAR	CA	92595
366-260-001	33508 ORANGE ST	WILDOMAR	CA	92595	33508 ORANGE ST	WILDOMAR	CA	92595
366-260-002	22065 LEMON ST	WILDOMAR	CA	92595	22065 LEMON ST	WILDOMAR	CA	92595
366-260-003	30507 CINNAMON TEAL DR	CANYON LAKE	CA	92587	33530 ORANGE ST	WILDOMAR	CA	92595
366-260-012	21871 VACATION LN	HUNTINGTON BEACH	CA	92646	N/AVAIL	WILDOMAR	CA	92595
366-260-013	38172 MURRIETA CREEK DR	MURRIETA	CA	92562	22131 LEMON ST	WILDOMAR	CA	92595
366-260-015	22181 LEMON ST	WILDOMAR	CA	92595	22181 LEMON ST	WILDOMAR	CA	92595
366-260-017	22221 LEMON ST	WILDOMAR	CA	92595	22221 LEMON ST	WILDOMAR	CA	92595
366-260-020	22235 LEMON ST	WILDOMAR	CA	92595	N/AVAIL	WILDOMAR	CA	92595
366-260-021	22235 LEMON ST	WILDOMAR	CA	92595	22235 LEMON ST	WILDOMAR	CA	92595
366-260-026	22740 LEMON ST	WILDOMAR	CA	92595	22101 LEMON ST	WILDOMAR	CA	92595
366-260-027	22105 LEMON ST	WILDOMAR	CA	92595	22105 LEMON ST	WILDOMAR	CA	92595
366-260-028	22109 LEMON ST	WILDOMAR	CA	92595	22109 LEMON ST	WILDOMAR	CA	92595
366-260-029	2211 LEMON ST	WILDOMAR	CA	92595	22111 LEMON ST	WILDOMAR	CA	92595
366-260-030	22083 LEMON ST	WILDOMAR	CA	92595	22083 LEMON ST	WILDOMAR	CA	92595
366-260-032	26200 SAN JACINTO ST A	HEMET	CA	92543	22245 LEMON ST	WILDOMAR	CA	92595
366-260-033	22247 LEMON ST	WILDOMAR	CA	92595	22247 LEMON ST	WILDOMAR	CA	92595
366-260-037	2610 N PARHAM RD 3	RICHMOND	VA	23294	33560 ORANGE ST	WILDOMAR	CA	92595
366-260-038	22030 PLEASANT LN	WILDOMAR	CA	92595	22030 PLEASANT LN	WILDOMAR	CA	92595
366-260-039	22050 PLEASANT LN	WILDOMAR	CA	92595	22050 PLEASANT LN	WILDOMAR	CA	92595
366-260-040	22070 PLEASANT LN	WILDOMAR	CA	92595	22070 PLEASANT LN	WILDOMAR	CA	92595
366-260-044	20995 ALAMEDA DEL MONTE	WILDOMAR	CA	92595	22113 LEMON ST	WILDOMAR	CA	92595
366-260-048	21191 WAITE ST	WILDOMAR	CA	92595	22071 LEMON ST	WILDOMAR	CA	92595
366-260-049	22079 LEMON ST	WILDOMAR	CA	92595	22079 LEMON ST	WILDOMAR	CA	92595
366-260-051	22211 LEMON ST	WILDOMAR	CA	92595	22211 LEMON ST	WILDOMAR	CA	92595
366-300-001	4660 LA JOLLA VILLAGE DR 200	SAN DIEGO	CA	92122	N/AVAIL	WILDOMAR	CA	92595
366-300-044	22301 LEMON ST	WILDOMAR	CA	92595	22301 LEMON ST	WILDOMAR	CA	92595
366-310-002	PO BOX 60948	BOULDER CITY	NV	89006	N/AVAIL	WILDOMAR	CA	92595
366-310-011	34209 COUNTRYSIDE CIR	WILDOMAR	CA	92595	N/AVAIL	WILDOMAR	CA	92595
366-330-001	21380 WAITE ST	WILDOMAR	CA	92595	21380 WAITE ST	WILDOMAR	CA	92595
366-330-002	4801 FREDERICA ST	OWENSBORO	KY	42301	21396 WAITE ST	WILDOMAR	CA	92595
366-330-003	21408 WAITE ST	WILDOMAR	CA	92595	21408 WAITE ST	WILDOMAR	CA	92595
366-330-004	21418 WAITE ST	WILDOMAR	CA	92595	21418 WAITE ST	WILDOMAR	CA	92595
366-330-005	21436 WAITE ST	WILDOMAR	CA	92595	21436 WAITE ST	WILDOMAR	CA	92595
366-330-006	PO BOX 793	LAKE ELSINORE	CA	92531	21452 WAITE ST	WILDOMAR	CA	92595
366-330-007	21468 WAITE ST	WILDOMAR	CA	92595	21468 WAITE ST	WILDOMAR	CA	92595
366-330-008	21482 WAITE ST	WILDOMAR	CA	92595	21482 WAITE ST	WILDOMAR	CA	92595
366-330-009	1079 AMHERST AVE	HEMET	CA	92544	N/AVAIL	LAKE ELSINORE	CA	92530
366-330-012	PO BOX 371	WILDOMAR	CA	92595	21542 WAITE ST	WILDOMAR	CA	92595
366-330-013	21580 WAITE ST	WILDOMAR	CA	92595	21580 WAITE ST	WILDOMAR	CA	92595
366-362-010	33450 MAPLE TREE LN	WILDOMAR	CA	92595	33450 MAPLE TREE LN	WILDOMAR	CA	92595
366-362-011	43343 CALLE NACIDO	TEMECULA	CA	92592	33421 MAPLE TREE LN	WILDOMAR	CA	92595
366-380-001	33525 ALMOND ST	WILDOMAR	CA	92595	33525 ALMOND ST	WILDOMAR	CA	92595
366-380-002	33549 ALMOND ST	WILDOMAR	CA	92595	33549 ALMOND ST	WILDOMAR	CA	92595
366-380-003	888 EAST WALNUT ST	PASADENA	CA	91101	33605 ALMOND ST	WILDOMAR	CA	92595
366-380-004	21664 WAGON RIM	WILDOMAR	CA	92595	21664 WAGON RIM	WILDOMAR	CA	92595
366-380-005	21650 WAGON RIM	WILDOMAR	CA	92595	21650 WAGON RIM	WILDOMAR	CA	92595
366-380-006	21638 WAGON RIM	WILDOMAR	CA	92595	21638 WAGON RIM	WILDOMAR	CA	92595
366-380-012	21703 WAGON RIM	WILDOMAR	CA	92595	21703 WAGON RIM	WILDOMAR	CA	92595
366-380-013	21715 WAGON RIM	WILDOMAR	CA	92595	21715 WAGON RIM	WILDOMAR	CA	92595

ALBERHILL SYSTEM PROJECT
300' OWNERSHIP LIST
8/28/2009

APN	OWNER_ADDRESS	OWNER_CITY	OWNER_S	OWNER_Z	SITE_ADDRESS	SITE_CITY	SITE_S	SITE_ZIP
366-380-014	21729 WAGON RIM	WILDOMAR	CA	92595	21729 WAGON RIM	WILDOMAR	CA	92595
366-380-015	21741 WAGON RIM	WILDOMAR	CA	92595	21741 WAGON RIM	WILDOMAR	CA	92595
366-380-016	215 S HOWARD ST	CORONA	CA	92879	N/AVAIL	WILDOMAR	CA	92595
366-380-017	33689 ALMOND ST	WILDOMAR	CA	92595	33689 ALMOND ST	WILDOMAR	CA	92595
366-380-018	21698 WAITE ST	WILDOMAR	CA	92595	21698 WAITE ST	WILDOMAR	CA	92595
366-380-019	21746 WAITE ST	WILDOMAR	CA	92595	21746 WAITE ST	WILDOMAR	CA	92595
366-380-020	18972 SAN CARLOS ST	FOUNTAIN VALLEY	CA	92708	21644 WAITE ST	WILDOMAR	CA	92595
366-380-021	21658 WAITE ST	WILDOMAR	CA	92595	21658 WAITE ST	WILDOMAR	CA	92595
366-380-022	33675 LINDA VISTA LN	WILDOMAR	CA	92595	33675 LINDA VISTA LN	WILDOMAR	CA	92595
366-380-023	33680 LINDA VISTA LN	WILDOMAR	CA	92595	33680 LINDA VISTA LN	WILDOMAR	CA	92595
366-380-024	1122 E LINCOLN AVE 116	ORANGE	CA	92865	N/AVAIL	WILDOMAR	CA	92595
366-491-001	22197 COUNTRY HILLS RD	WILDOMAR	CA	92595	22197 COUNTRY HILLS RD	WILDOMAR	CA	92595
366-491-002	22189 COUNTRY HILLS RD	WILDOMAR	CA	92595	22189 COUNTRY HILLS RD	WILDOMAR	CA	92595
366-491-003	22181 COUNTRY HILLS RD	WILDOMAR	CA	92595	22181 COUNTRY HILLS RD	WILDOMAR	CA	92595
366-491-004	22173 COUNTRY HILLS RD	WILDOMAR	CA	92595	22173 COUNTRY HILLS RD	WILDOMAR	CA	92595
366-491-005	22165 COUNTRY HILLS RD	WILDOMAR	CA	92595	22165 COUNTRY HILLS RD	WILDOMAR	CA	92595
366-491-006	22157 COUNTRY HILLS RD	WILDOMAR	CA	92595	22157 COUNTRY HILLS RD	WILDOMAR	CA	92595
366-491-007	22149 COUNTRY HILLS RD	WILDOMAR	CA	92595	22149 COUNTRY HILLS RD	WILDOMAR	CA	92595
366-492-011	22228 BLONDON CT	WILDOMAR	CA	92595	22228 BLONDON CT	WILDOMAR	CA	92595
366-492-012	22236 BLONDON CT	WILDOMAR	CA	92595	22236 BLONDON CT	WILDOMAR	CA	92595
366-492-013	22244 BLONDON CT	WILDOMAR	CA	92595	22244 BLONDON CT	WILDOMAR	CA	92595
366-492-014	22252 BLONDON CT	WILDOMAR	CA	92595	22252 BLONDON CT	WILDOMAR	CA	92595
366-492-015	22257 BLONDON CT	WILDOMAR	CA	92595	22257 BLONDON CT	WILDOMAR	CA	92595
366-492-016	22249 BLONDON CT	WILDOMAR	CA	92595	22249 BLONDON CT	WILDOMAR	CA	92595
366-492-017	22241 BLONDON CT	WILDOMAR	CA	92595	22241 BLONDON CT	WILDOMAR	CA	92595
366-492-018	22225 BLONDON CT	WILDOMAR	CA	92595	22225 BLONDON CT	WILDOMAR	CA	92595
366-492-019	22209 BLONDON CT	WILDOMAR	CA	92595	22209 BLONDON CT	WILDOMAR	CA	92595
366-492-021	33452 CITRUS GROVE LN	WILDOMAR	CA	92595	33452 CITRUS GRV	WILDOMAR	CA	92595
366-492-022	33464 CITRUS GROVE LN	WILDOMAR	CA	92595	33464 CITRUS GRV	WILDOMAR	CA	92595
366-492-023	33476 CITRUS GROVE LN	WILDOMAR	CA	92595	33476 CITRUS GRV	WILDOMAR	CA	92595
366-492-024	33488 CITRUS GROVE LN	WILDOMAR	CA	92595	33488 CITRUS GRV	WILDOMAR	CA	92595
366-501-001	22141 COUNTRY HILLS RD	WILDOMAR	CA	92595	22141 COUNTRY HILLS RD	WILDOMAR	CA	92595
366-501-002	22133 COUNTRY HILLS RD	WILDOMAR	CA	92595	22133 COUNTRY HILLS RD	WILDOMAR	CA	92595
366-501-003	22125 COUNTRY HILLS RD	WILDOMAR	CA	92595	22125 COUNTRY HILLS RD	WILDOMAR	CA	92595
366-501-004	22117 COUNTRY HILLS RD	WILDOMAR	CA	92595	22117 COUNTRY HILLS RD	WILDOMAR	CA	92595
366-501-005	22109 COUNTRY HILLS RD	WILDOMAR	CA	92595	22109 COUNTRY HILLS RD	WILDOMAR	CA	92595
366-501-006	22101 COUNTRY HILLS RD	WILDOMAR	CA	92595	22101 COUNTRY HILLS RD	WILDOMAR	CA	92595
366-501-007	22093 COUNTRY HILLS RD	WILDOMAR	CA	92595	22093 COUNTRY HILLS RD	WILDOMAR	CA	92595
366-501-008	22085 COUNTRY HILLS RD	WILDOMAR	CA	92595	22085 COUNTRY HILLS RD	WILDOMAR	CA	92595
366-501-016	22009 BLONDON CT	WILDOMAR	CA	92595	22009 BLONDON CT	WILDOMAR	CA	92595
366-501-017	22001 BLONDON CT	WILDOMAR	CA	92595	22001 BLONDON CT	WILDOMAR	CA	92595
366-502-001	22004 BLONDON CT	WILDOMAR	CA	92595	22004 BLONDON CT	WILDOMAR	CA	92595
366-502-002	22012 BLONDON CT	WILDOMAR	CA	92595	22012 BLONDON CT	WILDOMAR	CA	92595
370-040-034	1995 MARKET ST	RIVERSIDE	CA	92501	N/AVAIL	LAKE ELSINORE	CA	92530
370-040-036	1048 IRVINE AVE	NEWPORT BEACH	CA	92660	N/AVAIL	N/AVAIL	CA	N/AVAIL
370-040-037	1048 IRVINE AVE	NEWPORT BEACH	CA	92660	N/AVAIL	N/AVAIL	CA	N/AVAIL
370-040-038	1048 IRVINE AVE	NEWPORT BEACH	CA	92660	N/AVAIL	N/AVAIL	CA	N/AVAIL
370-040-039	9645 SHAMROCK AVE	FOUNTAIN VALLEY	CA	92708	N/AVAIL	LAKE ELSINORE	CA	92530
370-040-040	31283 DEL REY RD	TEMECULA	CA	92591	N/AVAIL	LAKE ELSINORE	CA	92530
370-040-041	31283 DEL REY RD	TEMECULA	CA	92591	N/AVAIL	LAKE ELSINORE	CA	92530
370-040-042	31283 DEL REY RD	TEMECULA	CA	92591	N/AVAIL	LAKE ELSINORE	CA	92530
370-050-019	5008 CHESEBRO RD 2ND	AGOURA HILLS	CA	91301	N/AVAIL	LAKE ELSINORE	CA	92530
370-050-020	5008 CHESEBRO RD 2ND	AGOURA HILLS	CA	91301	N/AVAIL	LAKE ELSINORE	CA	92530
370-050-026	5008 CHESEBRO RD 2ND	AGOURA HILLS	CA	91301	N/AVAIL	N/AVAIL	CA	N/AVAIL
370-050-027	1995 MARKET ST	RIVERSIDE	CA	92501	N/AVAIL	N/AVAIL	CA	N/AVAIL
370-050-028	5008 CHESEBRO RD 2ND	AGOURA HILLS	CA	91301	N/AVAIL	N/AVAIL	CA	N/AVAIL
370-060-003	20101 SW BIRCH ST 130A	NEWPORT BEACH	CA	92660	31600 CORYDON RD	WILDOMAR	CA	92595
370-060-026	20101 SW BIRCH ST 130A	NEWPORT BEACH	CA	92660	N/AVAIL	N/AVAIL	CA	92595

ALBERHILL SYSTEM PROJECT
300' OWNERSHIP LIST
8/28/2009

APN	OWNER_ADDRESS	OWNER_CITY	OWNER_STATE	OWNER_ZIP	SITE_ADDRESS	SITE_CITY	SITE_STATE	SITE_ZIP
370-060-027	20101 SW BIRCH ST 130A	NEWPORT BEACH	CA	92660	33625 MISSION TRL	WILDOMAR	CA	92595
370-060-028	20101 SW BIRCH ST 130A	NEWPORT BEACH	CA	92660	N/AVAIL	N/AVAIL	CA	92595
370-060-032	PO BOX 410	LONG BEACH	CA	90801	N/AVAIL	WILDOMAR	CA	92595
370-060-035	13215 PENN ST 300	WHITTIER	CA	90602	N/AVAIL	WILDOMAR	CA	92595
370-060-040	13215 PENN ST 300	WHITTIER	CA	90602	N/AVAIL	WILDOMAR	CA	92595
370-060-045	755 W GRAND AVE	ESCONDIDO	CA	92025	33891 MISSION TRL	WILDOMAR	CA	92595
370-060-049	PO BOX 800	ROSEMEAD	CA	91770	33705 MISSION TRL	WILDOMAR	CA	92595
370-060-050	PO BOX 3000	LAKE ELSINORE	CA	92531	33751 MISSION TRL	LAKE ELSINORE	CA	92530
371-270-017	255 E RINCON ST 100	CORONA	CA	92879	N/AVAIL	LAKE ELSINORE	CA	92530
371-270-028	255 E RINCON ST 100	CORONA	CA	92879	N/AVAIL	LAKE ELSINORE	CA	92530
371-270-036	255 E RINCON ST 100	CORONA	CA	92879	N/AVAIL	LAKE ELSINORE	CA	92530
371-270-042	255 E RINCON ST 100	CORONA	CA	92879	N/AVAIL	LAKE ELSINORE	CA	92530
371-270-043	255 E RINCON ST 100	CORONA	CA	92879	N/AVAIL	LAKE ELSINORE	CA	92530
371-270-044	255 E RINCON ST 100	CORONA	CA	92879	N/AVAIL	LAKE ELSINORE	CA	92530
371-300-010	255 E RINCON ST 100	CORONA	CA	92879	N/AVAIL	LAKE ELSINORE	CA	92530
371-300-011	255 E RINCON ST 100	CORONA	CA	92879	N/AVAIL	LAKE ELSINORE	CA	92530
371-300-012	255 E RINCON ST 100	CORONA	CA	92879	N/AVAIL	LAKE ELSINORE	CA	92530
371-300-013	255 E RINCON ST 100	CORONA	CA	92879	N/AVAIL	LAKE ELSINORE	CA	92530
371-300-014	255 E RINCON ST 100	CORONA	CA	92879	N/AVAIL	LAKE ELSINORE	CA	92530
371-300-015	255 E RINCON ST 100	CORONA	CA	92879	N/AVAIL	LAKE ELSINORE	CA	92530
371-300-016	255 E RINCON ST 100	CORONA	CA	92879	N/AVAIL	LAKE ELSINORE	CA	92530
371-300-017	255 E RINCON ST 100	CORONA	CA	92879	N/AVAIL	LAKE ELSINORE	CA	92530
371-300-018	255 E RINCON ST 100	CORONA	CA	92879	N/AVAIL	LAKE ELSINORE	CA	92530
371-300-019	255 E RINCON ST 100	CORONA	CA	92879	N/AVAIL	LAKE ELSINORE	CA	92530
371-300-020	255 E RINCON ST 100	CORONA	CA	92879	N/AVAIL	LAKE ELSINORE	CA	92530
371-300-021	255 E RINCON ST 100	CORONA	CA	92879	N/AVAIL	LAKE ELSINORE	CA	92530
371-300-022	255 E RINCON ST 100	CORONA	CA	92879	N/AVAIL	LAKE ELSINORE	CA	92530
371-300-023	255 E RINCON ST 100	CORONA	CA	92879	N/AVAIL	LAKE ELSINORE	CA	92530
371-302-007	255 E RINCON ST 100	CORONA	CA	92879	N/AVAIL	LAKE ELSINORE	CA	92530
371-302-008	255 E RINCON ST 100	CORONA	CA	92879	N/AVAIL	LAKE ELSINORE	CA	92530
371-303-004	255 E RINCON ST 100	CORONA	CA	92879	N/AVAIL	LAKE ELSINORE	CA	92530
371-303-005	255 E RINCON ST 100	CORONA	CA	92879	N/AVAIL	LAKE ELSINORE	CA	92530
371-330-013	19520 JAMBOREE RD 300	IRVINE	CA	92612	N/AVAIL	N/AVAIL	CA	N/AVAIL
371-330-014	19520 JAMBOREE RD 300	IRVINE	CA	92612	N/AVAIL	N/AVAIL	CA	N/AVAIL
371-330-015	19520 JAMBOREE RD 300	IRVINE	CA	92612	N/AVAIL	N/AVAIL	CA	N/AVAIL
371-330-016	19520 JAMBOREE RD 300	IRVINE	CA	92612	N/AVAIL	N/AVAIL	CA	N/AVAIL
371-330-017	19520 JAMBOREE RD 300	IRVINE	CA	92612	N/AVAIL	N/AVAIL	CA	N/AVAIL
371-330-018	19520 JAMBOREE RD 300	IRVINE	CA	92612	N/AVAIL	N/AVAIL	CA	N/AVAIL
371-330-019	19520 JAMBOREE RD 300	IRVINE	CA	92612	N/AVAIL	N/AVAIL	CA	N/AVAIL
371-330-020	19520 JAMBOREE RD 300	IRVINE	CA	92612	N/AVAIL	N/AVAIL	CA	N/AVAIL
371-330-021	19520 JAMBOREE RD 300	IRVINE	CA	92612	N/AVAIL	N/AVAIL	CA	N/AVAIL
371-332-002	19520 JAMBOREE RD 300	IRVINE	CA	92612	N/AVAIL	N/AVAIL	CA	N/AVAIL
371-332-003	19520 JAMBOREE RD 300	IRVINE	CA	92612	N/AVAIL	N/AVAIL	CA	N/AVAIL
371-332-004	19520 JAMBOREE RD 300	IRVINE	CA	92612	N/AVAIL	N/AVAIL	CA	N/AVAIL
373-051-007	27605 SUMMERFIELD LN	SAN JUAN CAPISTRANO	CA	92675	N/AVAIL	LAKE ELSINORE	CA	92530
373-051-008	1816 S REDONDO BLVD	LOS ANGELES	CA	90019	N/AVAIL	LAKE ELSINORE	CA	92530
373-051-010	19412 CORALWOOD LN	HUNTINGTON BEACH	CA	92646	N/AVAIL	LAKE ELSINORE	CA	92530
373-051-012	525 E FRANKLIN ST	LAKE ELSINORE	CA	92530	N/AVAIL	LAKE ELSINORE	CA	92530
373-051-015	1241 MYRTLE AVE	LONG BEACH	CA	90813	525 E FRANKLIN ST	LAKE ELSINORE	CA	92530
373-052-005	901 N SAN ANTONIO AVE A	POMONA	CA	91767	N/AVAIL	LAKE ELSINORE	CA	92530
373-052-006	33102 LIME ST	LAKE ELSINORE	CA	92530	N/AVAIL	LAKE ELSINORE	CA	92530
373-052-008	6861 N MELVIN DR	SAN BERNARDINO	CA	92407	N/AVAIL	LAKE ELSINORE	CA	92530
373-052-009	2239 W ALMOND AVE	ORANGE	CA	92868	N/AVAIL	LAKE ELSINORE	CA	92530
373-052-010	1623 KAINS AVE	BERKELEY	CA	94702	N/AVAIL	LAKE ELSINORE	CA	92530
373-054-020	2081 SHETLAND LN	ARCATA	CA	95521	N/AVAIL	LAKE ELSINORE	CA	92530
373-061-001	16140 FILBERT ST	SYLMAR	CA	91342	N/AVAIL	LAKE ELSINORE	CA	92530
373-061-002	40480 VIA CABALLOS	MURRIETA	CA	92562	N/AVAIL	LAKE ELSINORE	CA	92530
373-061-003	7009 CHERTY DR	RANCHO PALOS VERDES	CA	90275	N/AVAIL	LAKE ELSINORE	CA	92530

ALBERHILL SYSTEM PROJECT
300' OWNERSHIP LIST
8/28/2009

APN	OWNER_ADDRESS	OWNER_CITY	OWNER_STATE	OWNER_ZIP	SITE_ADDRESS	SITE_CITY	SITE_STATE	SITE_ZIP
373-061-004	5787 INDIAN POINTE DR	SIMI VALLEY	CA	93063	N/AVAIL	LAKE ELSINORE	CA	92530
373-061-005	40480 VIA CABALLOS	MURRIETA	CA	92562	N/AVAIL	LAKE ELSINORE	CA	92530
373-061-006	PO BOX 3068	SANTA ANA	CA	92703	N/AVAIL	LAKE ELSINORE	CA	92530
373-061-007	PO BOX 3068	SANTA ANA	CA	92703	N/AVAIL	LAKE ELSINORE	CA	92530
373-061-008	PO BOX 3068	SANTA ANA	CA	92703	N/AVAIL	LAKE ELSINORE	CA	92530
373-061-009	PO BOX 1097	CARLSBAD	CA	92018	N/AVAIL	LAKE ELSINORE	CA	92530
373-061-010	118 S EASTMAN AVE	LOS ANGELES	CA	90063	N/AVAIL	LAKE ELSINORE	CA	92530
373-061-011	5787 INDIAN POINTE DR	SIMI VALLEY	CA	93063	N/AVAIL	LAKE ELSINORE	CA	92530
373-061-012	PO BOX 800	ROSEMEAD	CA	91770	N/AVAIL	LAKE ELSINORE	CA	92530
373-061-013	728 TOUSSAU DR	FULLERTON	CA	92831	N/AVAIL	LAKE ELSINORE	CA	92530
373-061-014	PO BOX 1161	PALM SPRINGS	CA	92263	N/AVAIL	LAKE ELSINORE	CA	92530
373-061-016	4118 DON FELIPE DR	LOS ANGELES	CA	90008	N/AVAIL	LAKE ELSINORE	CA	92530
373-061-018	25860 RIDGEMOOR RD	SUN CITY	CA	92586	N/AVAIL	LAKE ELSINORE	CA	92530
373-061-020	21301 KINGSBURY ST	CHATSWORTH	CA	91311	N/AVAIL	LAKE ELSINORE	CA	92530
373-061-021	PO BOX 800	ROSEMEAD	CA	91770	N/AVAIL	LAKE ELSINORE	CA	92530
373-061-022	1280 BISON AVE B9	NEWPORT BEACH	CA	92660	N/AVAIL	LAKE ELSINORE	CA	92530
373-061-023	25860 RIDGEMOOR RD	SUN CITY	CA	92586	N/AVAIL	LAKE ELSINORE	CA	92530
373-061-024	1280 BISON AVE B9	NEWPORT BEACH	CA	92660	N/AVAIL	LAKE ELSINORE	CA	92530
373-061-025	1280 BISON AVE B9	NEWPORT BEACH	CA	92660	N/AVAIL	LAKE ELSINORE	CA	92530
373-061-026	1280 BISON AVE B9	NEWPORT BEACH	CA	92660	N/AVAIL	LAKE ELSINORE	CA	92530
373-061-027	1280 BISON AVE B9	NEWPORT BEACH	CA	92660	N/AVAIL	LAKE ELSINORE	CA	92530
373-061-028	1280 BISON AVE B9	NEWPORT BEACH	CA	92660	N/AVAIL	LAKE ELSINORE	CA	92530
373-061-029	1280 BISON AVE B9	NEWPORT BEACH	CA	92660	N/AVAIL	LAKE ELSINORE	CA	92530
373-061-030	1280 BISON AVE B9	NEWPORT BEACH	CA	92660	N/AVAIL	LAKE ELSINORE	CA	92530
373-061-031	1280 BISON AVE B9	NEWPORT BEACH	CA	92660	N/AVAIL	LAKE ELSINORE	CA	92530
373-061-032	1280 BISON AVE B9	NEWPORT BEACH	CA	92660	N/AVAIL	LAKE ELSINORE	CA	92530
373-062-001	7605 QUAILWOOD DR B	BAKERSFIELD	CA	93309	N/AVAIL	LAKE ELSINORE	CA	92530
373-062-002	9171 ALONA	HUNTINGTON BEACH	CA	92646	N/AVAIL	LAKE ELSINORE	CA	92530
373-062-003	21735 YBARRA RD	WOODLAND HILLS	CA	91364	N/AVAIL	LAKE ELSINORE	CA	92530
373-062-004	544 N SEGOVIA ST	SAN GABRIEL	CA	91776	N/AVAIL	LAKE ELSINORE	CA	92530
373-062-005	21735 YBARRA RD	WOODLAND HILLS	CA	91364	N/AVAIL	LAKE ELSINORE	CA	92530
373-062-006	PO BOX 90960	SANTA BARBARA	CA	93190	N/AVAIL	LAKE ELSINORE	CA	92530
373-062-007	2880 CRESTVIEW DR	NORCO	CA	92860	N/AVAIL	LAKE ELSINORE	CA	92530
373-062-008	1509 W SUMNER AVE	LAKE ELSINORE	CA	92530	N/AVAIL	LAKE ELSINORE	CA	92530
373-062-016	6431 CRANDALL DR	HUNTINGTON BEACH	CA	92647	N/AVAIL	LAKE ELSINORE	CA	92530
373-062-017	2619 JURADO AVE	HACIENDA HEIGHTS	CA	91745	N/AVAIL	LAKE ELSINORE	CA	92530
373-062-018	22155 OLD ELSINORE RD	PERRIS	CA	92570	N/AVAIL	LAKE ELSINORE	CA	92530
373-062-019	644 N POPLAR ST C	ORANGE	CA	92868	N/AVAIL	N/AVAIL	CA	N/AVAIL
373-062-020	PO BOX 191757	LOS ANGELES	CA	90019	N/AVAIL	LAKE ELSINORE	CA	92530
373-062-021	1621 251ST ST	HARBOR CITY	CA	90710	N/AVAIL	LAKE ELSINORE	CA	92530
373-062-022	26847 REDWOOD CIR	MURRIETA	CA	92563	N/AVAIL	LAKE ELSINORE	CA	92530
373-062-023	28526 WATSON RD	ROMOLAND	CA	92585	N/AVAIL	LAKE ELSINORE	CA	92530
373-062-024	PO BOX 5111	SHERMAN OAKS	CA	91413	N/AVAIL	LAKE ELSINORE	CA	92530
373-062-025	14024 BLUE RIBBON LN	CORONA	CA	92880	N/AVAIL	LAKE ELSINORE	CA	92530
373-062-026	31805 ORTEGA HWY	LAKE ELSINORE	CA	92530	N/AVAIL	LAKE ELSINORE	CA	92530
373-062-027	1068 JACARANDA RD	COLTON	CA	92324	N/AVAIL	LAKE ELSINORE	CA	92530
373-062-028	PO BOX 566	RIVERSIDE	CA	92502	N/AVAIL	LAKE ELSINORE	CA	92530
373-062-029	PO BOX 566	RIVERSIDE	CA	92502	N/AVAIL	LAKE ELSINORE	CA	92530
373-062-030	5121 CAMPO RD	WOODLAND HILLS	CA	91364	N/AVAIL	LAKE ELSINORE	CA	92530
373-062-031	4 DUNEDIN DR	N/AVAIL	N/AVAIL	N/AVAIL	N/AVAIL	LAKE ELSINORE	CA	92530
373-062-032	1943 STONESGATE ST	WESTLAKE VILLAGE	CA	91361	N/AVAIL	LAKE ELSINORE	CA	92530
373-062-033	16375 HOLCOMB WAY	RIVERSIDE	CA	92504	N/AVAIL	LAKE ELSINORE	CA	92530
373-062-034	1280 BISON AVE B9	NEWPORT BEACH	CA	92660	N/AVAIL	LAKE ELSINORE	CA	92530
373-062-035	194 BRENTWOOD AVE	SAN FRANCISCO	CA	94127	N/AVAIL	LAKE ELSINORE	CA	92530
373-064-002	PO BOX 1274	BONITA	CA	91908	N/AVAIL	LAKE ELSINORE	CA	92530
373-064-009	LAKE ELSINORE CITY HALL	ELSINORE	CA	92530	N/AVAIL	LAKE ELSINORE	CA	92530
373-064-012	1280 BISON AVE B9	NEWPORT BEACH	CA	92660	N/AVAIL	LAKE ELSINORE	CA	92530
373-064-013	1280 BISON AVE B9	NEWPORT BEACH	CA	92660	N/AVAIL	LAKE ELSINORE	CA	92530

ALBERHILL SYSTEM PROJECT
300' OWNERSHIP LIST
8/28/2009

APN	OWNER_ADDRESS	OWNER_CITY	OWNER_S	OWNER_Z	SITE_ADDRESS	SITE_CITY	SITE_S	SITE_ZIP
373-064-014	1280 BISON AVE B9	NEWPORT BEACH	CA	92660	N/AVAIL	LAKE ELSINORE	CA	92530
373-071-002	LAKE ELSINORE CITY HALL	ELSNORE	CA	92530	N/AVAIL	LAKE ELSINORE	CA	92530
373-071-018	1280 BISON AVE B9	NEWPORT BEACH	CA	92660	N/AVAIL	N/AVAIL	CA	N/AVAIL
373-072-004	40132 BANYAN ST	MURRIETA	CA	92563	N/AVAIL	LAKE ELSINORE	CA	92530
373-072-005	40132 BANYAN ST	MURRIETA	CA	92563	N/AVAIL	LAKE ELSINORE	CA	92530
373-072-006	40132 BANYAN ST	MURRIETA	CA	92563	N/AVAIL	LAKE ELSINORE	CA	92530
373-072-007	40132 BANYAN ST	MURRIETA	CA	92563	N/AVAIL	LAKE ELSINORE	CA	92530
373-072-008	20909 GOLD RUN DR	DIAMOND BAR	CA	91765	N/AVAIL	LAKE ELSINORE	CA	92530
373-072-010	20909 GOLD RUN DR	DIAMOND BAR	CA	91765	N/AVAIL	LAKE ELSINORE	CA	92530
373-072-011	20909 GOLD RUN DR	DIAMOND BAR	CA	91765	N/AVAIL	LAKE ELSINORE	CA	92530
373-072-012	1980 OLD JEROME HWY	CLARKDALE	AZ	86324	N/AVAIL	LAKE ELSINORE	CA	92530
373-072-013	1980 OLD JEROME HWY	CLARKDALE	AZ	86324	N/AVAIL	MENIFEE	CA	92584
373-072-014	1980 OLD JEROME HWY	CLARKDALE	AZ	86324	N/AVAIL	LAKE ELSINORE	CA	92530
373-072-015	40132 BANYAN ST	MURRIETA	CA	92563	N/AVAIL	LAKE ELSINORE	CA	92530
373-072-016	40132 BANYAN ST	MURRIETA	CA	92563	N/AVAIL	LAKE ELSINORE	CA	92530
373-072-017	40132 BANYAN ST	MURRIETA	CA	92563	N/AVAIL	LAKE ELSINORE	CA	92530
373-072-018	40132 BANYAN ST	MURRIETA	CA	92563	N/AVAIL	LAKE ELSINORE	CA	92530
373-072-019	40132 BANYAN ST	MURRIETA	CA	92563	N/AVAIL	LAKE ELSINORE	CA	92530
373-072-020	40132 BANYAN ST	MURRIETA	CA	92563	N/AVAIL	LAKE ELSINORE	CA	92530
373-072-021	40132 BANYAN ST	MURRIETA	CA	92563	N/AVAIL	LAKE ELSINORE	CA	92530
373-072-022	40132 BANYAN ST	MURRIETA	CA	92563	N/AVAIL	LAKE ELSINORE	CA	92530
373-072-023	40132 BANYAN ST	MURRIETA	CA	92563	N/AVAIL	LAKE ELSINORE	CA	92530
373-072-028	PO BOX 231	SAN BERNARDINO	CA	92402	N/AVAIL	LAKE ELSINORE	CA	92530
373-072-029	PO BOX 231	SAN BERNARDINO	CA	92402	N/AVAIL	LAKE ELSINORE	CA	92530
373-072-030	955 ROUTE 9 NORTH	SOUTH AMBAY	NJ	08879	N/AVAIL	LAKE ELSINORE	CA	92530
373-073-003	2808 BROAD ST	NEWPORT BEACH	CA	92663	N/AVAIL	LAKE ELSINORE	CA	92530
373-073-009	2808 BROAD ST	NEWPORT BEACH	CA	92663	N/AVAIL	LAKE ELSINORE	CA	92530
373-073-010	2808 BROAD ST	NEWPORT BEACH	CA	92663	N/AVAIL	LAKE ELSINORE	CA	92530
373-073-011	2808 BROAD ST	NEWPORT BEACH	CA	92663	N/AVAIL	LAKE ELSINORE	CA	92530
373-073-012	2808 BROAD ST	NEWPORT BEACH	CA	92663	N/AVAIL	LAKE ELSINORE	CA	92530
373-073-014	1072 MAROON CREEK RD	ASPEN	CO	81611	N/AVAIL	LAKE ELSINORE	CA	92530
373-073-016	2808 BROAD ST	NEWPORT BEACH	CA	92663	N/AVAIL	LAKE ELSINORE	CA	92530
373-073-017	2808 BROAD ST	NEWPORT BEACH	CA	92663	N/AVAIL	LAKE ELSINORE	CA	92530
373-073-018	2808 BROAD ST	NEWPORT BEACH	CA	92663	N/AVAIL	LAKE ELSINORE	CA	92530
373-073-019	2808 BROAD ST	NEWPORT BEACH	CA	92663	N/AVAIL	LAKE ELSINORE	CA	92530
373-073-020	2808 BROAD ST	NEWPORT BEACH	CA	92663	N/AVAIL	LAKE ELSINORE	CA	92530
373-081-023	2808 BROAD ST	NEWPORT BEACH	CA	92663	N/AVAIL	LAKE ELSINORE	CA	92530
373-081-024	2808 BROAD ST	NEWPORT BEACH	CA	92663	N/AVAIL	LAKE ELSINORE	CA	92530
373-081-025	2808 BROAD ST	NEWPORT BEACH	CA	92663	N/AVAIL	LAKE ELSINORE	CA	92530
373-082-005	2808 BROAD ST	NEWPORT BEACH	CA	92663	N/AVAIL	LAKE ELSINORE	CA	92530
373-082-006	2808 BROAD ST	NEWPORT BEACH	CA	92663	N/AVAIL	LAKE ELSINORE	CA	92530
373-082-007	2808 BROAD ST	NEWPORT BEACH	CA	92663	N/AVAIL	LAKE ELSINORE	CA	92530
373-082-008	2808 BROAD ST	NEWPORT BEACH	CA	92663	N/AVAIL	LAKE ELSINORE	CA	92530
373-082-009	2808 BROAD ST	NEWPORT BEACH	CA	92663	N/AVAIL	LAKE ELSINORE	CA	92530
373-082-010	2808 BROAD ST	NEWPORT BEACH	CA	92663	N/AVAIL	LAKE ELSINORE	CA	92530
373-082-011	2808 BROAD ST	NEWPORT BEACH	CA	92663	N/AVAIL	LAKE ELSINORE	CA	92530
373-082-012	2808 BROAD ST	NEWPORT BEACH	CA	92663	N/AVAIL	LAKE ELSINORE	CA	92530
373-082-047	2808 BROAD ST	NEWPORT BEACH	CA	92663	N/AVAIL	LAKE ELSINORE	CA	92530
373-082-048	2808 BROAD ST	NEWPORT BEACH	CA	92663	N/AVAIL	LAKE ELSINORE	CA	92530
373-082-049	2808 BROAD ST	NEWPORT BEACH	CA	92663	N/AVAIL	LAKE ELSINORE	CA	92530
373-082-050	2808 BROAD ST	NEWPORT BEACH	CA	92663	N/AVAIL	LAKE ELSINORE	CA	92530
373-082-051	2808 BROAD ST	NEWPORT BEACH	CA	92663	N/AVAIL	LAKE ELSINORE	CA	92530
373-082-052	2808 BROAD ST	NEWPORT BEACH	CA	92663	N/AVAIL	LAKE ELSINORE	CA	92530
373-082-053	2808 BROAD ST	NEWPORT BEACH	CA	92663	N/AVAIL	LAKE ELSINORE	CA	92530
373-082-054	2808 BROAD ST	NEWPORT BEACH	CA	92663	N/AVAIL	LAKE ELSINORE	CA	92530
373-082-055	2808 BROAD ST	NEWPORT BEACH	CA	92663	N/AVAIL	LAKE ELSINORE	CA	92530
373-082-056	2808 BROAD ST	NEWPORT BEACH	CA	92663	N/AVAIL	LAKE ELSINORE	CA	92530
373-082-057	2808 BROAD ST	NEWPORT BEACH	CA	92663	N/AVAIL	LAKE ELSINORE	CA	92530

ALBERHILL SYSTEM PROJECT
300' OWNERSHIP LIST
8/28/2009

APN	OWNER_ADDRESS	OWNER_CITY	OWNER_STATE	OWNER_ZIP	SITE_ADDRESS	SITE_CITY	SITE_STATE	SITE_ZIP
377-080-020	41551 DATE ST	MURRIETA	CA	92562	N/AVAIL	LAKE ELSINORE	CA	92530
377-080-021	24042 TIBURON	DANA POINT	CA	92629	18570 COLLIER AVE	LAKE ELSINORE	CA	92530
377-080-023	2909 RAINBOW VALLEY BLVD	FALLBROOK	CA	92028	N/AVAIL	LAKE ELSINORE	CA	92530
377-080-024	3253 YUCCA TER	FALLBROOK	CA	92028	N/AVAIL	LAKE ELSINORE	CA	92530
377-080-025	19025 GROVEWOOD DR	CORONA	CA	92881	N/AVAIL	LAKE ELSINORE	CA	92530
377-080-074	1550 N CASE ST	ORANGE	CA	92867	N/AVAIL	N/AVAIL	CA	92530
377-080-075	1550 N CASE ST	ORANGE	CA	92867	18630 COLLIER AVE	LAKE ELSINORE	CA	92530
377-080-079	PO BOX 959	LAKE ELSINORE	CA	92531	N/AVAIL	LAKE ELSINORE	CA	92530
377-080-080	1995 MARKET ST	RIVERSIDE	CA	92501	N/AVAIL	LAKE ELSINORE	CA	92530
377-110-003	18740 COLLIER AVE	LAKE ELSINORE	CA	92530	18740 COLLIER AVE	LAKE ELSINORE	CA	92530
377-110-032	19312 BARRETT LN	SANTA ANA	CA	92705	18700 COLLIER AVE	LAKE ELSINORE	CA	92530
377-110-035	653 W MINTHORN ST	LAKE ELSINORE	CA	92530	N/AVAIL	LAKE ELSINORE	CA	92530
377-110-042	1550 N CASE ST	ORANGE	CA	92867	18650 COLLIER AVE	LAKE ELSINORE	CA	92530
377-151-042	PO BOX 1175	SAN JUAN CAPISTRANO	CA	92693	N/AVAIL	LAKE ELSINORE	CA	92530
377-151-043	PO BOX 1175	SAN JUAN CAPISTRANO	CA	92693	N/AVAIL	LAKE ELSINORE	CA	92530
377-151-045	4741 E HUNTER AVE C	ANAHEIM	CA	92807	N/AVAIL	LAKE ELSINORE	CA	92530
377-151-055	3133 7TH ST	RIVERSIDE	CA	92507	N/AVAIL	LAKE ELSINORE	CA	92530
377-151-061	18501 COLLIER AVE A100	LAKE ELSINORE	CA	92530	18501 COLLIER AVE A100	LAKE ELSINORE	CA	92530
377-151-063	700 E KATELLA AVE	ANAHEIM	CA	92805	N/AVAIL	LAKE ELSINORE	CA	92530
377-151-064	PO BOX 86	LAKE ELSINORE	CA	92531	600 3RD ST	LAKE ELSINORE	CA	92530
377-151-065	PO BOX 86	LAKE ELSINORE	CA	92531	600 3RD ST	LAKE ELSINORE	CA	92530
377-151-091	18533 COLLIER AVE A	LAKE ELSINORE	CA	92530	N/AVAIL	N/AVAIL	CA	N/AVAIL
377-151-092	18537 COLLIER AVE	LAKE ELSINORE	CA	92530	N/AVAIL	N/AVAIL	CA	N/AVAIL
377-151-093	23905 CLINTON KEITH RD	WILDOMAR	CA	92595	18541 COLLIER AVE	LAKE ELSINORE	CA	92530
377-151-094	6545 CABALLERO BLVD	BUENA PARK	CA	90620	N/AVAIL	N/AVAIL	CA	N/AVAIL
377-151-095	1570 CONSUMER CIR	CORONA	CA	92880	18539 COLLIER AVE	LAKE ELSINORE	CA	92530
377-151-096	23905 CLINTON KEITH RD	WILDOMAR	CA	92595	18539 COLLIER AVE	LAKE ELSINORE	CA	92530
377-151-098	42690 RIO NEDO B	TEMECULA	CA	92590	18540 MINTHORN ST	LAKE ELSINORE	CA	92530
377-151-099	18550 MINTHORN ST B	LAKE ELSINORE	CA	92530	18550 MINTHORN ST	LAKE ELSINORE	CA	92530
377-170-003	646 FORD ST	CORONA	CA	92879	N/AVAIL	LAKE ELSINORE	CA	92530
377-170-004	653 W MINTHORN ST	LAKE ELSINORE	CA	92530	653 W MINTHORN ST	LAKE ELSINORE	CA	92530
377-170-005	653 W MINTHORN ST	LAKE ELSINORE	CA	92530	N/AVAIL	LAKE ELSINORE	CA	92530
377-170-006	653 W MINTHORN ST	LAKE ELSINORE	CA	92530	N/AVAIL	LAKE ELSINORE	CA	92530
377-170-007	653 W MINTHORN ST	LAKE ELSINORE	CA	92530	N/AVAIL	LAKE ELSINORE	CA	92530
377-170-012	600 CHANEY ST	LAKE ELSINORE	CA	92530	600 CHANEY ST	LAKE ELSINORE	CA	92530
377-170-016	3403 10TH ST 610	RIVERSIDE	CA	92501	N/AVAIL	LAKE ELSINORE	CA	92530
377-200-017	18740 COLLIER AVE	LAKE ELSINORE	CA	92530	N/AVAIL	LAKE ELSINORE	CA	92530
377-200-038	23987 CONTINENTAL DR	CANYON LAKE	CA	92587	N/AVAIL	LAKE ELSINORE	CA	92530
377-200-040	3403 10TH ST 610	RIVERSIDE	CA	92501	N/AVAIL	LAKE ELSINORE	CA	92530
377-273-003	13381 HEATHER LEE ST	CORONA	CA	92880	N/AVAIL	LAKE ELSINORE	CA	92530
377-273-012	7489 SULTANA AVE	FONTANA	CA	92336	N/AVAIL	LAKE ELSINORE	CA	92530
377-273-013	15309 SPYGLASS DR	LAKE ELSINORE	CA	92530	503 E HILL ST	LAKE ELSINORE	CA	92530
377-273-015	8155 WATERMAN RD 1317	SACRAMENTO	CA	95829	N/AVAIL	RIVERSIDE	CA	92504
377-273-016	24040 DECORAH RD	DIAMOND BAR	CA	91765	N/AVAIL	LAKE ELSINORE	CA	92530
377-273-017	507 E HILL ST	LAKE ELSINORE	CA	92530	507 E HILL ST	LAKE ELSINORE	CA	92530
377-274-023	27971 JEFFERSON AVE	SUN CITY	CA	92585	N/AVAIL	LAKE ELSINORE	CA	92530
377-274-024	501 ADOBE ST	LAKE ELSINORE	CA	92530	501 ADOBE ST	LAKE ELSINORE	CA	92530
377-274-025	503 ADOBE ST	LAKE ELSINORE	CA	92530	503 ADOBE ST	LAKE ELSINORE	CA	92530
377-274-026	29103 HAWKESBURY CT	ROMOLAND	CA	92585	505 ADOBE ST	LAKE ELSINORE	CA	92530
377-274-027	504 E HILL ST	LAKE ELSINORE	CA	92530	504 E HILL ST	LAKE ELSINORE	CA	92530
377-274-028	16517 MCPHERSON AVE	LAKE ELSINORE	CA	92530	N/AVAIL	LAKE ELSINORE	CA	92530
377-274-029	505 E HILL ST	LAKE ELSINORE	CA	92530	506 E HILL ST	LAKE ELSINORE	CA	92530
377-301-002	404 E POTTERY ST	LAKE ELSINORE	CA	92530	404 E POTTERY ST	LAKE ELSINORE	CA	92530
377-301-003	3581 NASHLAND AVE D	LAKE ELSINORE	CA	92530	406 E POTTERY ST	LAKE ELSINORE	CA	92530
377-301-004	408 E POTTERY ST	LAKE ELSINORE	CA	92530	408 E POTTERY ST	LAKE ELSINORE	CA	92530
377-301-005	6048 BELLFLOWER BLVD	LAKEWOOD	CA	90713	410 E POTTERY ST	LAKE ELSINORE	CA	92530
377-301-006	321 E HILL ST	LAKE ELSINORE	CA	92530	321 E HILL ST	LAKE ELSINORE	CA	92530
377-301-007	PO BOX 811	LAKE ELSINORE	CA	92531	319 E HILL ST	LAKE ELSINORE	CA	92530

ALBERHILL SYSTEM PROJECT
 300' OWNERSHIP LIST
 8/28/2009

APN	OWNER_ADDRESS	OWNER_CITY	OWNER_S	OWNER_Z	SITE_ADDRESS	SITE_CITY	SITE_S	SITE_ZIP
377-301-008	317 E HILL ST	LAKE ELSINORE	CA	92530	317 E HILL ST	LAKE ELSINORE	CA	92530
377-301-017	318 GRANITE ST	LAKE ELSINORE	CA	92530	318 GRANITE ST	LAKE ELSINORE	CA	92530
377-301-018	320 GRANITE ST	LAKE ELSINORE	CA	92530	320 GRANITE ST	LAKE ELSINORE	CA	92530
377-302-001	888 EAST WALNUT ST	PASADENA	CA	91101	502 W POTTERY ST	LAKE ELSINORE	CA	92530
377-302-002	144 HALF DOME WAY	PERRIS	CA	92570	318 E HILL ST	LAKE ELSINORE	CA	92530
377-302-003	316 E HILL ST	LAKE ELSINORE	CA	92530	316 E HILL ST	LAKE ELSINORE	CA	92530
377-302-007	1905 SHARON PL	SAN MARINO	CA	91108	N/AVAIL	LAKE ELSINORE	CA	92530
377-303-001	324 ADOBE ST	LAKE ELSINORE	CA	92530	324 ADOBE ST	LAKE ELSINORE	CA	92530
377-311-002	418 GRANITE ST	LAKE ELSINORE	CA	92530	418 GRANITE ST	LAKE ELSINORE	CA	92530
377-311-003	416 GRANITE ST	LAKE ELSINORE	CA	92530	416 GRANITE ST	LAKE ELSINORE	CA	92530
377-311-004	31115 KAHWEA RD	TEMECULA	CA	92591	N/AVAIL	LAKE ELSINORE	CA	92530
377-311-005	802 BELMONT AVE	LAKE ELSINORE	CA	92530	N/AVAIL	LAKE ELSINORE	CA	92530
377-311-008	30929 CALLE PINA COLADA	TEMECULA	CA	92591	411 W POTTERY ST	LAKE ELSINORE	CA	92530
377-311-009	29904 MAYFLOWER DR	CANYON LAKE	CA	92587	403 E HILL ST	LAKE ELSINORE	CA	92530
377-311-010	405 E HILL ST	LAKE ELSINORE	CA	92530	405 E HILL ST	LAKE ELSINORE	CA	92530
377-311-011	405 E HILL ST	LAKE ELSINORE	CA	92530	N/AVAIL	LAKE ELSINORE	CA	92530
377-311-012	2011 HICKORY ST	SANTA ANA	CA	92707	N/AVAIL	LAKE ELSINORE	CA	92530
377-311-013	2011 HICKORY ST	SANTA ANA	CA	92707	411 E HILL ST	LAKE ELSINORE	CA	92530
377-311-014	415 E HILL ST	LAKE ELSINORE	CA	92530	413 E HILL ST	LAKE ELSINORE	CA	92530
377-311-015	415 E HILL ST	LAKE ELSINORE	CA	92530	415 E HILL ST	LAKE ELSINORE	CA	92530
377-311-016	415 E HILL ST	LAKE ELSINORE	CA	92530	N/AVAIL	LAKE ELSINORE	CA	92530
377-311-017	419 E HILL ST	LAKE ELSINORE	CA	92530	419 E HILL ST	LAKE ELSINORE	CA	92530
377-311-018	421 E HILL ST	LAKE ELSINORE	CA	92530	421 E HILL ST	LAKE ELSINORE	CA	92530
377-311-019	10242 OLD LAMPLIGHTER LN	VILLA PARK	CA	92861	N/AVAIL	LAKE ELSINORE	CA	92530
377-311-021	404 GRANITE ST	LAKE ELSINORE	CA	92530	404 GRANITE ST	LAKE ELSINORE	CA	92530
377-311-022	6 BELLA CASERTA	LAKE ELSINORE	CA	92532	406 GRANITE ST	LAKE ELSINORE	CA	92530
377-311-023	408 GRANITE ST	LAKE ELSINORE	CA	92530	408 GRANITE ST	LAKE ELSINORE	CA	92530
377-311-024	410 GRANITE ST	LAKE ELSINORE	CA	92530	410 GRANITE ST	LAKE ELSINORE	CA	92530
377-311-025	420 GRANITE ST	LAKE ELSINORE	CA	92530	420 GRANITE ST	LAKE ELSINORE	CA	92530
377-311-027	402 GRANITE ST	LAKE ELSINORE	CA	92530	402 GRANITE ST	LAKE ELSINORE	CA	92530
377-311-028	428 GRANITE ST	LAKE ELSINORE	CA	92530	428 GRANITE ST	LAKE ELSINORE	CA	92530
377-311-029	8200 JONES BRANCH DR. #204	MCLEAN	VA	22102	422 GRANITE ST	LAKE ELSINORE	CA	92530
377-312-001	PO BOX 1225	LAKE ELSINORE	CA	92531	424 E HILL ST	LAKE ELSINORE	CA	92530
377-312-002	2123 3RD ST	LA VERNE	CA	91750	N/AVAIL	N/AVAIL	CA	92530
377-312-003	3117 REDWOOD DR	RIVERSIDE	CA	92501	420 E HILL ST	LAKE ELSINORE	CA	92530
377-312-004	24771 GREENTREE LN	LAKE FOREST	CA	92630	N/AVAIL	LAKE ELSINORE	CA	92530
377-312-005	416 E HILL ST	LAKE ELSINORE	CA	92530	416 E HILL ST	LAKE ELSINORE	CA	92530
377-312-006	514 GRIFFITH PL	SANTA ANA	CA	92707	N/AVAIL	N/AVAIL	CA	N/AVAIL
377-312-007	23458 MOCCASIN CIR	CANYON LAKE	CA	92587	412 E HILL ST	LAKE ELSINORE	CA	92530
377-312-009	405 ADOBE ST	LAKE ELSINORE	CA	92530	405 ADOBE ST	LAKE ELSINORE	CA	92530
377-312-013	28437 EL TORO RD	LAKE ELSINORE	CA	92532	411 ADOBE ST	LAKE ELSINORE	CA	92530
377-312-014	409 ADOBE ST	LAKE ELSINORE	CA	92530	409 ADOBE ST	LAKE ELSINORE	CA	92530
377-312-015	28437 EL TORO RD	LAKE ELSINORE	CA	92532	407 ADOBE ST	LAKE ELSINORE	CA	92530
377-312-016	401 ADOBE ST	LAKE ELSINORE	CA	92530	401 ADOBE ST	LAKE ELSINORE	CA	92530
377-312-017	403 ADOBE ST	LAKE ELSINORE	CA	92530	403 ADOBE ST	LAKE ELSINORE	CA	92530
377-312-019	413 ADOBE ST	LAKE ELSINORE	CA	92530	413 ADOBE ST	LAKE ELSINORE	CA	92530
377-312-020	7106 HAYDEN AVE	CORONA	CA	92881	N/AVAIL	LAKE ELSINORE	CA	92530
377-312-021	417 ADOBE ST	LAKE ELSINORE	CA	92530	417 ADOBE ST	LAKE ELSINORE	CA	92530
377-312-022	419 ADOBE ST	LAKE ELSINORE	CA	92530	419 ADOBE ST	LAKE ELSINORE	CA	92530
377-312-023	PO BOX 759	SOUTH PASADENA	CA	91031	N/AVAIL	LAKE ELSINORE	CA	92530
377-312-024	226 S 2ND AVE	LA PUENTE	CA	91746	N/AVAIL	LAKE ELSINORE	CA	92530
377-312-025	408 E HILL ST	LAKE ELSINORE	CA	92530	408 E HILL ST	LAKE ELSINORE	CA	92530
377-312-026	402 E HILL ST	LAKE ELSINORE	CA	92530	402 E HILL ST	LAKE ELSINORE	CA	92530
377-312-027	404 E HILL ST	LAKE ELSINORE	CA	92530	N/AVAIL	LAKE ELSINORE	CA	92530
377-312-028	404 E HILL ST	LAKE ELSINORE	CA	92530	404 E HILL ST	LAKE ELSINORE	CA	92530
377-313-006	414 ADOBE ST	LAKE ELSINORE	CA	92530	414 ADOBE ST	LAKE ELSINORE	CA	92530
377-313-007	412 ADOBE ST	LAKE ELSINORE	CA	92530	412 ADOBE ST	LAKE ELSINORE	CA	92530
377-313-008	410 ADOBE ST	LAKE ELSINORE	CA	92530	410 ADOBE ST	LAKE ELSINORE	CA	92530

ALBERHILL SYSTEM PROJECT
300' OWNERSHIP LIST
8/28/2009

APN	OWNER ADDRESS	OWNER CITY	OWNER_S	OWNER_Z	SITE ADDRESS	SITE_CITY	SITE_S	SITE_ZIP
377-313-009	408 ADOBE ST	LAKE ELSINORE	CA	92530	408 ADOBE ST	LAKE ELSINORE	CA	92530
377-313-010	576 LE HARVE AVE	LAKE ELSINORE	CA	92530	406 ADOBE ST	LAKE ELSINORE	CA	92530
377-313-011	404 ADOBE ST	LAKE ELSINORE	CA	92530	404 ADOBE ST	LAKE ELSINORE	CA	92530
377-313-012	402 ADOBE ST	LAKE ELSINORE	CA	92530	402 ADOBE ST	LAKE ELSINORE	CA	92530
377-313-013	PO BOX 3068	SANTA ANA	CA	92703	N/AVAIL	LAKE ELSINORE	CA	92530
377-320-003	606 SEA BREEZE DR	SAN CLEMENTE	CA	92672	420 RUPARD ST	LAKE ELSINORE	CA	92530
377-320-004	PO BOX 3068	SANTA ANA	CA	92703	N/AVAIL	LAKE ELSINORE	CA	92530
377-330-001	11730 LOUIS AVE 3	WHITTIER	CA	90605	N/AVAIL	LAKE ELSINORE	CA	92530
377-330-007	40480 VIA CABALLOS	MURRIETA	CA	92562	901 E FRANKLIN	LAKE ELSINORE	CA	92532
377-330-009	PO BOX 800	ROSEMead	CA	91770	N/AVAIL	LAKE ELSINORE	CA	92530
377-330-010	PO BOX 400	LONG BEACH	CA	90801	N/AVAIL	LAKE ELSINORE	CA	92530
377-330-011	955 ROUTE 9 NORTH	SOUTH AMBAY	NJ	08879	N/AVAIL	N/AVAIL	CA	N/AVAIL
377-410-048	1862 PARK SKYLINE RD	SANTA ANA	CA	92705	18421 COLLIER AVE	LAKE ELSINORE	CA	92530
377-410-049	24 SHADY HILL LN	FALLBROOK	CA	92028	596 CRANE ST	LAKE ELSINORE	CA	92530
384-010-001	14606 WOODLAND DR 8	FONTANA	CA	92337	N/AVAIL	MENIFEE	CA	92584
384-010-002	26047 SCOTT RD	MENIFEE	CA	92584	26047 SCOTT RD	MENIFEE	CA	92584
361-030-014	24144 BEVERLY ST	WILDOMAR	CA	92595	N/AVAIL	WILDOMAR	CA	92595
362-060-005	25530 BUNDY CANYON RD	MENIFEE	CA	92584	25530 BUNDY CANYON RD	MENIFEE	CA	92584
362-060-006	25530 BUNDY CANYON RD	SUN CITY	CA	92584	25540 BUNDY CANYON RD	MENIFEE	CA	92584
362-060-007	25530 BUNDY CANYON RD	MENIFEE	CA	92584	25550 BUNDY CANYON RD	MENIFEE	CA	92584
362-060-008	25560 BUNDY CANYON RD	MENIFEE	CA	92584	25560 BUNDY CANYON RD	MENIFEE	CA	92584
362-060-009	1255 E HIGHLAND AVE 107	SAN BERNARDINO	CA	92404	N/AVAIL	MURRIETA	CA	92562
366-023-001	21165 VINE ST	WILDOMAR	CA	92595	21165 VINE ST	WILDOMAR	CA	92595
366-023-002	13232 EARL AVE	BALDWIN PARK	CA	91706	33170 MISSION TRL	WILDOMAR	CA	92595
366-023-003	31341 CALLE VILLA CLARA	SAN JUAN CAPISTRANO	CA	92675	33180 MISSION TRL	WILDOMAR	CA	92595
366-023-004	33171 WILDOMAR RD	WILDOMAR	CA	92595	33171 WILDOMAR RD	WILDOMAR	CA	92595
366-230-022	22440 LOST RD	WILDOMAR	CA	92595	22440 LOST RD	WILDOMAR	CA	92595
366-230-036	22363 LEMON ST	WILDOMAR	CA	92595	22355 LEMON ST	WILDOMAR	CA	92595
366-230-039	22363 LEMON ST	WILDOMAR	CA	92595	22363 LEMON ST	WILDOMAR	CA	92595
377-080-025	19025 GROVEWOOD DR	CORONA	CA	92881	N/AVAIL	LAKE ELSINORE	CA	92530
377-080-079	PO BOX 959	LAKE ELSINORE	CA	92531	N/AVAIL	LAKE ELSINORE	CA	92530
377-080-080	1995 MARKET ST	RIVERSIDE	CA	92501	N/AVAIL	LAKE ELSINORE	CA	92530
377-120-002	2384 HOXIE DR	TUSTIN	CA	92782	N/AVAIL	LAKE ELSINORE	CA	92530
377-120-005	31854 CORTE POSITAS	TEMECULA	CA	92592	18181 COLLIER AVE	LAKE ELSINORE	CA	92530
377-120-015	31115 LANCASHIRE DR	LAKE ELSINORE	CA	92530	29400 ENTERPRISE WAY	LAKE ELSINORE	CA	92530
377-120-038	2384 HOXIE DR	TUSTIN	CA	92782	N/AVAIL	LAKE ELSINORE	CA	92530
377-120-040	18683 BERNARDO TRAILS DR	SAN DIEGO	CA	92128	N/AVAIL	LAKE ELSINORE	CA	92530
377-120-041	18683 BERNARDO TRAILS DR	SAN DIEGO	CA	92128	N/AVAIL	LAKE ELSINORE	CA	92530
377-120-044	18683 BERNARDO TRAILS DR	SAN DIEGO	CA	92128	N/AVAIL	LAKE ELSINORE	CA	92530
377-120-045	18683 BERNARDO TRAILS DR	SAN DIEGO	CA	92128	N/AVAIL	LAKE ELSINORE	CA	92530
377-120-056	PO BOX 9456	MINNEAPOLIS	MN	55440	18287 COLLIER AVE	LAKE ELSINORE	CA	92530
377-120-059	512 CHANEY ST	LAKE ELSINORE	CA	92530	N/AVAIL	N/AVAIL	CA	N/AVAIL
377-130-011	1995 MARKET ST	RIVERSIDE	CA	92501	N/AVAIL	LAKE ELSINORE	CA	92530
377-130-034	1995 MARKET ST	RIVERSIDE	CA	92501	N/AVAIL	LAKE ELSINORE	CA	92530
377-130-037	2384 HOXIE DR	TUSTIN	CA	92782	N/AVAIL	LAKE ELSINORE	CA	92530
377-130-039	1995 MARKET ST	RIVERSIDE	CA	92501	N/AVAIL	LAKE ELSINORE	CA	92530
377-130-040	1891 1ST ST	NORCO	CA	92860	N/AVAIL	LAKE ELSINORE	CA	92530
377-130-041	PO BOX 3000	LAKE ELSINORE	CA	92531	N/AVAIL	LAKE ELSINORE	CA	92530
377-130-042	10890 THORN MINT RD	SAN DIEGO	CA	92127	18309 PASADENA ST	LAKE ELSINORE	CA	92530
377-130-043	10890 THORN MINT RD	SAN DIEGO	CA	92127	18321 PASADENA ST	LAKE ELSINORE	CA	92530
377-130-044	24042 TIBURON	DANA POINT	CA	92629	18315 PASADENA ST	LAKE ELSINORE	CA	92530
377-130-045	22453 ARBORDALE CT	MURRIETA	CA	92562	18327 PASADENA ST	LAKE ELSINORE	CA	92530
377-130-046	23606 SCHOONER DR	CANYON LAKE	CA	92587	18333 PASADENA ST	LAKE ELSINORE	CA	92530
377-130-047	18339 PASADENA ST	LAKE ELSINORE	CA	92530	18339 PASADENA ST	LAKE ELSINORE	CA	92530
377-130-048	3030 STEEPLCHASE LN	DIAMOND BAR	CA	91765	18357 PASADENA ST	LAKE ELSINORE	CA	92530
377-130-049	18345 PASADENA ST	LAKE ELSINORE	CA	92530	18345 PASADENA ST	LAKE ELSINORE	CA	92530
377-130-050	16627 LAKE KNOLL PKWY	RIVERSIDE	CA	92503	18363 PASADENA ST	LAKE ELSINORE	CA	92530
377-130-051	28351 PASADENA ST	LAKE ELSINORE	CA	92530	18351 PASADENA ST	LAKE ELSINORE	CA	92530

ALBERHILL SYSTEM PROJECT
300' OWNERSHIP LIST
8/28/2009

APN	OWNER_ADDRESS	OWNER_CITY	OWNER_S	OWNER_Z	SITE_ADDRESS	SITE_CITY	SITE_S	SITE_ZIP
377-130-052	512 CHANEY ST	LAKE ELSINORE	CA	92530	511 CENTRAL AVE	LAKE ELSINORE	CA	92530
377-130-053	501 CENTRAL AVE	LAKE ELSINORE	CA	92530	501 CENTRAL AVE	LAKE ELSINORE	CA	92530
377-130-054	13215 PENN ST 300	WHITTIER	CA	90602	18215 PASADENA ST	LAKE ELSINORE	CA	92530
377-151-023	30104 CLEAR WATER DR	SUN CITY	CA	92587	534 3RD ST	LAKE ELSINORE	CA	92530
377-151-024	590 CRANE ST	LAKE ELSINORE	CA	92530	532 3RD ST	LAKE ELSINORE	CA	92530
377-151-025	590 CRANE ST	LAKE ELSINORE	CA	92530	530 3RD ST	LAKE ELSINORE	CA	92530
377-151-026	23885 LAWSON RD	CORONA	CA	92883	540 3RD ST	LAKE ELSINORE	CA	92530
377-151-027	542 3RD ST	LAKE ELSINORE	CA	92530	542 3RD ST	LAKE ELSINORE	CA	92530
377-151-033	39442 VIA MONSERATE	MURRIETA	CA	92563	554 3RD ST	LAKE ELSINORE	CA	92530
377-151-034	PO BOX 31	ROGERSVILLE	MO	65742	552 3RD ST	LAKE ELSINORE	CA	92530
377-151-035	30730 PIER POINTE CIR	MENIFEE	CA	92584	550 3RD ST	LAKE ELSINORE	CA	92530
377-151-036	560 3RD ST	LAKE ELSINORE	CA	92530	560 3RD ST	LAKE ELSINORE	CA	92530
377-151-039	3240 MISSION INN AVE	RIVERSIDE	CA	92507	N/AVAIL	LAKE ELSINORE	CA	92530
377-151-040	12188 CENTRAL AVE 595	CHINO	CA	91710	580 3RD ST	LAKE ELSINORE	CA	92530
377-151-045	4741 E HUNTER AVE C	ANAHEIM	CA	92807	N/AVAIL	LAKE ELSINORE	CA	92530
377-151-055	3133 7TH ST	RIVERSIDE	CA	92507	N/AVAIL	LAKE ELSINORE	CA	92530
377-151-056	1995 MARKET ST	RIVERSIDE	CA	92501	N/AVAIL	LAKE ELSINORE	CA	92530
377-151-064	PO BOX 86	LAKE ELSINORE	CA	92531	600 3RD ST	LAKE ELSINORE	CA	92530
377-151-065	PO BOX 86	LAKE ELSINORE	CA	92531	600 3RD ST	LAKE ELSINORE	CA	92530
377-151-066	653 W MINTHORN ST	LAKE ELSINORE	CA	92530	530 CENTRAL AVE	LAKE ELSINORE	CA	92530
377-151-067	530 CENTRAL AVE	LAKE ELSINORE	CA	92530	550 CENTRAL AVE	LAKE ELSINORE	CA	92530
377-151-069	590 CRANE ST	LAKE ELSINORE	CA	92530	N/AVAIL	LAKE ELSINORE	CA	92530
377-151-076	512 CHANEY ST	LAKE ELSINORE	CA	92530	18500 PASADENA ST	LAKE ELSINORE	CA	92530
377-151-077	512 CHANEY ST	LAKE ELSINORE	CA	92530	510 CRANE ST	LAKE ELSINORE	CA	92530
377-151-078	512 CHANEY ST	LAKE ELSINORE	CA	92530	520 CRANE ST	LAKE ELSINORE	CA	92530
377-151-082	23375 CAMELLIA LN	MURRIETA	CA	92562	18532 PASADENA ST	LAKE ELSINORE	CA	92530
377-151-083	234 E 17TH ST 103	COSTA MESA	CA	92627	18520 PASADENA ST	LAKE ELSINORE	CA	92530
377-151-084	1570 CONSUMER CIR	CORONA	CA	92880	18510 PASADENA ST	LAKE ELSINORE	CA	92530
377-151-085	10890 THORN MINT RD	SAN DIEGO	CA	92127	18540 PASADENA ST	LAKE ELSINORE	CA	92530
377-151-086	18550 PASADENA ST	LAKE ELSINORE	CA	92530	18550 PASADENA ST	LAKE ELSINORE	CA	92530
377-151-087	35402 FOXWOOD CT	LAKE ELSINORE	CA	92532	18552 PASADENA ST	LAKE ELSINORE	CA	92530
377-151-088	22952 CAMINITO RIO	LAGUNA HILLS	CA	92653	18560 PASADENA ST	LAKE ELSINORE	CA	92530
377-151-089	10890 THORN MINT RD	SAN DIEGO	CA	92127	N/AVAIL	N/AVAIL	CA	N/AVAIL
377-151-090	18570 PASADENA ST	LAKE ELSINORE	CA	92530	N/AVAIL	N/AVAIL	CA	N/AVAIL
377-410-048	1862 PARK SKYLINE RD	SANTA ANA	CA	92705	18421 COLLIER AVE	LAKE ELSINORE	CA	92530
377-410-049	24 SHADY HILL LN	FALLBROOK	CA	92028	596 CRANE ST	LAKE ELSINORE	CA	92530
377-410-050	601 CRANE ST B	LAKE ELSINORE	CA	92530	600 CRANE ST	LAKE ELSINORE	CA	92530
377-410-051	1862 PARK SKYLINE RD	SANTA ANA	CA	92705	594 CRANE ST	LAKE ELSINORE	CA	92530
377-420-001	512 CHANEY ST	LAKE ELSINORE	CA	92530	18415 PASADENA ST	LAKE ELSINORE	CA	92530
377-420-002	512 CHANEY ST	LAKE ELSINORE	CA	92530	504 CENTRAL AVE	LAKE ELSINORE	CA	92530
377-420-003	512 CHANEY ST	LAKE ELSINORE	CA	92530	18425 PASADENA ST	LAKE ELSINORE	CA	92530
377-420-004	512 CHANEY ST	LAKE ELSINORE	CA	92530	508 CENTRAL AVE	LAKE ELSINORE	CA	92530
377-420-005	512 CHANEY ST	LAKE ELSINORE	CA	92530	506 CENTRAL AVE	LAKE ELSINORE	CA	92530
377-420-006	2585 BUSINESS PARK DR	VISTA	CA	92081	N/AVAIL	LAKE ELSINORE	CA	92530
377-420-007	2585 BUSINESS PARK DR	VISTA	CA	92081	N/AVAIL	LAKE ELSINORE	CA	92530
377-420-008	2585 BUSINESS PARK DR	VISTA	CA	92081	N/AVAIL	LAKE ELSINORE	CA	92530
377-420-009	2585 BUSINESS PARK DR	VISTA	CA	92081	N/AVAIL	LAKE ELSINORE	CA	92530
377-420-010	2585 BUSINESS PARK DR	VISTA	CA	92081	N/AVAIL	LAKE ELSINORE	CA	92530
377-420-011	2585 BUSINESS PARK DR	VISTA	CA	92081	N/AVAIL	LAKE ELSINORE	CA	92530
377-420-012	2585 BUSINESS PARK DR	VISTA	CA	92081	N/AVAIL	LAKE ELSINORE	CA	92530
378-020-012	4400 W FLORIDA AVE 206	HEMET	CA	92545	N/AVAIL	LAKE ELSINORE	CA	92530
378-020-016	32823 TEMECULA PKWY	TEMECULA	CA	92592	N/AVAIL	LAKE ELSINORE	CA	92530
378-020-024	PO BOX 426	LAKE ELSINORE	CA	92531	N/AVAIL	LAKE ELSINORE	CA	92530
378-020-028	32823 TEMECULA PKWY	TEMECULA	CA	92592	N/AVAIL	LAKE ELSINORE	CA	92530
378-020-029	853 E VALLEY BLVD 200	SAN GABRIEL	CA	91776	17111 BAKER ST	LAKE ELSINORE	CA	92530
378-020-030	11720 LEIBACHER AVE	NORWALK	CA	90650	N/AVAIL	LAKE ELSINORE	CA	92530
378-020-031	PO BOX 426	LAKE ELSINORE	CA	92531	N/AVAIL	LAKE ELSINORE	CA	92530
378-020-036	853 E VALLEY BLVD 200	SAN GABRIEL	CA	91776	N/AVAIL	LAKE ELSINORE	CA	92530

ALBERHILL SYSTEM PROJECT
300' OWNERSHIP LIST
8/28/2009

APN	OWNER ADDRESS	OWNER CITY	OWNER_S	OWNER_2	SITE ADDRESS	SITE CITY	SITE_S	SITE ZIP
378-020-037	31115 LANCASHIRE DR	LAKE ELSINORE	CA	92530	17377 BAKER ST	LAKE ELSINORE	CA	92530
378-020-038	960 BEVERLY RD	CORONA	CA	92879	17401 BAKER ST	LAKE ELSINORE	CA	92530
378-020-039	1220 AUGUSTA DR 500	HOUSTON	TX	77057	17425 BAKER ST	LAKE ELSINORE	CA	92530
378-020-040	35701 AVENIDA LA CRESTA	MURRIETA	CA	92562	17428 BAKER ST	LAKE ELSINORE	CA	92530
378-020-041	853 E VALLEY BLVD 200	SAN GABRIEL	CA	91776	N/AVAIL	LAKE ELSINORE	CA	92530
378-020-042	3240 S STANDARD AVE	SANTA ANA	CA	92705	N/AVAIL	LAKE ELSINORE	CA	92530
378-020-043	23875 PETREL CT	LAGUNA NIGUEL	CA	92677	17500 BAKER ST	LAKE ELSINORE	CA	92530
378-020-048	31115 LANCASHIRE DR	LAKE ELSINORE	CA	92530	N/AVAIL	LAKE ELSINORE	CA	92530
378-020-059	N/AVAIL	N/AVAIL	N/AVAIL	N/AVAIL	N/AVAIL	N/AVAIL	CA	N/AVAIL
378-030-016	PO BOX 8300	PERRIS	CA	92572	N/AVAIL	LAKE ELSINORE	CA	92530
378-030-018	PO BOX 8300	PERRIS	CA	92572	N/AVAIL	N/AVAIL	CA	N/AVAIL
378-030-020	6984 E OVERLOOK TER	ANAHEIM	CA	92807	N/AVAIL	LAKE ELSINORE	CA	92530
378-030-021	PO BOX 8300	PERRIS	CA	92572	N/AVAIL	N/AVAIL	CA	N/AVAIL
378-030-023	1995 MARKET ST	RIVERSIDE	CA	92501	N/AVAIL	LAKE ELSINORE	CA	92530
378-030-024	PO BOX 8300	PERRIS	CA	92572	N/AVAIL	N/AVAIL	CA	N/AVAIL
378-030-026	1995 MARKET ST	RIVERSIDE	CA	92501	N/AVAIL	LAKE ELSINORE	CA	92530
378-114-001	6984 E OVERLOOK TER	ANAHEIM	CA	92807	N/AVAIL	LAKE ELSINORE	CA	92530
378-114-003	231 E ALESSANDRO BLVD A	RIVERSIDE	CA	92508	N/AVAIL	LAKE ELSINORE	CA	92530
378-114-004	39481 NEWPORT RD	HEMET	CA	92543	N/AVAIL	LAKE ELSINORE	CA	92530
378-114-006	PO BOX 566	RIVERSIDE	CA	92502	N/AVAIL	LAKE ELSINORE	CA	92530
378-114-008	788 NW 15TH ST	MERIDIAN	ID	83642	N/AVAIL	LAKE ELSINORE	CA	92530
378-114-009	9264 WALNUT ST	BELLFLOWER	CA	90706	N/AVAIL	LAKE ELSINORE	CA	92530
378-114-010	PO BOX 566	RIVERSIDE	CA	92502	N/AVAIL	LAKE ELSINORE	CA	92530
378-114-011	PO BOX 930	QUINCY	WA	98848	N/AVAIL	LAKE ELSINORE	CA	92530
378-114-012	29372 TURNBULL AVE	LAKE ELSINORE	CA	92530	29372 TURNBULL AVE	LAKE ELSINORE	CA	92530
378-114-013	PO BOX 3000	LAKE ELSINORE	CA	92531	N/AVAIL	LAKE ELSINORE	CA	92530
378-114-015	PO BOX 566	RIVERSIDE	CA	92502	N/AVAIL	LAKE ELSINORE	CA	92530
378-114-016	PO BOX 566	RIVERSIDE	CA	92502	N/AVAIL	LAKE ELSINORE	CA	92530
378-114-017	1833 S CORDOVA ST	ALHAMBRA	CA	91801	N/AVAIL	LAKE ELSINORE	CA	92530
378-114-019	6984 E OVERLOOK TER	ANAHEIM	CA	92807	N/AVAIL	LAKE ELSINORE	CA	92530
378-114-022	1761 CLEAR CREEK DR	FULLERTON	CA	92833	N/AVAIL	LAKE ELSINORE	CA	92530
378-114-023	6984 E OVERLOOK TER	ANAHEIM	CA	92807	N/AVAIL	LAKE ELSINORE	CA	92530
378-114-025	8464 W KIMBERLY WAY	PEORIA	AZ	85382	N/AVAIL	LAKE ELSINORE	CA	92530
378-114-026	6984 E OVERLOOK TER	ANAHEIM	CA	92807	N/AVAIL	LAKE ELSINORE	CA	92530
378-114-027	647 COLE RD SW	LILBURN	GA	30047	N/AVAIL	LAKE ELSINORE	CA	92530
378-114-028	647 COLE RD SW	LILBURN	GA	30047	N/AVAIL	LAKE ELSINORE	CA	92530
378-114-029	647 COLE RD SW	LILBURN	GA	30047	N/AVAIL	LAKE ELSINORE	CA	92530
378-114-030	PO BOX 566	RIVERSIDE	CA	92502	N/AVAIL	LAKE ELSINORE	CA	92530
378-114-031	PO BOX 566	RIVERSIDE	CA	92502	N/AVAIL	LAKE ELSINORE	CA	92530
378-114-032	PO BOX 566	RIVERSIDE	CA	92502	N/AVAIL	LAKE ELSINORE	CA	92530
378-114-033	1060 E WASHINGTON ST	COLTON	CA	92324	N/AVAIL	LAKE ELSINORE	CA	92530
378-114-034	7134 OHIO RIVER DR	MIRA LOMA	CA	91752	N/AVAIL	LAKE ELSINORE	CA	92530
378-114-035	6984 E OVERLOOK TER	ANAHEIM	CA	92807	N/AVAIL	LAKE ELSINORE	CA	92530
378-114-036	PO BOX 566	RIVERSIDE	CA	92502	N/AVAIL	LAKE ELSINORE	CA	92530
378-114-037	PO BOX 566	RIVERSIDE	CA	92502	N/AVAIL	N/AVAIL	CA	N/AVAIL
378-114-038	PO BOX 566	RIVERSIDE	CA	92502	N/AVAIL	LAKE ELSINORE	CA	92530
378-114-039	PO BOX 566	RIVERSIDE	CA	92502	N/AVAIL	LAKE ELSINORE	CA	92530
378-114-040	17458 BLUE WATER CT	RIVERSIDE	CA	92503	N/AVAIL	N/AVAIL	CA	N/AVAIL
378-114-041	PO BOX 566	RIVERSIDE	CA	92502	N/AVAIL	LAKE ELSINORE	CA	92530
378-114-042	17575 BAKER ST	LAKE ELSINORE	CA	92530	N/AVAIL	LAKE ELSINORE	CA	92530
378-114-043	6984 E OVERLOOK TER	ANAHEIM	CA	92807	N/AVAIL	LAKE ELSINORE	CA	92530
378-114-045	17525 BAKER ST	LAKE ELSINORE	CA	92530	N/AVAIL	LAKE ELSINORE	CA	92530
378-114-046	17575 BAKER ST	LAKE ELSINORE	CA	92530	17575 BAKER ST	LAKE ELSINORE	CA	92530
378-114-047	17575 BAKER ST	LAKE ELSINORE	CA	92530	N/AVAIL	LAKE ELSINORE	CA	92530
378-114-048	45886 CORTE ORIZABA	TEMECULA	CA	92592	N/AVAIL	LAKE ELSINORE	CA	92530
378-114-049	PO BOX 566	RIVERSIDE	CA	92502	N/AVAIL	LAKE ELSINORE	CA	92530
378-114-050	PO BOX 566	RIVERSIDE	CA	92502	N/AVAIL	LAKE ELSINORE	CA	92530
378-114-051	45886 CORTE ORIZABA	TEMECULA	CA	92592	N/AVAIL	LAKE ELSINORE	CA	92530

ALBERHILL SYSTEM PROJECT
300' OWNERSHIP LIST
8/28/2009

APN	OWNER_ADDRESS	OWNER_CITY	OWNER_S	OWNER_2	SITE_ADDRESS	SITE_CITY	SITE_S1	SITE_ZIP
378-114-052	PO BOX 566	RIVERSIDE	CA	92502	N/AVAIL	LAKE ELSINORE	CA	92530
378-114-053	17525 BAKER ST	LAKE ELSINORE	CA	92530	N/AVAIL	LAKE ELSINORE	CA	92530
378-114-055	6984 E OVERLOOK TER	ANAHEIM	CA	92807	N/AVAIL	LAKE ELSINORE	CA	92530
378-114-058	2460 CHESAW RD	OROVILLE	WA	98844	N/AVAIL	LAKE ELSINORE	CA	92530
378-114-059	PO BOX 566	RIVERSIDE	CA	92502	N/AVAIL	LAKE ELSINORE	CA	92530
378-114-062	3701 FILLMORE ST 13	RIVERSIDE	CA	92505	N/AVAIL	LAKE ELSINORE	CA	92530
378-114-063	3701 FILLMORE ST 13	RIVERSIDE	CA	92505	N/AVAIL	LAKE ELSINORE	CA	92530
378-114-064	3701 FILLMORE ST 13	RIVERSIDE	CA	92505	N/AVAIL	LAKE ELSINORE	CA	92530
378-114-065	3701 FILLMORE ST 13	RIVERSIDE	CA	92505	N/AVAIL	LAKE ELSINORE	CA	92530
378-114-068	PO BOX 1271	LAKE ELSINORE	CA	92531	29370 TURNBULL AVE	LAKE ELSINORE	CA	92530
378-114-075	6984 E OVERLOOK TER	ANAHEIM	CA	92807	N/AVAIL	LAKE ELSINORE	CA	92530
378-114-076	6984 E OVERLOOK TER	ANAHEIM	CA	92807	N/AVAIL	LAKE ELSINORE	CA	92530
378-114-077	6984 E OVERLOOK TER	ANAHEIM	CA	92807	N/AVAIL	LAKE ELSINORE	CA	92530
378-114-078	6984 E OVERLOOK TER	ANAHEIM	CA	92807	N/AVAIL	LAKE ELSINORE	CA	92530
378-114-079	6984 E OVERLOOK TER	ANAHEIM	CA	92807	N/AVAIL	LAKE ELSINORE	CA	92530
378-114-080	6984 E OVERLOOK TER	ANAHEIM	CA	92807	N/AVAIL	LAKE ELSINORE	CA	92530
378-114-081	6984 E OVERLOOK TER	ANAHEIM	CA	92807	N/AVAIL	LAKE ELSINORE	CA	92530
378-114-082	6984 E OVERLOOK TER	ANAHEIM	CA	92807	N/AVAIL	LAKE ELSINORE	CA	92530
378-114-083	16322 WHITTIER LN	HUNTINGTON BEACH	CA	92647	N/AVAIL	LAKE ELSINORE	CA	92530
378-114-084	6984 E OVERLOOK TER	ANAHEIM	CA	92807	N/AVAIL	LAKE ELSINORE	CA	92530
378-114-085	1274 E ARIZONA PL	ANAHEIM	CA	92805	N/AVAIL	LAKE ELSINORE	CA	92530
378-114-086	1274 E ARIZONA PL	ANAHEIM	CA	92805	N/AVAIL	LAKE ELSINORE	CA	92530
378-114-087	PO BOX 1271	LAKE ELSINORE	CA	92531	N/AVAIL	LAKE ELSINORE	CA	92530
378-114-088	PO BOX 1271	LAKE ELSINORE	CA	92531	N/AVAIL	LAKE ELSINORE	CA	92530
378-114-089	29372 TURNBULL AVE	LAKE ELSINORE	CA	92530	N/AVAIL	LAKE ELSINORE	CA	92530
378-115-027	601 PARKVIEW DR	LAKE ELSINORE	CA	92530	N/AVAIL	LAKE ELSINORE	CA	92530
378-115-048	PO BOX 566	RIVERSIDE	CA	92502	N/AVAIL	LAKE ELSINORE	CA	92530
378-115-049	455 SAINT LOUIS AVE	LONG BEACH	CA	90814	N/AVAIL	LAKE ELSINORE	CA	92530
378-115-053	18775 SW 351ST ST 389	HOMESTEAD	FL	33034	N/AVAIL	LAKE ELSINORE	CA	92530
378-115-055	710 25 BOVEE LN	JANESVILLE	CA	96114	N/AVAIL	LAKE ELSINORE	CA	92530
378-115-059	3232 NEWMARK DR	MIAMISBURG	OH	45342	N/AVAIL	N/AVAIL	CA	N/AVAIL
378-115-060	841 VICTORIA AVE	VENICE	CA	90291	N/AVAIL	N/AVAIL	CA	N/AVAIL
378-115-062	2266 ALBATROSS ST B	SAN DIEGO	CA	92101	N/AVAIL	LAKE ELSINORE	CA	92530
378-115-063	18775 SW 351ST ST 389	HOMESTEAD	FL	33034	N/AVAIL	LAKE ELSINORE	CA	92530
378-121-004	6518 VIA DEL PRADO	CHINO HILLS	CA	91709	N/AVAIL	LAKE ELSINORE	CA	92530
378-121-005	PO BOX 566	RIVERSIDE	CA	92502	N/AVAIL	LAKE ELSINORE	CA	92530
378-121-006	1855 MACKINNON AVE	CARDIFF BY THE SEA	CA	92007	N/AVAIL	LAKE ELSINORE	CA	92530
378-121-007	1855 MACKINNON AVE	CARDIFF BY THE SEA	CA	92007	N/AVAIL	LAKE ELSINORE	CA	92530
378-121-008	4516 KINGSLEY ST	MONTCLAIR	CA	91763	N/AVAIL	LAKE ELSINORE	CA	92530
378-121-009	8560 VINEYARD AVE 409	RANCHO CUCAMONGA	CA	91730	N/AVAIL	LAKE ELSINORE	CA	92530
378-121-010	8560 VINEYARD AVE 409	RANCHO CUCAMONGA	CA	91730	N/AVAIL	LAKE ELSINORE	CA	92530
378-121-011	8560 VINEYARD AVE 409	RANCHO CUCAMONGA	CA	91730	N/AVAIL	LAKE ELSINORE	CA	92530
378-121-012	8560 VINEYARD AVE 409	RANCHO CUCAMONGA	CA	91730	N/AVAIL	LAKE ELSINORE	CA	92530
378-121-013	8560 VINEYARD AVE 409	RANCHO CUCAMONGA	CA	91730	N/AVAIL	LAKE ELSINORE	CA	92530
378-121-014	8560 VINEYARD AVE 409	RANCHO CUCAMONGA	CA	91730	N/AVAIL	LAKE ELSINORE	CA	92530
378-121-015	8560 VINEYARD AVE 409	RANCHO CUCAMONGA	CA	91730	N/AVAIL	LAKE ELSINORE	CA	92530
378-121-016	25637 ESTORIL ST	VALENCIA	CA	91355	N/AVAIL	LAKE ELSINORE	CA	92530
378-121-017	2510 23RD AVE	SACRAMENTO	CA	95820	N/AVAIL	LAKE ELSINORE	CA	92530
378-121-018	7 SEAMIST CT	NEWPORT BEACH	CA	92663	N/AVAIL	LAKE ELSINORE	CA	92530
378-122-006	1995 MARKET ST	RIVERSIDE	CA	92501	N/AVAIL	LAKE ELSINORE	CA	92530
378-122-007	1995 MARKET ST	RIVERSIDE	CA	92501	N/AVAIL	LAKE ELSINORE	CA	92530
378-122-008	1995 MARKET ST	RIVERSIDE	CA	92501	N/AVAIL	LAKE ELSINORE	CA	92530
378-122-009	1995 MARKET ST	RIVERSIDE	CA	92501	N/AVAIL	LAKE ELSINORE	CA	92530
378-122-010	1995 MARKET ST	RIVERSIDE	CA	92501	N/AVAIL	LAKE ELSINORE	CA	92530
378-122-011	1995 MARKET ST	RIVERSIDE	CA	92501	N/AVAIL	LAKE ELSINORE	CA	92530
378-122-012	1995 MARKET ST	RIVERSIDE	CA	92501	N/AVAIL	LAKE ELSINORE	CA	92530
378-122-013	1995 MARKET ST	RIVERSIDE	CA	92501	N/AVAIL	LAKE ELSINORE	CA	92530
378-122-014	1995 MARKET ST	RIVERSIDE	CA	92501	N/AVAIL	LAKE ELSINORE	CA	92530

ALBERHILL SYSTEM PROJECT
300' OWNERSHIP LIST
8/28/2009

APN	OWNER_ADDRESS	OWNER_CITY	OWNER_S	OWNER_2	SITE_ADDRESS	SITE_CITY	SITE_S'	SITE_ZIP
389-020-057	PO BOX 3000	LAKE ELSINORE	CA	92531	N/AVAIL	LAKE ELSINORE	CA	92530
389-020-058	130 S MAIN ST	LAKE ELSINORE	CA	92530	N/AVAIL	LAKE ELSINORE	CA	92530
389-080-035	2300 NORFIELD CT	THOUSAND OAKS	CA	91361	N/AVAIL	LAKE ELSINORE	CA	92530
389-080-038	2300 NORFIELD CT	THOUSAND OAKS	CA	91361	N/AVAIL	LAKE ELSINORE	CA	92530
389-080-040	2300 NORFIELD CT	THOUSAND OAKS	CA	91361	N/AVAIL	LAKE ELSINORE	CA	92530
389-080-044	3525 14TH ST	RIVERSIDE	CA	92501	N/AVAIL	LAKE ELSINORE	CA	92530
389-080-048	2300 NORFIELD CT	THOUSAND OAKS	CA	91361	N/AVAIL	LAKE ELSINORE	CA	92530
389-080-049	2300 NORFIELD CT	THOUSAND OAKS	CA	91361	N/AVAIL	LAKE ELSINORE	CA	92530
389-080-051	2300 NORFIELD CT	THOUSAND OAKS	CA	91361	N/AVAIL	LAKE ELSINORE	CA	92530
389-080-052	2300 NORFIELD CT	THOUSAND OAKS	CA	91361	N/AVAIL	LAKE ELSINORE	CA	92530
389-090-004	2300 NORFIELD CT	THOUSAND OAKS	CA	91361	N/AVAIL	LAKE ELSINORE	CA	92530
389-100-002	2300 NORFIELD CT	THOUSAND OAKS	CA	91361	N/AVAIL	LAKE ELSINORE	CA	92530
389-100-006	10900 WILSHIRE BLVD 1600	LOS ANGELES	CA	90024	N/AVAIL	N/AVAIL	CA	N/AVAIL
389-100-007	2300 NORFIELD CT	THOUSAND OAKS	CA	91361	N/AVAIL	N/AVAIL	CA	N/AVAIL
389-100-009	2300 NORFIELD CT	THOUSAND OAKS	CA	91361	N/AVAIL	N/AVAIL	CA	N/AVAIL
389-100-010	2300 NORFIELD CT	THOUSAND OAKS	CA	91361	N/AVAIL	N/AVAIL	CA	N/AVAIL
389-100-013	2300 NORFIELD CT	THOUSAND OAKS	CA	91361	N/AVAIL	LAKE ELSINORE	CA	92530
389-100-014	2300 NORFIELD CT	THOUSAND OAKS	CA	91361	N/AVAIL	LAKE ELSINORE	CA	92530
389-100-015	130 S MAIN ST	LAKE ELSINORE	CA	92530	N/AVAIL	LAKE ELSINORE	CA	92530
389-100-016	130 S MAIN ST	LAKE ELSINORE	CA	92530	N/AVAIL	LAKE ELSINORE	CA	92530
389-100-017	2300 NORFIELD CT	THOUSAND OAKS	CA	91361	N/AVAIL	LAKE ELSINORE	CA	92530
389-100-018	2300 NORFIELD CT	THOUSAND OAKS	CA	91361	N/AVAIL	LAKE ELSINORE	CA	92530
389-100-019	224 ESPLANADE	SAN CLEMENTE	CA	92672	N/AVAIL	LAKE ELSINORE	CA	92530
389-100-024	130 S MAIN ST	LAKE ELSINORE	CA	92530	N/AVAIL	LAKE ELSINORE	CA	92530
389-100-025	130 S MAIN ST	LAKE ELSINORE	CA	92530	N/AVAIL	LAKE ELSINORE	CA	92530
389-110-001	2300 NORFIELD CT	THOUSAND OAKS	CA	91361	N/AVAIL	N/AVAIL	CA	N/AVAIL
389-110-002	2300 NORFIELD CT	THOUSAND OAKS	CA	91361	N/AVAIL	N/AVAIL	CA	N/AVAIL
389-110-003	2300 NORFIELD CT	THOUSAND OAKS	CA	91361	N/AVAIL	N/AVAIL	CA	N/AVAIL
389-110-008	2300 NORFIELD CT	THOUSAND OAKS	CA	91361	N/AVAIL	LAKE ELSINORE	CA	92530
389-162-002	2300 NORFIELD CT	THOUSAND OAKS	CA	91361	N/AVAIL	N/AVAIL	CA	N/AVAIL
390-130-015	2300 NORFIELD CT	THOUSAND OAKS	CA	91361	N/AVAIL	CORONA	CA	92883
390-130-016	2300 NORFIELD CT	THOUSAND OAKS	CA	91361	N/AVAIL	LAKE ELSINORE	CA	92530
390-130-017	PO BOX 11165	BAKERSFIELD	CA	93389	N/AVAIL	LAKE ELSINORE	CA	92532
390-130-018	PO BOX 1239	VISTA	CA	92085	N/AVAIL	LAKE ELSINORE	CA	92530
390-130-020	14741 LAKE ST	LAKE ELSINORE	CA	92530	N/AVAIL	CORONA	CA	92883
390-130-021	14741 LAKE ST	LAKE ELSINORE	CA	92530	27115 LAKE ST	LAKE ELSINORE	CA	92530
390-130-026	2300 NORFIELD CT	THOUSAND OAKS	CA	91361	N/AVAIL	LAKE ELSINORE	CA	92530
390-130-029	3525 14TH ST	RIVERSIDE	CA	92501	N/AVAIL	LAKE ELSINORE	CA	92530
390-160-001	14741 LAKE ST	LAKE ELSINORE	CA	92530	N/AVAIL	CORONA	CA	92883
390-160-002	14741 LAKE ST	LAKE ELSINORE	CA	92530	N/AVAIL	LAKE ELSINORE	CA	92530
390-160-003	2300 NORFIELD CT	THOUSAND OAKS	CA	91361	N/AVAIL	LAKE ELSINORE	CA	92530
390-160-006	2300 NORFIELD CT	THOUSAND OAKS	CA	91361	N/AVAIL	LAKE ELSINORE	CA	92530
390-160-011	740 CARNEGIE DR	SAN BERNARDINO	CA	92408	N/AVAIL	LAKE ELSINORE	CA	92530
390-170-001	14741 LAKE ST	LAKE ELSINORE	CA	92530	N/AVAIL	CORONA	CA	92883
390-170-002	22584 PIN TAIL DR	SUN CITY	CA	92587	N/AVAIL	LAKE ELSINORE	CA	92530
390-190-012	14741 LAKE ST	LAKE ELSINORE	CA	92530	N/AVAIL	CORONA	CA	92883
390-190-013	2300 NORFIELD CT	THOUSAND OAKS	CA	91361	N/AVAIL	LAKE ELSINORE	CA	92530
390-190-014	2300 NORFIELD CT	THOUSAND OAKS	CA	91361	N/AVAIL	LAKE ELSINORE	CA	92530
390-190-015	2300 NORFIELD CT	THOUSAND OAKS	CA	91361	N/AVAIL	LAKE ELSINORE	CA	92530
391-120-015	PO BOX 3000	LAKE ELSINORE	CA	92531	N/AVAIL	CORONA	CA	N/AVAIL
391-120-016	14116 TEMESCAL CANYON RD	CORONA	CA	92883	14116 HWY 71	PERRIS	CA	92570
391-120-022	2262 SALT AIR DR	SANTA ANA	CA	92705	N/AVAIL	CORONA	CA	N/AVAIL
391-120-023	591 MOUNT HUNTER WAY	BOULDER CITY	NV	89005	N/AVAIL	CORONA	CA	N/AVAIL
391-120-024	2262 SALT AIR DR	SANTA ANA	CA	92705	N/AVAIL	CORONA	CA	N/AVAIL
391-120-026	2262 SALT AIR DR	SANTA ANA	CA	92705	N/AVAIL	N/AVAIL	CA	N/AVAIL
391-150-027	2801 HARBOR VIEW DR	CORONA DEL MAR	CA	92625	14221 TEMESCAL CANYON RD	CORONA	CA	92883
391-160-019	50 E NORTH TEMPLE 22ND	SALT LAKE CITY	UT	84150	N/AVAIL	CORONA	CA	N/AVAIL
391-160-020	50 E NORTH TEMPLE 22ND	SALT LAKE CITY	UT	84150	N/AVAIL	CORONA	CA	N/AVAIL

ALBERHILL SYSTEM PROJECT
300' OWNERSHIP LIST
8/28/2009

APN	OWNER_ADDRESS	OWNER_CITY	OWNER_S	OWNER_Z	SITE_ADDRESS	SITE_CITY	SITE_ST	SITE_ZIP
391-160-021	591 MOUNT HUNTER WAY	BOULDER CITY	NV	89005	N/AVAIL	CORONA	CA	N/AVAIL
391-160-022	600 JOHN ST	MANHATTAN BEACH	CA	90266	N/AVAIL	CORONA	CA	N/AVAIL
391-180-027	464 W 4TH ST 6TH	SAN BERNARDINO	CA	92401	N/AVAIL	N/AVAIL	CA	N/AVAIL
391-180-028	18025 HICKORY TREE LN	RIVERSIDE	CA	92504	N/AVAIL	N/AVAIL	CA	N/AVAIL
391-190-009	464 W 4TH ST 6TH	SAN BERNARDINO	CA	92401	14900 HWY 71	LAKE ELSINORE	CA	92530
391-190-015	18025 HICKORY TREE LN	RIVERSIDE	CA	92504	N/AVAIL	N/AVAIL	CA	N/AVAIL
391-190-016	464 W 4TH ST 6TH	SAN BERNARDINO	CA	92401	N/AVAIL	N/AVAIL	CA	N/AVAIL
391-200-002	PO BOX 231	SAN BERNARDINO	CA	92402	N/AVAIL	LAKE ELSINORE	CA	92532
391-200-003	14741 LAKE ST	LAKE ELSINORE	CA	92530	N/AVAIL	LAKE ELSINORE	CA	92530
391-200-004	14741 LAKE ST	LAKE ELSINORE	CA	92530	N/AVAIL	CORONA	CA	92883
391-200-007	14741 LAKE ST	LAKE ELSINORE	CA	92530	14741 LAKE ST	LAKE ELSINORE	CA	92530
391-200-010	14741 LAKE ST	LAKE ELSINORE	CA	92530	N/AVAIL	LAKE ELSINORE	CA	92530
391-200-012	14741 LAKE ST	LAKE ELSINORE	CA	92530	N/AVAIL	CORONA	CA	92883
391-200-016	18 CYPRESS POINT LN	NEWPORT BEACH	CA	92660	14900 CONCORDIA RANCH RD	LAKE ELSINORE	CA	92530
391-200-017	31562 VIA DULCINEA	SAN JUAN CAPISTRANO	CA	92675	N/AVAIL	LAKE ELSINORE	CA	92530
377-140-023	1995 MARKET ST	RIVERSIDE	CA	92501	N/AVAIL	LAKE ELSINORE	CA	92530
391-170-019	2550 S SANTA FE AVE	VISTA	CA	92084	N/AVAIL	N/AVAIL	CA	N/AVAIL
377-140-024	20950 WARNER CENTER LN C	WOODLAND HILLS	CA	91367	N/AVAIL	LAKE ELSINORE	CA	92530
338-160-017	PO BOX 1572	RANCHO SANTA FE	CA	92067	29950 MURRIETA RD	SUN CITY	CA	92584
339-200-059	PO BOX 150	SAN BERNARDINO	CA	92402	25904 NEWPORT RD	MENIFEE	CA	92584
339-200-063	PO BOX 150	COLTON	CA	92324	N/AVAIL	MENIFEE	CA	92584
358-090-014	509 CORBETT AVE	SAN FRANCISCO	CA	94114	30251 MURRIETA RD	MENIFEE	CA	92584
358-090-028	12865 POINTE DEL MAR 200	DEL MAR	CA	92014	N/AVAIL	N/AVAIL	CA	N/AVAIL
358-090-032	PO BOX 1545	SUN VALLEY	ID	83353	N/AVAIL	MENIFEE	CA	92584
358-090-033	PO BOX 1545	SUN VALLEY	ID	83353	N/AVAIL	MENIFEE	CA	92584
358-100-010	30901 MURRIETA RD	MENIFEE	CA	92584	N/AVAIL	MENIFEE	CA	92584
358-100-012	26011 HOLLAND RD	SUN CITY	CA	92584	N/AVAIL	MENIFEE	CA	92584
358-100-013	26011 HOLLAND RD	SUN CITY	CA	92584	N/AVAIL	MENIFEE	CA	92584
358-100-020	10516 CAMINITO RIMINI	SAN DIEGO	CA	92129	25965 MOUNTAIN PARK DR	MENIFEE	CA	92584
358-100-028	31401 BYERS ST	MENIFEE	CA	92584	25898 FARMINGTON RD	MENIFEE	CA	92584
358-100-029	25962 FARMINGTON RD	MENIFEE	CA	92584	25962 FARMINGTON RD	MENIFEE	CA	92584
358-100-037	PO BOX 2187	SUN CITY	CA	92586	N/AVAIL	MENIFEE	CA	92584
358-100-038	25988 SURREY RD	SUN CITY	CA	92584	25988 SURREY RD	MENIFEE	CA	92584
358-100-039	25991 SURREY RD	SUN CITY	CA	92584	25991 SURREY RD	MENIFEE	CA	92584
358-100-040	28638 RED GUM RD	LAKE ELSINORE	CA	92532	30950 MELVIN ST	MENIFEE	CA	92584
358-100-055	25941 FARMINGTON RD	MENIFEE	CA	92584	25941 FARMINGTON RD	MENIFEE	CA	92584
358-100-056	25975 FARMINGTON RD	MENIFEE	CA	92584	25975 FARMINGTON RD	MENIFEE	CA	92584
358-100-057	25891 MOUNTAIN PARK DR	SUN CITY	CA	92584	25891 MOUNTAIN PARK DR	MENIFEE	CA	92584
358-100-058	25865 MOUNTAIN PARK DR	SUN CITY	CA	92584	25865 MOUNTAIN PARK DR	MENIFEE	CA	92584
358-100-060	30990 MELVIN ST	MENIFEE	CA	92584	30990 MELVIN ST	MENIFEE	CA	92584
358-100-061	12228 GAY RIO DR	LAKESIDE	CA	92040	30970 MELVIN ST	MENIFEE	CA	92584
358-170-003	25891 HOLLAND RD	MENIFEE	CA	92584	31040 MELVIN ST	MENIFEE	CA	92584
358-170-004	31080 MELVIN ST	MENIFEE	CA	92584	31080 MELVIN ST	MENIFEE	CA	92584
358-170-005	31110 MELVIN ST	SUN CITY	CA	92584	31110 MELVIN ST	MENIFEE	CA	92584
358-170-007	1900 S PALM CANYON DR 23	PALM SPRINGS	CA	92264	31142 MELVIN ST	MENIFEE	CA	92584
358-170-008	31160 MELVIN ST	SUN CITY	CA	92584	31160 MELVIN ST	MENIFEE	CA	92584
358-170-009	26355 BYERS RD	SUN CITY	CA	92585	31190 MELVIN ST	MENIFEE	CA	92584
358-170-010	41863 JUNIPER ST	MURRIETA	CA	92562	31220 MELVIN ST	MENIFEE	CA	92584
358-170-011	25950 CORSON AVE	MENIFEE	CA	92584	25950 CORSON AVE	MENIFEE	CA	92584
358-170-012	34888 ANTELOPE RD	MURRIETA	CA	92563	25990 CORSON AVE	MENIFEE	CA	92584
358-170-013	31233 MURRIETA RD	MENIFEE	CA	92584	31233 MURRIETA RD	MENIFEE	CA	92584
358-170-014	31191 MURRIETA RD	MENIFEE	CA	92584	31191 MURRIETA RD	MENIFEE	CA	92584
358-170-015	25221 BUNDY CANYON RD	MENIFEE	CA	92584	31161 MURRIETA RD	MENIFEE	CA	92584
358-170-016	25221 BUNDY CANYON RD	MENIFEE	CA	92584	31161 MURRIETA RD	MENIFEE	CA	92584
358-170-017	31135 MURRIETA RD	SUN CITY	CA	92584	31135 MURRIETA RD	MENIFEE	CA	92584
358-170-018	39767 BARBADOS DR	MURRIETA	CA	92563	N/AVAIL	MENIFEE	CA	92584
358-170-019	1120 W 135TH ST	GARDENA	CA	90247	31115 MURRIETA RD	MENIFEE	CA	92584
358-170-020	28670 OAK RIDGE RD	HIGHLAND	CA	92346	31085 MURRIETA RD	MENIFEE	CA	92584

ALBERHILL SYSTEM PROJECT
300' OWNERSHIP LIST
8/28/2009

APN	OWNER_ADDRESS	OWNER_CITY	OWNER_S	OWNER_Z	SITE_ADDRESS	SITE_CITY	SITE_S	SITE_ZIP
358-170-021	25891 HOLLAND RD	MENIFEE	CA	92584	N/AVAIL	MENIFEE	CA	92584
358-170-022	25891 HOLLAND RD	MENIFEE	CA	92584	31045 MURRIETA RD	MENIFEE	CA	92584
358-170-023	25891 HOLLAND RD	MENIFEE	CA	92584	N/AVAIL	MENIFEE	CA	92584
358-170-024	25891 HOLLAND RD	MENIFEE	CA	92584	N/AVAIL	MENIFEE	CA	92584
358-170-026	25891 HOLLAND RD	MENIFEE	CA	92584	25891 HOLLAND RD	MENIFEE	CA	92584
358-210-001	31266 MELVIN ST	MENIFEE	CA	92584	31266 MELVIN ST	MENIFEE	CA	92584
358-210-002	31270 MELVIN ST	MENIFEE	CA	92584	31270 MELVIN ST	MENIFEE	CA	92584
358-210-003	31284 MELVIN ST	SUN CITY	CA	92584	31284 MELVIN ST	MENIFEE	CA	92584
358-210-004	21 SEABIRD CT	NEWPORT BEACH	CA	92663	31330 MELVIN ST	MENIFEE	CA	92584
358-210-005	31350 MELVIN ST	MENIFEE	CA	92584	31350 MELVIN ST	MENIFEE	CA	92584
358-210-006	31370 MELVIN ST	MENIFEE	CA	92584	31370 MELVIN ST	MENIFEE	CA	92584
358-210-007	31390 MELVIN ST	MENIFEE	CA	92584	N/AVAIL	MENIFEE	CA	92584
358-210-008	31390 MELVIN ST	MENIFEE	CA	92584	31380 MELVIN ST	MENIFEE	CA	92584
358-210-020	23941 LARKWOOD LN	LAKE FOREST	CA	92630	31441 MURRIETA RD	MENIFEE	CA	92584
358-210-021	31421 MURRIETA RD	SUN CITY	CA	92584	31421 MURRIETA RD	MENIFEE	CA	92584
358-210-022	1022 N TWIN OAKS VALLEY RD	SAN MARCOS	CA	92069	31401 MURRIETA RD	MENIFEE	CA	92584
358-210-023	11952 WILSHIRE BLVD	LOS ANGELES	CA	90025	31371 MURRIETA RD	MENIFEE	CA	92584
358-210-025	31339 MURRIETA RD	MENIFEE	CA	92584	31339 MURRIETA RD	MENIFEE	CA	92584
358-210-026	31295 MURRIETA RD	SUN CITY	CA	92584	31295 MURRIETA RD	MENIFEE	CA	92584
358-210-027	31285 MURRIETA RD	SUN CITY	CA	92584	31285 MURRIETA RD	MENIFEE	CA	92584
358-210-028	31275 MURRIETA RD	SUN CITY	CA	92584	31275 MURRIETA RD	SUN CITY	CA	92584
358-210-031	26100 NEWPORT RD A12	MENIFEE	CA	92584	31361 MURRIETA RD	MENIFEE	CA	92584
358-210-032	31355 MURRIETA RD	MENIFEE	CA	92584	31355 MURRIETA RD	MENIFEE	CA	92584
358-210-033	31265 MURRIETA RD	SUN CITY	CA	92584	31265 MURRIETA RD	MENIFEE	CA	92584
358-210-034	25940 CRAIG AVE	SUN CITY	CA	92584	25940 CRAIG AVE	MENIFEE	CA	92584
358-210-035	623 NEW DEAL AVE	SALINAS	CA	93905	25930 CRAIG AVE	MENIFEE	CA	92584
358-210-036	31497 MURRIETA RD	SUN CITY	CA	92584	31497 MURRIETA RD	MENIFEE	CA	92584
358-232-016	200 S MAIN ST 300	CORONA	CA	92882	N/AVAIL	MENIFEE	CA	92584
358-232-017	200 S MAIN ST 300	CORONA	CA	92882	25945 BETH DR	MENIFEE	CA	92584
358-233-001	200 S MAIN ST 300	CORONA	CA	92882	25950 BETH DR	MENIFEE	CA	92584
358-233-002	200 S MAIN ST 300	CORONA	CA	92882	25924 BETH DR	MENIFEE	CA	92584
358-233-003	200 S MAIN ST 300	CORONA	CA	92882	25898 BETH DR	MENIFEE	CA	92584
358-233-014	200 S MAIN ST 300	CORONA	CA	92882	25949 THISTLETOWN CT	MENIFEE	CA	92584
358-233-015	200 S MAIN ST 300	CORONA	CA	92882	25975 THISTLETOWN CT	MENIFEE	CA	92584
358-233-016	200 S MAIN ST 300	CORONA	CA	92882	25970 THISTLETOWN CT	MENIFEE	CA	92584
358-233-017	200 S MAIN ST 300	CORONA	CA	92882	25944 THISTLETOWN CT	MENIFEE	CA	92584
358-233-020	200 S MAIN ST 300	CORONA	CA	92882	N/AVAIL	MENIFEE	CA	92584
358-233-021	200 S MAIN ST 300	CORONA	CA	92882	N/AVAIL	MENIFEE	CA	92584
358-240-016	31765 MURRIETA RD	SUN CITY	CA	92584	31765 MURRIETA RD	MENIFEE	CA	92584
358-240-033	12708 STONEACRE AVE	LYNWOOD	CA	90262	31885 MURRIETA RD	MENIFEE	CA	92584
358-240-034	23987 CONTINENTAL DR	CANYON LAKE	CA	92587	31895 MURRIETA RD	MENIFEE	CA	92584
358-240-035	PO BOX 8300	PERRIS	CA	92572	N/AVAIL	MENIFEE	CA	92584
358-240-036	31981 MURRIETA RD	SUN CITY	CA	92584	31981 MURRIETA RD	MENIFEE	CA	92584
358-240-050	10348 PALM ROW DR	LAKESIDE	CA	92040	25910 ROLLING HILLS DR	MENIFEE	CA	92584
360-011-002	PO BOX 813	SUN CITY	CA	92586	26010 SAN QUINTIN RD	MENIFEE	CA	92584
360-011-003	26020 SAN QUINTIN RD	MENIFEE	CA	92584	26020 SAN QUINTIN RD	MENIFEE	CA	92584
360-011-004	4443 ESTADA DR	OCEANSIDE	CA	92057	26030 SAN QUINTIN RD	MENIFEE	CA	92584
360-011-005	26040 SAN QUINTIN RD	MENIFEE	CA	92584	26040 SAN QUINTIN RD	MENIFEE	CA	92584
360-011-025	501 SANTA MONICA PIER 312	SANTA MONICA	CA	90401	26015 NEWPORT RD	MENIFEE	CA	92584
360-011-027	501 SANTA MONICA PIER 312	SANTA MONICA	CA	90401	26025 NEWPORT RD	MENIFEE	CA	92584
360-011-028	501 SANTA MONICA PIER 312	SANTA MONICA	CA	90401	26035 NEWPORT RD	MENIFEE	CA	92584
360-015-017	26041 SAN QUINTIN RD	MENIFEE	CA	92584	26041 SAN QUINTIN RD	MENIFEE	CA	92584
360-016-001	26021 SAN QUINTIN RD	MENIFEE	CA	92584	26021 SAN QUINTIN RD	MENIFEE	CA	92584
360-016-002	26011 SAN QUINTIN RD	MENIFEE	CA	92584	26011 SAN QUINTIN RD	MENIFEE	CA	92584
360-020-001	3133 7TH ST	RIVERSIDE	CA	92501	N/AVAIL	MENIFEE	CA	92584
360-020-002	22207 SHADY RIM CIR	LAKE FOREST	CA	92630	N/AVAIL	MENIFEE	CA	92584
360-020-003	PO BOX 362	WILDOMAR	CA	92595	30205 BAUMAN LN	MENIFEE	CA	92584
360-020-009	30320 MURRIETA RD	SUN CITY	CA	92584	30320 MURRIETA RD	MENIFEE	CA	92584

ALBERHILL SYSTEM PROJECT
300' OWNERSHIP LIST
8/28/2009

APN	OWNER_ADDRESS	OWNER_CITY	OWNER_S	OWNER_Z	SITE_ADDRESS	SITE_CITY	SITE_S	SITE_ZIP
360-020-010	30350 MURRIETA RD	MENIFEE	CA	92584	30350 MURRIETA RD	MENIFEE	CA	92584
360-040-001	29611 BONANZA PL	CANYON LAKE	CA	92587	30510 MURRIETA RD	MENIFEE	CA	92584
360-040-002	PO BOX 128	SUN CITY	CA	92586	30530 MURRIETA RD	MENIFEE	CA	92584
360-040-003	30670 MURRIETA RD	MENIFEE	CA	92584	30670 MURRIETA RD	MENIFEE	CA	92584
360-040-004	PO BOX 572	WILDOMAR	CA	92595	30720 MURRIETA RD	MENIFEE	CA	92584
360-040-005	30730 MURRIETA RD	SUN CITY	CA	92584	30730 MURRIETA RD	MENIFEE	CA	92584
360-040-012	30850 MURRIETA RD	MENIFEE	CA	92584	N/AVAIL	N/AVAIL	CA	N/AVAIL
360-040-013	30850 MURRIETA RD	SUN CITY	CA	92584	30850 MURRIETA RD	MENIFEE	CA	92584
360-040-014	PO BOX 995	SUN CITY	CA	92586	N/AVAIL	MENIFEE	CA	92584
360-040-015	26011 HOLLAND RD	SUN CITY	CA	92584	26011 HOLLAND RD	MENIFEE	CA	92584
360-160-001	31280 MURRIETA RD	MENIFEE	CA	92584	N/AVAIL	MENIFEE	CA	92584
360-160-005	26030 MUSICK RD	MENIFEE	CA	92584	26030 MUSICK RD	MENIFEE	CA	92584
360-160-006	26050 MUSICK RD	MENIFEE	CA	92584	26050 MUSICK RD	MENIFEE	CA	92584
360-160-009	2304 E CLIFFPARK WAY	ANAHEIM	CA	92806	N/AVAIL	MENIFEE	CA	92584
360-160-010	26065 MUSICK RD	MENIFEE	CA	92584	26065 MUSICK RD	MENIFEE	CA	92584
360-160-023	1132 CORONA LN	COSTA MESA	CA	92626	N/AVAIL	MENIFEE	CA	92584
360-160-024	19174 BLACKHILLS CIR	MENIFEE	CA	92584	26080 CRAIG AVE	MENIFEE	CA	92584
360-180-003	36310 INLAND VALLEY DR	WILDOMAR	CA	92595	N/AVAIL	N/AVAIL	CA	N/AVAIL
360-180-005	36310 INLAND VALLEY DR	WILDOMAR	CA	92595	N/AVAIL	N/AVAIL	CA	N/AVAIL
360-180-007	PO BOX 2139	TEMPLE CITY	CA	91780	26100 GARBONI RD	MENIFEE	CA	92584
360-180-010	36310 INLAND VALLEY DR	WILDOMAR	CA	92595	N/AVAIL	N/AVAIL	CA	N/AVAIL
360-280-001	3007 SANTA MONICA BLVD	SANTA MONICA	CA	90404	N/AVAIL	MENIFEE	CA	92584
360-280-010	218 MACHLIN CT A	CITY OF INDUSTRY	CA	91789	N/AVAIL	MENIFEE	CA	92584
360-280-012	218 MACHLIN CT A	CITY OF INDUSTRY	CA	91789	N/AVAIL	MENIFEE	CA	92584
360-290-001	129 S BEAUMONT LN	VISTA	CA	92084	N/AVAIL	N/AVAIL	CA	N/AVAIL
360-290-002	129 S BEAUMONT LN	VISTA	CA	92084	N/AVAIL	N/AVAIL	CA	N/AVAIL
360-290-013	25 W RODELL PL	ARCADIA	CA	91007	26015 OKUMA RD	MENIFEE	CA	92584
360-290-016	3133 7TH ST	RIVERSIDE	CA	92501	N/AVAIL	MENIFEE	CA	92584
360-310-006	PO BOX 9	ORANGE	CA	92856	N/AVAIL	MENIFEE	CA	92584
360-310-016	31681 RAILROAD CANYON RD 1	CANYON LAKE	CA	92587	32803 GALLERY OAKS CT	MENIFEE	CA	92584
360-310-017	31681 RAILROAD CANYON RD 1	CANYON LAKE	CA	92587	32779 GALLERY OAKS CT	MENIFEE	CA	92584
360-310-018	31681 RAILROAD CANYON RD 1	CANYON LAKE	CA	92587	32755 GALLERY OAKS CT	MENIFEE	CA	92584
360-311-001	31681 RAILROAD CANYON RD 1	CANYON LAKE	CA	92587	26020 WALDON RD	MENIFEE	CA	92584
360-311-002	31681 RAILROAD CANYON RD 1	CANYON LAKE	CA	92587	26044 WALDON RD	MENIFEE	CA	92584
360-311-004	31681 RAILROAD CANYON RD 1	CANYON LAKE	CA	92587	32629 HAYDEN LN	MENIFEE	CA	92584
360-311-005	31681 RAILROAD CANYON RD 1	CANYON LAKE	CA	92587	32581 HAYDEN LN	MENIFEE	CA	92584
360-311-006	32605 HAYDEN LN	MENIFEE	CA	92584	32605 HAYDEN LN	MENIFEE	CA	92584
360-311-007	31681 RAILROAD CANYON RD 1	CANYON LAKE	CA	92587	32581 HAYDEN LN	MENIFEE	CA	92584
360-311-008	31681 RAILROAD CANYON RD 1	CANYON LAKE	CA	92587	32605 HAYDEN LN	MENIFEE	CA	92584
360-311-009	31681 RAILROAD CANYON RD 1	CANYON LAKE	CA	92587	32564 HAYDEN LN	MENIFEE	CA	92584
360-311-010	31618 RAILROAD CANYON RD	CANYON LAKE	CA	92587	N/AVAIL	MENIFEE	CA	92584
360-521-011	31018 LITTLE CAMILLE WAY	MENIFEE	CA	92584	31018 LITTLE CAMILLE WAY	MENIFEE	CA	92584
360-521-012	31013 LITTLE CAMILLE WAY	MENIFEE	CA	92584	31013 LITTLE CAMILLE WAY	MENIFEE	CA	92584
360-521-013	31027 LITTLE CAMILLE WAY	MENIFEE	CA	92584	31027 LITTLE CAMILLE WAY	MENIFEE	CA	92584
360-521-014	31041 LITTLE CAMILLE WAY	MENIFEE	CA	92584	31041 LITTLE CAMILLE WAY	MENIFEE	CA	92584
360-521-015	11000 WILSHIRE BLVD	LOS ANGELES	CA	90024	31055 LITTLE CAMILLE WAY	MENIFEE	CA	92584
360-521-016	31069 LITTLE CAMILLE WAY	MENIFEE	CA	92584	31069 LITTLE CAMILLE WAY	MENIFEE	CA	92584
360-521-017	31083 LITTLE CAMILLE WAY	MENIFEE	CA	92584	31083 LITTLE CAMILLE WAY	MENIFEE	CA	92584
360-521-018	31097 LITTLE CAMILLE WAY	MENIFEE	CA	92584	31097 LITTLE CAMILLE WAY	MENIFEE	CA	92584
360-521-019	31111 LITTLE CAMILLE WAY	MENIFEE	CA	92584	31111 LITTLE CAMILLE WAY	MENIFEE	CA	92584
360-530-001	31125 LITTLE CAMILLE WAY	MENIFEE	CA	92584	31125 LITTLE CAMILLE WAY	MENIFEE	CA	92584
360-530-002	31139 LITTLE CAMILLE WAY	MENIFEE	CA	92584	31139 LITTLE CAMILLE WAY	MENIFEE	CA	92584
360-530-003	33319 BRIGHTON WOOD ST	MENIFEE	CA	92584	31153 LITTLE CAMILLE WAY	MENIFEE	CA	92584
360-530-004	31167 LITTLE CAMILLE WAY	MENIFEE	CA	92584	31167 LITTLE CAMILLE WAY	MENIFEE	CA	92584
360-530-005	31181 LITTLE CAMILLE WAY	MENIFEE	CA	92584	31181 LITTLE CAMILLE WAY	MENIFEE	CA	92584
360-530-010	1500 S HAVEN AVE 100	ONTARIO	CA	91761	N/AVAIL	MENIFEE	CA	92584
362-040-024	32525 MURRIETA RD	MENIFEE	CA	92584	32525 MURRIETA RD	MENIFEE	CA	92584
362-040-026	32551 MURRIETA RD	MENIFEE	CA	92584	32551 MURRIETA RD	MENIFEE	CA	92584

ALBERHILL SYSTEM PROJECT
300' OWNERSHIP LIST
8/28/2009

APN	OWNER_ADDRESS	OWNER_CITY	OWNER_S	OWNER_2	SITE_ADDRESS	SITE_CITY	SITE_S	SITE_ZIP
362-040-048	40588 MAYBERRY AVE	HEMET	CA	92544	N/AVAIL	MENIFEE	CA	92584
362-040-049	40588 MAYBERRY AVE	HEMET	CA	92544	32701 MURRIETA RD	MENIFEE	CA	92584
362-060-024	32843 MURRIETA RD	MENIFEE	CA	92584	32843 MURRIETA RD	MENIFEE	CA	92584
362-060-025	32905 MURRIETA RD	MENIFEE	CA	92584	32905 MURRIETA RD	MENIFEE	CA	92584
362-060-029	24525 AVENIDA ARCONTE	MURRIETA	CA	92562	25995 WALDON RD	MENIFEE	CA	92584
362-060-039	27989 HOLLAND RD	MENIFEE	CA	92584	32935 MURRIETA RD	MENIFEE	CA	92584
362-110-025	196 WESTWOOD PL	UPLAND	CA	91786	N/AVAIL	MENIFEE	CA	92584
362-440-002	32017 MURRIETA RD	SUN CITY	CA	92584	N/AVAIL	MENIFEE	CA	92584
362-440-003	32017 MURRIETA RD	SUN CITY	CA	92584	32017 MURRIETA RD	MENIFEE	CA	92584
362-440-008	25900 GLENBURN RD	MENIFEE	CA	92584	25900 GLENBURN RD	MENIFEE	CA	92584
362-440-019	32231 MURRIETA RD	SUN CITY	CA	92584	N/AVAIL	MENIFEE	CA	92584
362-440-021	32231 MURRIETA RD	SUN CITY	CA	92584	N/AVAIL	MENIFEE	CA	92584
362-440-022	32231 MURRIETA RD	SUN CITY	CA	92584	32231 MURRIETA RD	MENIFEE	CA	92584
362-440-026	25905 GLENBURN RD	MENIFEE	CA	92584	25905 GLENBURN RD	MENIFEE	CA	92584
362-450-018	42030 AVENIDA ALVARADO A	TEMECULA	CA	92590	N/AVAIL	N/AVAIL	CA	N/AVAIL
362-450-029	418 ARCADIA WAY	WALNUT	CA	91789	N/AVAIL	MENIFEE	CA	92584
362-450-031	418 ARCADIA WAY	WALNUT	CA	91789	N/AVAIL	MENIFEE	CA	92584
362-450-032	32490 AVALON LN	MENIFEE	CA	92584	N/AVAIL	MENIFEE	CA	92584
362-450-036	3762 S MAIN ST	CORONA	CA	92882	N/AVAIL	MENIFEE	CA	92584
384-010-001	14606 WOODLAND DR 8	FONTANA	CA	92337	N/AVAIL	MENIFEE	CA	92584
384-010-002	26047 SCOTT RD	MENIFEE	CA	92584	26047 SCOTT RD	MENIFEE	CA	92584
360-020-038	31618 RAILROAD CANYON RD 1	CANYON LAKE	CA	92587	N/AVAIL	MENIFEE	CA	92584
360-020-039	31618 RAILROAD CANYON RD 1	CANYON LAKE	CA	92587	N/AVAIL	MENIFEE	CA	92584
360-020-040	30480 MURRIETA RD	SUN CITY	CA	92584	N/AVAIL	MENIFEE	CA	92584
360-020-041	30480 MURRIETA RD	SUN CITY	CA	92584	30480 MURRIETA RD	SUN CITY	CA	92584
338-160-014	30342 ESPERANZA	RCHO STATION MARG	CA	92688	26100 NEWPORT RD	MENIFEE	CA	92584
338-160-015	PO BOX 20	BOISE	ID	83726	26100 NEWPORT RD	MENIFEE	CA	92584
338-160-017	PO BOX 1572	RANCHO SANTA FE	CA	92067	29950 MURRIETA RD	SUN CITY	CA	92584
338-271-009	26215 LAZY CREEK RD	SUN CITY	CA	92586	29799 KRATKA RIDGE LN	SUN CITY	CA	92586
338-271-010	29811 KRATKA RIDGE LN	SUN CITY	CA	92586	29811 KRATKA RIDGE LN	SUN CITY	CA	92586
338-271-011	29823 KRATKA RIDGE LN	SUN CITY	CA	92586	29823 KRATKA RIDGE LN	SUN CITY	CA	92586
338-271-012	29835 KRATKA RIDGE LN	SUN CITY	CA	92586	29835 KRATKA RIDGE LN	SUN CITY	CA	92586
338-271-013	29847 KRATKA RIDGE LN	SUN CITY	CA	92586	29847 KRATKA RIDGE LN	SUN CITY	CA	92586
338-271-014	29861 KRATKA RIDGE LN	SUN CITY	CA	92586	29861 KRATKA RIDGE LN	SUN CITY	CA	92586
338-271-015	29875 KRATKA RIDGE LN	SUN CITY	CA	92586	29875 KRATKA RIDGE LN	SUN CITY	CA	92586
338-271-016	29887 KRATKA RIDGE LN	SUN CITY	CA	92586	29887 KRATKA RIDGE LN	SUN CITY	CA	92586
338-271-017	29899 KRATKA RIDGE LN	SUN CITY	CA	92586	29899 KRATKA RIDGE LN	SUN CITY	CA	92586
338-273-005	29906 KRATKA RIDGE LN	SUN CITY	CA	92586	29906 KRATKA RIDGE LN	SUN CITY	CA	92586
338-273-006	26067 SNOW CREEK DR	SUN CITY	CA	92586	26067 SNOW CREEK DR	SUN CITY	CA	92586
339-200-008	17618 MORNING SUN CT	RIVERSIDE	CA	92503	29801 MURRIETA RD	MENIFEE	CA	92584
339-200-009	PO BOX 800	ROSEMEAD	CA	91770	N/AVAIL	MENIFEE	CA	92584
339-200-059	PO BOX 150	SAN BERNARDINO	CA	92402	25904 NEWPORT RD	MENIFEE	CA	92584
339-200-060	PO BOX 8431	HARRISBURG	PA	17105	25908 NEWPORT RD	MENIFEE	CA	92584
339-200-063	PO BOX 150	COLTON	CA	92324	N/AVAIL	MENIFEE	CA	92584
358-090-014	509 CORBETT AVE	SAN FRANCISCO	CA	94114	30251 MURRIETA RD	MENIFEE	CA	92584
358-090-032	PO BOX 1545	SUN VALLEY	ID	83353	N/AVAIL	MENIFEE	CA	92584
360-011-025	501 SANTA MONICA PIER 312	SANTA MONICA	CA	90401	26015 NEWPORT RD	MENIFEE	CA	92584
360-011-027	501 SANTA MONICA PIER 312	SANTA MONICA	CA	90401	26025 NEWPORT RD	MENIFEE	CA	92584
360-011-028	501 SANTA MONICA PIER 312	SANTA MONICA	CA	90401	26035 NEWPORT RD	MENIFEE	CA	92584
358-100-004	25690 HOLLAND RD	MENIFEE	CA	92584	N/AVAIL	MENIFEE	CA	92584
358-100-005	N/AVAIL	N/AVAIL	N/AVAIL	N/AVAIL	N/AVAIL	MENIFEE	CA	92584
358-100-006	25710 HOLLAND RD	SUN CITY	CA	92584	25710 HOLLAND RD	MENIFEE	CA	92584
358-100-012	26011 HOLLAND RD	SUN CITY	CA	92584	N/AVAIL	MENIFEE	CA	92584
358-100-034	31271 CORTE ALHAMBRA	TEMECULA	CA	92592	N/AVAIL	MENIFEE	CA	92584
358-100-039	25991 SURREY RD	SUN CITY	CA	92584	25991 SURREY RD	MENIFEE	CA	92584
358-100-040	28638 RED GUM RD	LAKE ELSINORE	CA	92532	30950 MELVIN ST	MENIFEE	CA	92584
358-100-059	30969 MELVIN ST	MENIFEE	CA	92584	30969 MELVIN ST	MENIFEE	CA	92584
358-100-060	30990 MELVIN ST	MENIFEE	CA	92584	30990 MELVIN ST	MENIFEE	CA	92584

ALBERHILL SYSTEM PROJECT
300' OWNERSHIP LIST
8/28/2009

APN	OWNER_ADDRESS	OWNER_CITY	OWNER_S	OWNER_Z	SITE_ADDRESS	SITE_CITY	SITE_S	SITE_ZIP
358-100-061	12228 GAY RIO DR	LAKESIDE	CA	92040	30970 MELVIN ST	MENIFEE	CA	92584
358-100-062	30901 MURRIETA RD	MENIFEE	CA	92584	N/AVAIL	MENIFEE	CA	92584
358-100-066	1522 E WARNER AVE 1	SANTA ANA	CA	92705	N/AVAIL	N/AVAIL	CA	N/AVAIL
358-130-010	31239 BYERS ST	MENIFEE	CA	92584	31137 BYERS ST	MENIFEE	CA	92584
358-130-011	31039 BYERS ST	SUN CITY	CA	92584	31039 BYERS ST	MENIFEE	CA	92584
358-130-012	31031 BYERS ST	MENIFEE	CA	92584	31031 BYERS ST	MENIFEE	CA	92584
358-130-013	31002 ANNA LN	MENIFEE	CA	92584	31002 ANNA LN	MENIFEE	CA	92584
358-130-028	31415 BYERS ST	MENIFEE	CA	92584	31415 BYERS ST	MENIFEE	CA	92584
358-130-029	PO BOX 736	WILDOMAR	CA	92595	31275 BYERS ST	MENIFEE	CA	92584
358-130-033	31401 BYERS ST	SUN CITY	CA	92584	31401 BYERS ST	MENIFEE	CA	92584
358-130-039	2305 190TH ST	REDONDO BEACH	CA	90278	N/AVAIL	MENIFEE	CA	92584
358-130-040	709 VIA SOMONTE	PALOS VERDES ESTATES	CA	90274	N/AVAIL	MENIFEE	CA	92584
358-130-043	31566 RAILROAD CANYON RD	CANYON LAKE	CA	92587	31451 BYERS ST	MENIFEE	CA	92584
358-130-044	3909 RECHE RD 140	FALLBROOK	CA	92028	31531 BYERS ST	MENIFEE	CA	92584
358-130-045	31150 ANNA LN	SUN CITY	CA	92584	31150 ANNA LN	MENIFEE	CA	92584
358-130-046	31200 ANNA LN	SUN CITY	CA	92584	31200 ANNA LN	MENIFEE	CA	92584
358-130-047	31215 BYERS ST	MENIFEE	CA	92584	31215 BYERS ST	MENIFEE	CA	92584
358-130-049	40402 VIA SIENA	MURRIETA	CA	92562	31074 ANNA LN	MENIFEE	CA	92584
358-130-054	31875 BYERS ST	MENIFEE	CA	92584	N/AVAIL	MENIFEE	CA	92584
358-130-055	24100 PENNSYLVANIA AVE 73	LOMITA	CA	90717	N/AVAIL	MENIFEE	CA	92584
358-130-059	31785 BYERS ST	MENIFEE	CA	92584	31785 BYERS ST	MENIFEE	CA	92584
358-130-060	31239 BYERS ST	SUN CITY	CA	92584	31239 BYERS ST	MENIFEE	CA	92584
358-130-065	13591 BONWICK DR	WHITTIER	CA	90601	N/AVAIL	MENIFEE	CA	92584
358-130-066	PO BOX 14	NUEVO	CA	92567	N/AVAIL	MENIFEE	CA	92584
358-140-001	25509 HOLLAND RD	SUN CITY	CA	92584	25509 HOLLAND RD	MENIFEE	CA	92584
358-140-002	25509 HOLLAND RD	SUN CITY	CA	92584	N/AVAIL	MENIFEE	CA	92584
358-140-003	31040 BYERS ST	MENIFEE	CA	92584	N/AVAIL	MENIFEE	CA	92584
358-140-004	31040 BYERS ST	MENIFEE	CA	92584	N/AVAIL	MENIFEE	CA	92584
358-140-005	80300 ANTELOPE RD 1424	MENIFEE	CA	92584	31048 BYERS ST	MENIFEE	CA	92584
358-140-008	31060 BYERS ST	MENIFEE	CA	92584	31080 BYERS ST	MENIFEE	CA	92584
358-140-009	31170 BYERS ST	MENIFEE	CA	92584	31170 BYERS ST	MENIFEE	CA	92584
358-140-010	31190 BYERS ST	MENIFEE	CA	92584	31190 BYERS ST	MENIFEE	CA	92584
358-140-011	31200 BYERS ST	SUN CITY	CA	92584	31200 BYERS ST	MENIFEE	CA	92584
358-140-012	22520 CORSON ST	MENIFEE	CA	92584	25520 CORSON AVE	MENIFEE	CA	92584
358-140-021	31061 HAWTHORNE ST	MENIFEE	CA	92584	31061 HAWTHORNE ST	MENIFEE	CA	92584
358-140-022	31061 HAWTHORNE ST	MENIFEE	CA	92584	31051 HAWTHORNE ST	MENIFEE	CA	92584
358-140-023	25609 HOLLAND RD	SUN CITY	CA	92584	25609 HOLLAND RD	MENIFEE	CA	92584
358-140-025	31060 BYERS ST	SUN CITY	CA	92584	31060 BYERS ST	MENIFEE	CA	92584
358-140-026	31060 BYERS ST	MENIFEE	CA	92584	N/AVAIL	MENIFEE	CA	92584
358-140-027	31060 BYERS ST	MENIFEE	CA	92584	31050 BYERS ST	MENIFEE	CA	92584
358-150-001	25690 HOLLAND RD	MENIFEE	CA	92584	N/AVAIL	MENIFEE	CA	92584
358-150-002	25690 HOLLAND RD	MENIFEE	CA	92584	N/AVAIL	MENIFEE	CA	92584
358-150-003	801 N FORD AVE	FULLERTON	CA	92832	31080 HAWTHORNE ST	MENIFEE	CA	92584
358-150-021	31075 GEARY ST	MENIFEE	CA	92584	31075 GEARY ST	MENIFEE	CA	92584
358-150-022	31031 GEARY ST	MENIFEE	CA	92584	31031 GEARY ST	MENIFEE	CA	92584
358-150-023	31031 GEARY ST	MENIFEE	CA	92584	25731 HOLLAND RD	MENIFEE	CA	92584
358-160-020	25809 HOLLAND RD	SUN CITY	CA	92584	25809 HOLLAND RD	MENIFEE	CA	92584
358-160-035	31011 MELVIN ST	MENIFEE	CA	92584	31011 MELVIN ST	MENIFEE	CA	92584
358-160-036	22940 GRAY FOX DR	CANYON LAKE	CA	92587	25861 HOLLAND RD	MENIFEE	CA	92584
358-160-037	31071 MELVIN ST	SUN CITY	CA	92584	31071 MELVIN ST	MENIFEE	CA	92584
358-160-040	31070 GEARY ST	MENIFEE	CA	92584	31070 GEARY ST	MENIFEE	CA	92584
358-160-041	25785 HOLLAND RD	SUN CITY	CA	92584	25785 HOLLAND RD	MENIFEE	CA	92584
358-170-003	25891 HOLLAND RD	MENIFEE	CA	92584	31040 MELVIN ST	MENIFEE	CA	92584
358-170-021	25891 HOLLAND RD	MENIFEE	CA	92584	N/AVAIL	MENIFEE	CA	92584
358-170-022	25891 HOLLAND RD	MENIFEE	CA	92584	31045 MURRIETA RD	MENIFEE	CA	92584
358-170-023	25891 HOLLAND RD	MENIFEE	CA	92584	N/AVAIL	MENIFEE	CA	92584
358-170-024	25891 HOLLAND RD	MENIFEE	CA	92584	N/AVAIL	MENIFEE	CA	92584
358-170-026	25891 HOLLAND RD	MENIFEE	CA	92584	25891 HOLLAND RD	MENIFEE	CA	92584

ALBERHILL SYSTEM PROJECT
300' OWNERSHIP LIST
8/28/2009

APN	OWNER_ADDRESS	OWNER_CITY	OWNER_S	OWNER_Z	SITE_ADDRESS	SITE_CITY	SITE_S	SITE_ZIP
358-180-001	PO BOX 797	MURRIETA	CA	92564	25551 CORSON AVE	MENIFEE	CA	92584
358-180-002	31310 BYERS ST	SUN CITY	CA	92584	31310 BYERS ST	MENIFEE	CA	92584
358-180-003	31342 BYERS ST	SUN CITY	CA	92584	31342 BYERS ST	SUN CITY	CA	92584
358-180-004	31362 BYERS ST	SUN CITY	CA	92584	31362 BYERS ST	MENIFEE	CA	92584
358-180-005	31388 BYERS ST	MENIFEE	CA	92584	31388 BYERS ST	MENIFEE	CA	92584
358-180-006	31392 BYERS ST	SUN CITY	CA	92584	31392 BYERS ST	MENIFEE	CA	92584
358-180-007	31400 BYERS ST	MENIFEE	CA	92584	31400 BYERS ST	MENIFEE	CA	92584
358-180-008	31440 BYERS ST	SUN CITY	CA	92584	31440 BYERS ST	MENIFEE	CA	92584
358-180-009	PO BOX 2716	AVALON	CA	90704	31450 BYERS ST	MENIFEE	CA	92584
358-180-010	25540 CRAIG AVE	SUN CITY	CA	92584	25540 CRAIG AVE	MENIFEE	CA	92584
358-231-001	200 S MAIN ST 300	CORONA	CA	92882	N/AVAIL	MENIFEE	CA	92584
358-231-002	200 S MAIN ST 300	CORONA	CA	92882	N/AVAIL	MENIFEE	CA	92584
358-231-003	200 S MAIN ST 300	CORONA	CA	92882	N/AVAIL	MENIFEE	CA	92584
358-231-004	200 S MAIN ST 300	CORONA	CA	92882	N/AVAIL	MENIFEE	CA	92584
358-231-005	200 S MAIN ST 300	CORONA	CA	92882	N/AVAIL	MENIFEE	CA	92584
358-231-006	200 S MAIN ST 300	CORONA	CA	92882	N/AVAIL	MENIFEE	CA	92584
358-231-007	200 S MAIN ST 300	CORONA	CA	92882	N/AVAIL	MENIFEE	CA	92584
358-231-008	200 S MAIN ST 300	CORONA	CA	92882	N/AVAIL	MENIFEE	CA	92584
358-232-001	200 S MAIN ST 300	CORONA	CA	92882	N/AVAIL	MENIFEE	CA	92584
358-232-002	200 S MAIN ST 300	CORONA	CA	92882	N/AVAIL	MENIFEE	CA	92584
358-240-001	25530 ROLLING HILLS DR	SUN CITY	CA	92584	25530 ROLLING HILLS DR	MENIFEE	CA	92584
358-240-003	25520 ROLLING HILLS DR	MENIFEE	CA	92584	25520 ROLLING HILLS DR	MENIFEE	CA	92584
358-240-018	PO BOX 2	EAST BOOTHBAY	ME	4544	25575 ROLLING HILLS DR	MENIFEE	CA	92584
358-240-046	25520 GARBANI RD	MENIFEE	CA	92584	25520 GARBANI RD	MENIFEE	CA	92584
360-040-015	26011 HOLLAND RD	SUN CITY	CA	92584	26011 HOLLAND RD	MENIFEE	CA	92584
360-521-012	31013 LITTLE CAMILLE WAY	MENIFEE	CA	92584	31013 LITTLE CAMILLE WAY	MENIFEE	CA	92584
360-521-013	31027 LITTLE CAMILLE WAY	MENIFEE	CA	92584	31027 LITTLE CAMILLE WAY	MENIFEE	CA	92584
360-521-014	31041 LITTLE CAMILLE WAY	MENIFEE	CA	92584	31041 LITTLE CAMILLE WAY	MENIFEE	CA	92584
362-020-009	32025 BYERS ST	MENIFEE	CA	92584	32025 BYERS ST	MENIFEE	CA	92584
362-020-011	29425 CROW RDG	LAGUNA NIGUEL	CA	92677	32097 BYERS ST	MENIFEE	CA	92584
362-020-021	32235 BYERS ST	SUN CITY	CA	92584	32235 BYERS ST	MENIFEE	CA	92584
362-020-022	25482 BARNES LN	MENIFEE	CA	92584	25482 BARNES LN	MENIFEE	CA	92584
362-020-023	32237 MURRIETA RD	SUN CITY	CA	92584	32237 MURRIETA RD	MENIFEE	CA	92584
362-020-024	16787 BEACH BLVD 100	HUNTINGTON BEACH	CA	92647	N/AVAIL	MENIFEE	CA	92584
362-040-013	PO BOX 2139	TEMPLE CITY	CA	91780	25720 WALDON RD	MENIFEE	CA	92584
362-040-018	28278 WINDSAIL CT	MENIFEE	CA	92584	N/AVAIL	MENIFEE	CA	92584
362-040-030	PO BOX 1382	LAKE ELSINORE	CA	92531	N/AVAIL	MENIFEE	CA	92584
362-040-031	PO BOX 1096	LAKE ELSINORE	CA	92531	N/AVAIL	MENIFEE	CA	92584
362-040-036	32535 MURRIETA RD	SUN CITY	CA	92584	32535 MURRIETA RD	MENIFEE	CA	92584
362-040-037	25605 WICKERD RD	SUN CITY	CA	92584	25605 WICKERD RD	MENIFEE	CA	92584
362-040-038	32600 BYERS ST	SUN CITY	CA	92584	32600 BYERS ST	SUN CITY	CA	92584
362-040-040	25390 WALDON RD	MENIFEE CACA	CA	92584	25390 WALDON RD	MENIFEE	CA	92584
362-040-041	25420 WALDON RD	SUN CITY	CA	92584	25420 WALDON RD	MENIFEE	CA	92584
362-040-042	25452 WALDON RD	MENIFEE	CA	92584	25452 WALDON RD	MENIFEE	CA	92584
362-050-003	1729 W TANYA RD	PHOENIX	AZ	85086	N/AVAIL	MENIFEE	CA	92584
362-050-004	PO BOX 3731	TORRANCE	CA	90510	N/AVAIL	MENIFEE	CA	92584
362-050-005	31215 BYERS ST	MENIFEE	CA	92584	N/AVAIL	MENIFEE	CA	92584
362-050-006	25425 WALDON RD	SUN CITY	CA	92584	25425 WALDON RD	SUN CITY	CA	92584
362-050-007	25453 WALDON RD	MENIFEE	CA	92584	25453 WALDON RD	MENIFEE	CA	92584
362-050-008	25471 WALDON RD	SUN CITY	CA	92584	25471 WALDON RD	MENIFEE	CA	92584
362-050-010	PO BOX 3731	TORRANCE	CA	90510	N/AVAIL	MENIFEE	CA	92584
362-050-011	25420 BUNDY CANYON RD	MENIFEE	CA	92584	25420 BUNDY CANYON RD	MENIFEE	CA	92584
362-050-013	PO BOX 3731	TORRANCE	CA	90510	N/AVAIL	MENIFEE	CA	92584
362-050-014	25435 BUNDY CANYON RD	MENIFEE	CA	92584	25435 BUNDY CANYON RD	MENIFEE	CA	92584
362-060-001	25543 WALDON RD	SUN CITY	CA	92584	25543 WALDON RD	MENIFEE	CA	92584
362-280-011	21393 SILVER SPUR LN	WILDOMAR	CA	92595	25391 BUNDY CANYON RD	MENIFEE	CA	92584
362-280-012	33040 WRIGHT RD	MENIFEE	CA	92584	33040 WRIGHT RD	MENIFEE	CA	92584
362-280-016	24421 SAINT JAMES DR	MORENO VALLEY	CA	92553	N/AVAIL	MENIFEE	CA	92584

ALBERHILL SYSTEM PROJECT
300' OWNERSHIP LIST
8/28/2009

APN	OWNER_ADDRESS	OWNER_CITY	OWNER_S	OWNER_Z	SITE_ADDRESS	SITE_CITY	SITE_S	SITE_ZIP
362-280-018	5175 VISTA MONTANA	YORBA LINDA	CA	92886	N/AVAIL	MENIFEE	CA	92584
362-430-014	W8247 COUNTY ROAD P	BROWNTOWN	WI	53522	N/AVAIL	MENIFEE	CA	92584
362-430-016	32255 BYERS ST	MENIFEE	CA	92584	32255 BYERS ST	MENIFEE	CA	92584
362-430-018	32385 BYERS ST	MENIFEE	CA	92584	32385 BYERS ST	MENIFEE	CA	92584
362-440-001	25735 GARBANI RD	MENIFEE	CA	92584	25735 GARBANI RD	MENIFEE	CA	92584
362-440-004	26982 BAKER CANYON RD	SILVERADO	CA	92676	N/AVAIL	N/AVAIL	CA	N/AVAIL
362-440-009	25576 BARNES LN	MENIFEE	CA	92584	25576 BARNES LN	MENIFEE	CA	92584
362-440-013	32224 BYERS ST	SUN CITY	CA	92584	32224 BYERS ST	MENIFEE	CA	92584
362-440-014	32249 MURRIETA RD	MENIFEE	CA	92584	32248 BYERS ST	MENIFEE	CA	92584
362-450-001	32280 BYERS ST	MENIFEE	CA	92584	32280 BYERS ST	MENIFEE	CA	92584
362-450-004	25540 ADJER ST	MENIFEE	CA	92584	25540 ADJER ST	MENIFEE	CA	92584
362-450-005	12708 STONEACRE AVE	LYNWOOD	CA	90262	N/AVAIL	MENIFEE	CA	92584
362-450-008	25560 WICKERD RD	SUN CITY	CA	92584	25560 WICKERD RD	MENIFEE	CA	92584
390-100-002	4080 LEMON ST 12TH	RIVERSIDE	CA	92501	N/AVAIL	PERRIS	CA	92570
390-110-007	3700 ANDREAS HILLS DR	PALM SPRINGS	CA	92264	N/AVAIL	N/AVAIL	CA	N/AVAIL
391-060-006	4080 LEMON ST 12TH	RIVERSIDE	CA	92501	N/AVAIL	PERRIS	CA	92570
391-120-009	37758 SILVER BREEZE CT	MURRIETA	CA	92563	N/AVAIL	CORONA	CA	N/AVAIL
391-120-010	37758 SILVER BREEZE CT	MURRIETA	CA	92563	14800 CONCORDIA RANCH RD	LAKE ELSINORE	CA	92530
391-120-011	6349 RIVERSIDE AVE	RIVERSIDE	CA	92506	N/AVAIL	CORONA	CA	N/AVAIL
391-120-012	2550 S SANTA FE AVE	VISTA	CA	92084	14740 HWY 71	LAKE ELSINORE	CA	92532
391-120-023	591 MOUNT HUNTER WAY	BOULDER CITY	NV	89005	N/AVAIL	CORONA	CA	N/AVAIL
391-120-026	2262 SALT AIR DR	SANTA ANA	CA	92705	N/AVAIL	N/AVAIL	CA	N/AVAIL
391-160-021	591 MOUNT HUNTER WAY	BOULDER CITY	NV	89005	N/AVAIL	CORONA	CA	N/AVAIL
391-160-022	600 JOHN ST	MANHATTAN BEACH	CA	90266	N/AVAIL	CORONA	CA	N/AVAIL
391-110-006	1136 HUMMINGBIRD LN	CORONA	CA	92882	N/AVAIL	N/AVAIL	CA	N/AVAIL
391-110-007	1136 HUMMINGBIRD LN	CORONA	CA	92882	13600 HWY 71	CORONA	CA	92881
391-110-022	PO BOX 3000	LAKE ELSINORE	CA	92531	N/AVAIL	N/AVAIL	CA	N/AVAIL
391-120-002	2262 SALT AIR DR	SANTA ANA	CA	92705	14114 TEMESCAL CANYON RD	CORONA	CA	92883
391-120-003	14016 TEMESCAL CANYON RD	CORONA	CA	92883	14116 HWY 71	LAKE ELSINORE	CA	92530
391-120-015	PO BOX 3000	LAKE ELSINORE	CA	92531	N/AVAIL	CORONA	CA	N/AVAIL
391-120-016	14116 TEMESCAL CANYON RD	CORONA	CA	92883	14116 HWY 71	PERRIS	CA	92570
391-120-017	512 CHANEY ST	LAKE ELSINORE	CA	92530	N/AVAIL	CORONA	CA	N/AVAIL
391-120-018	856 HARNESS LN	NORCO	CA	92860	N/AVAIL	CORONA	CA	N/AVAIL
391-120-022	2262 SALT AIR DR	SANTA ANA	CA	92705	N/AVAIL	CORONA	CA	N/AVAIL
391-120-023	591 MOUNT HUNTER WAY	BOULDER CITY	NV	89005	N/AVAIL	CORONA	CA	N/AVAIL
391-120-024	2262 SALT AIR DR	SANTA ANA	CA	92705	N/AVAIL	CORONA	CA	N/AVAIL
391-120-026	2262 SALT AIR DR	SANTA ANA	CA	92705	N/AVAIL	N/AVAIL	CA	N/AVAIL
391-150-027	2801 HARBOR VIEW DR	CORONA DEL MAR	CA	92625	14221 TEMESCAL CANYON RD	CORONA	CA	92883
391-160-021	591 MOUNT HUNTER WAY	BOULDER CITY	NV	89005	N/AVAIL	CORONA	CA	N/AVAIL
391-160-022	600 JOHN ST	MANHATTAN BEACH	CA	90266	N/AVAIL	CORONA	CA	N/AVAIL
391-480-015	3133 MISSION INN AVE	RIVERSIDE	CA	92507	N/AVAIL	CORONA	CA	92532
391-480-016	23622 CALABASAS RD 149	CALABASAS	CA	91302	N/AVAIL	CORONA	CA	92883
391-480-018	23622 CALABASAS RD 149	CALABASAS	CA	91302	N/AVAIL	CORONA	CA	N/AVAIL
330-210-010	25955 FLOYD AVE	SUN CITY	CA	92585	26399 MURRIETA RD	SUN CITY	CA	92585
330-210-013	25955 FLOYD AVE	SUN CITY	CA	92585	26429 MURRIETA RD	SUN CITY	CA	92585
330-210-061	14799 CHESTNUT ST	WESTMINSTER	CA	92683	N/AVAIL	SUN CITY	CA	92585
330-280-013	26566 CALLE GREGORIO	SUN CITY	CA	92585	26566 CALLE GREGORIO	ROMOLAND	CA	92585
330-280-014	26556 CALLE GREGORIO	ROMOLAND	CA	92585	26556 CALLE GREGORIO	ROMOLAND	CA	92585
330-280-015	26548 CALLE GREGORIO	SUN CITY	CA	92585	26548 CALLE GREGORIO	ROMOLAND	CA	92585
330-280-016	26538 CALLE GREGORIO	ROMOLAND	CA	92585	26538 CALLE GREGORIO	ROMOLAND	CA	92585
330-280-017	26530 CALLE GREGORIO	SUN CITY	CA	92585	26530 CALLE GREGORIO	ROMOLAND	CA	92585
330-280-018	25970 CAMINO JUAREZ	ROMOLAND	CA	92585	25970 CAMINO JUAREZ	ROMOLAND	CA	92585
330-280-019	25960 CAMINO JUAREZ	SUN CITY	CA	92585	25960 CAMINO JUAREZ	ROMOLAND	CA	92585
330-280-020	25950 CAMINO JUAREZ	SUN CITY	CA	92585	25950 CAMINO JUAREZ	ROMOLAND	CA	92585
330-280-021	25940 CAMINO JUAREZ	ROMOLAND	CA	92585	25940 CAMINO JUAREZ	ROMOLAND	CA	92585
330-280-034	25945 CAMINO JUAREZ	ROMOLAND	CA	92585	25945 CAMINO JUAREZ	ROMOLAND	CA	92585
330-280-035	25955 CAMINO JUAREZ	SUN CITY	CA	92585	25955 CAMINO JUAREZ	ROMOLAND	CA	92585
330-280-036	25965 CAMINO JUAREZ	SUN CITY	CA	92585	25965 CAMINO JUAREZ	ROMOLAND	CA	92585

ALBERHILL SYSTEM PROJECT
 300' OWNERSHIP LIST
 8/28/2009

APN	OWNER_ADDRESS	OWNER_CITY	OWNER_S	OWNER_Z	SITE_ADDRESS	SITE_CITY	SITE_S	SITE_ZIP
330-280-046	26681 CALLE GREGORIO	SUN CITY	CA	92585	N/AVAIL	SUN CITY	CA	92585
330-280-047	26681 CALLE GREGORIO	SUN CITY	CA	92585	N/AVAIL	SUN CITY	CA	92585
331-020-005	3228 LONG LAKE DR SE	OLYMPIA	WA	98503	N/AVAIL	SUN CITY	CA	92585
331-020-015	14799 CHESTNUT ST	WESTMINSTER	CA	92683	N/AVAIL	SUN CITY	CA	92585
331-040-055	26510 MURRIETA RD	ROMOLAND	CA	92585	26510 MURRIETA RD	ROMOLAND	CA	92585
331-040-056	286 NUEVO RD	PERRIS	CA	92571	26125 MCLAUGHLIN RD	ROMOLAND	CA	92585
331-040-060	26012 NOVA LN	SUN CITY	CA	92585	26012 NOVA LN	SUN CITY	CA	92585

Appendix F

FIELD MANAGEMENT PLAN

Alberhill System Project

TABLE OF CONTENTS

I.	Executive Summary	6
II.	Background Regarding EMF And Public Health Research On EMF.....	16
III.	Application Of the CPUC’s “No-Cost And Low-Cost” EMF Policy To This Project.....	19
IV.	Project Description.....	23
V.	Evaluation of “No-Cost and Low-Cost” Magnetic Field Reduction Design Options	29
VI.	Final Recommendations for Implementing “No-Cost and Low-Cost” Magnetic Field Reduction Design Options	62
VII.	Appendix A: Two-Dimensional Model Assumptions and Year 2014 Forecasted Loading Conditions.....	66

LIST OF TABLES

Table 1.	Summary of “No-cost and Low-cost” Magnetic Field Reduction Design Options.....	9
Table 2.	A Comparison of Calculated Magnetic Field Levels for the Proposed 500 kV T/L Segments.....	33
Table 3.	A Comparison of Calculated Magnetic Field Levels for Section 1	37
Table 4.	A Comparison of Calculated Magnetic Field Levels for Section 2.....	41
Table 5.	A Comparison of Calculated Magnetic Field Levels for Section 3	45
Table 6.	A Comparison of Calculated Magnetic Field Levels for Section 4.....	49
Table 7.	A Comparison of Calculated Magnetic Field Levels for Section 5	53
Table 8.	A Comparison of Calculated Magnetic Field Levels for Section 6.....	57

Table 9. Calculated Magnetic Field Levels for Section 7.....	60
Table 10. Substation Checklist for Examining No-cost and Low-cost Magnetic Field Reduction Design Options.....	61
Table 11. Year 2014 Forecasted Loading Conditions for Proposed 500 kV and 115 kV Lines ..	67
Table 12. Existing 115 kV Subtransmission Line Loads.....	67

LIST OF FIGURES

Figure 1. Project Area and Proposed 500 kV T/L Segments.....	26
Figure 2. Alberhill 115 kV Subtransmission Line Sections for EMF Analysis.....	28
Figure 3. Proposed 500 kV T/L Design (Looking Northeast)	31
Figure 4. A Design Comparison of Calculated Magnetic Field Levels For Proposed 500 kV T/Ls (Looking Northeast).....	32
Figure 5. Existing Alberhill 115 kV Design in 2011 - Section 1 (Looking Southeast).....	34
Figure 6. Proposed Alberhill 115 kV Design - Section 1 (Looking Southeast)	35
Figure 7. A Design Comparison of Calculated Magnetic Field Levels for Alberhill 115 kV Lines - Section 1 (Looking Southeast)	36
Figure 8. Existing 115 kV Design in 2011 - Section 2 (Looking Southeast)	38
Figure 9. Proposed Alberhill 115 kV Design - Section 2 (Looking Southeast)	39
Figure 10. A Design Comparison of Calculated Magnetic Field Levels for Alberhill 115 kV Lines - Section 2 (Looking Southeast).....	40
Figure 11. Existing Alberhill 115 kV Design in 2011 - Section 3 (Looking Southeast).....	42
Figure 12. Proposed Alberhill 115 kV Design - Section 3	43

Figure 13. A Design Comparison of Calculated Magnetic Field Levels for Alberhill 115 kV Lines - Section 3 (Looking Southeast).....	44
Figure 14. Existing Alberhill 115 kV Design in 2011 - Section 4 (Looking Southeast).....	46
Figure 15. Proposed Alberhill 115 kV Design - Section 4 (Looking Southeast)	47
Figure 16. A Design Comparison of Calculated Magnetic Field Levels for Alberhill 115 kV Lines - Section 4 (Looking Southeast).....	48
Figure 17. Existing Alberhill 115 kV Design in 2011 - Section 5 (Looking Southeast).....	50
Figure 18. Proposed Alberhill 115 kV Design - Section 5	51
Figure 19. A Design Comparison of Calculated Magnetic Field Levels for Alberhill 115 kV Lines Section 5 (Looking Southeast).....	52
Figure 20. Existing Alberhill 115 kV Design in 2011 - Section 6 (Looking East).....	54
Figure 21. Proposed Alberthill 115 kV Design - Section 6 (Looking East).....	55
Figure 22. A Design Comparison of Calculated Magnetic Field Levels for Alberhill 115 kV Lines - Section 6 (Looking East)	56
Figure 23. Proposed Alberhill 115 kV Design - Section 7 (Looking North).....	58
Figure 24. Calculated Magnetic Field Levels for Alberhill 115 kV - Section 7.....	59

List of Terms

ACSR	aluminum conductor steel reinforced
CDHS	California Department of Health Services
C/L	center line
CPCN	Certificate of Public Convenience and Necessity
CPUC	California Public Utilities Commission
ELF	Extremely Low Frequency
EMF	electric and magnetic fields
FMP	field management plan
GIS	gas insulated switchgear
GO	General Order
IARC	International Agency for Research on Cancer
kV	kilovolt
LST	lattice steel tower
LWS	light weight steel
mG	milliGauss
MVA	megavolt-ampere
MW	megawatt
NIEHS	National Institute of Environmental Health Sciences
NRPB	National Radiation Protection Board
OHGW	overhead ground wire
OPGW	optical ground wire
PTC	Permit to Construct
RAPID	Research and Public Information Dissemination
R-O-W	right-of-way
SCE	Southern California Edison
T/L	transmission line
TSP	tubular steel pole
VAR	volt ampere reactive
WHO	World Health Organization

I. EXECUTIVE SUMMARY

This document is Southern California Edison Company's (SCE) Field Management Plan (FMP) for the proposed Alberhill System Project (Proposed Project). The purpose of this project is to serve current and projected demand for electricity, and maintain electric system reliability in portions of southwestern Riverside County including the cities of Lake Elsinore, Canyon Lake, Perris, Menifee, Murrieta, Murrieta Hot Springs, Temecula, and Wildomar, as well as the surrounding unincorporated portions of Riverside County (Electrical Needs Area).

In addition to serving the forecasted demand for the Electrical Needs Area, the Proposed Project would relieve the Valley South 115 kilovolt (kV) System by transferring electrical demand from this system to the new Alberhill system. The Proposed Project would also improve electrical reliability and operational flexibility in southwestern Riverside County.

The Proposed Project would include the following major components:

- Construction of a new 1,120 megavolt ampere (MVA) 500/115 kV substation to increase electrical service capacity to the area presently served by the Valley South 115 kV System
- Construction of two new 500 kV transmission line (T/L) segments to connect the new substation to SCE's existing Serrano-Valley 500 kV T/L
- Construction of a new 115 kV subtransmission line (approximately three miles in length) and modifications to four existing 115 kV subtransmission lines to transfer five existing 115/12 kV substations (Ivyglen, Fogarty (expected to be constructed 2011), Elsinore,

Skylark, and Newcomb Substations) presently served by the Valley South 115 kV System to the new Alberhill 500/115 kV Substation

SCE provides this FMP in order to inform the public, the California Public Utilities Commission (CPUC), and other interested parties of its evaluation of “no-cost and low-cost” magnetic field reduction design options for this project, and SCE’s proposed plan to apply these design options to this project. This FMP has been prepared in accordance with CPUC Decision No. 93-11-013 and Decision No. 06-01-042 relating to extremely low frequency (ELF)¹ electric and magnetic fields (EMF). This FMP also provides background on the current status of scientific research related to possible health effects of EMF, and a description of the CPUC’s EMF policy.

The “no-cost and low-cost” magnetic field reduction design options that are incorporated into the design of the Proposed Project are as follows:

- Utilize taller structures than would be required for engineering reasons for the proposed 500 kV T/L southern segment where adjacent to residences
- Utilize subtransmission structure heights that meet or exceed SCE’s preferred EMF design criteria
- Utilize double-circuit construction that reduces spacing between circuits as compared with single-circuit construction for major portions of subtransmission lines
- Arrange the conductors of proposed T/L segments and subtransmission lines for magnetic field reduction

¹ The extremely low frequency is defined as the frequency range from 3 Hz to 3,000 Hz.

- Place major substation electrical equipment (such as transformers, switchracks, buses and underground duct banks) away from the substation property lines
- Configure the transfer and operating buses with the transfer bus closest to the nearest property line

Table 1 on page 9 summarizes “no-cost and low-cost” magnetic field reduction design options that SCE considered for the Proposed Project.

SCE’s plan for applying the above “no-cost and low-cost” magnetic field reduction design options for the Proposed Project is consistent with CPUC’s EMF policy and with the direction of leading national and international health agencies. Furthermore, the plan complies with SCE’s EMF Design Guidelines², and with applicable national and state safety standards for new electrical facilities.

² EMF Design Guidelines, August 2006.

Table 1. Summary of “No-cost and Low-cost” Magnetic Field Reduction Design Options

Area	Location ³	Adjacent Land Use ⁴	MF Reduction Design Options Considered	Estimated Cost to Adopt	Design Option(s) Adopted? (Yes/No)	Reason(s) if not adopted
Alberhill Substation	Located approximately 0.1 mile northeast of intersection of Interstate Highway 15 (I-15) and Temescal Canyon Road at Alberhill, California.	3,6	<ul style="list-style-type: none"> • Place major substation electrical equipment (such as transformers, switchracks, buses and underground duct banks) away from the substation property lines • Configure the transfer and operating buses with the transfer bus closest to the nearest property line 	<ul style="list-style-type: none"> • No-Cost* • No-Cost 	<ul style="list-style-type: none"> • Yes • Yes 	
500 kV T/L Southern Segment	Towers C1A2-1, and C1A2-2.	2,6	<ul style="list-style-type: none"> • Utilize taller structures where the proposed line runs adjacent to residences 	<ul style="list-style-type: none"> • Low-Cost 	<ul style="list-style-type: none"> • Yes 	
500 kV T/L Segments	Between Alberhill Substation and the original Serrano-Valley 500 kV T/L locations	2,6	<ul style="list-style-type: none"> • Arrange the conductors of proposed T/L segments for magnetic field reduction 	<ul style="list-style-type: none"> • No-Cost 	<ul style="list-style-type: none"> • Yes 	

³ This column shows the major cross streets, existing subtransmission lines, or substation name as reference points.

⁴ Land usage codes are as follows: 1) schools, licensed day-cares, and hospitals, 2) residential, 3) commercial/industrial, 4) recreational, 5) agricultural, and 6) undeveloped land.

* Included in the preliminary design.

Area	Location ³	Adjacent Land Use ⁴	MF Reduction Design Options Considered	Estimated Cost to Adopt	Design Option(s) Adopted? (Yes/No)	Reason(s) if not adopted
115 kV Section 1	From Alberhill Substation to the intersection of Temescal Canyon Road and Lake Street just south of the I-15. (Approximately 1.5 mile in length)	3,6	<ul style="list-style-type: none"> • Utilize subtransmission structure heights that meet or exceed SCE's preferred EMF design criteria • Utilize double-circuit construction that reduces spacing between circuits as compared with single-circuit construction for major portions of subtransmission lines • Arrange the conductors of subtransmission lines for magnetic field reduction 	<ul style="list-style-type: none"> • No-Cost* • No-Cost • No-Cost 	<ul style="list-style-type: none"> • Yes • Yes • Yes 	

* Included in the preliminary design.

Area	Location ³	Adjacent Land Use ⁴	MF Reduction Design Options Considered	Estimated Cost to Adopt	Design Option(s) Adopted? (Yes/No)	Reason(s) if not adopted
115 kV Section 2	From Temescal Canyon Road/Lake Street to Lake Street/Coal Ave. (Approximately 1.2 mile in length)	2,3,6	<ul style="list-style-type: none"> • Utilize subtransmission structure heights that meet or exceed SCE's preferred EMF design criteria • Utilize double-circuit construction that reduces spacing between circuits as compared with single-circuit construction for major portions of subtransmission lines • Arrange the conductors of subtransmission lines for magnetic field reduction 	<ul style="list-style-type: none"> • No-Cost* • No-Cost • No-Cost 	<ul style="list-style-type: none"> • Yes • Yes • Yes 	

* Included in the preliminary design.

Area	Location ³	Adjacent Land Use ⁴	MF Reduction Design Options Considered	Estimated Cost to Adopt	Design Option(s) Adopted? (Yes/No)	Reason(s) if not adopted
115 kV Section 3	From Lake Street/Coal Ave to the Third Street/Collier Ave in Lake Elsinore. (Approximately 6.5 miles in length)	2,3,6	<ul style="list-style-type: none"> • Utilize subtransmission structure heights that meet or exceed SCE's preferred EMF design criteria • Utilize double-circuit construction that reduces spacing between circuits as compared with single-circuit construction for major portions of subtransmission lines • Arrange the conductors of subtransmission lines for magnetic field reduction 	<ul style="list-style-type: none"> • No-Cost* • No-Cost • No-Cost 	<ul style="list-style-type: none"> • Yes • Yes • Yes 	

* Included in the preliminary design.

Area	Location ²	Adjacent Land Use ⁴	MF Reduction Design Options Considered	Estimated Cost to Adopt	Design Option(s) Adopted? (Yes/No)	Reason(s) if not adopted
115 kV Section 4	From Third Street/Collier Ave to 200 feet southeast of Collier Ave/Chaney Street along Collier Ave. (Approximately 0.3 mile in length)	2,3	<ul style="list-style-type: none"> • Utilize subtransmission structure heights that meet or exceed SCE's preferred EMF design criteria • Utilize double-circuit construction that reduces spacing between circuits as compared with single-circuit construction for major portions of subtransmission lines • Arrange the conductors of subtransmission lines for magnetic field reduction 	<ul style="list-style-type: none"> • No-Cost[*] • No-Cost • No-Cost 	<ul style="list-style-type: none"> • Yes • Yes • Yes 	

* Included in the preliminary design.

Area	Location ³	Adjacent Land Use ⁴	MF Reduction Design Options Considered	Estimated Cost to Adopt	Design Option(s) Adopted? (Yes/No)	Reason(s) if not adopted
115 kV Section 5	From East Hill Street/Flint Street in Lake Elsinore to Skylark Substation. (Approximately 4.5 miles in length)	2,3,6	<ul style="list-style-type: none"> • Utilize subtransmission structure heights that meet or exceed SCE's preferred EMF design criteria • Utilize double-circuit construction that reduces spacing between circuits as compared with single-circuit construction for major portions of subtransmission lines • Arrange the conductors of subtransmission lines for magnetic field reduction 	<ul style="list-style-type: none"> • No-Cost * • No-Cost • No-Cost 	<ul style="list-style-type: none"> • Yes • Yes • Yes 	

* Included in the preliminary design.

Area	Location ³	Adjacent Land Use ⁴	MF Reduction Design Options Considered	Estimated Cost to Adopt	Design Option(s) Adopted? (Yes/No)	Reason(s) if not adopted
115 kV Section 6	From Skylark Substation to the intersection of Scott Road and Murrieta Road in the City of Menifee. (Approximately 5.5 miles in length)	2,3,6	<ul style="list-style-type: none"> • Utilize subtransmission structure heights that meet or exceed SCE's preferred EMF design criteria • Utilize double-circuit construction that reduces spacing between circuits as compared with single-circuit construction for major portions of subtransmission lines • Arrange the conductors of subtransmission lines for magnetic field reduction 	<ul style="list-style-type: none"> • No-Cost[*] • No-Cost • No-Cost 	<ul style="list-style-type: none"> • Yes • Yes • Yes 	
115 kV Section 7	From Scott Road/Murrieta Road, to Newport Road/Murrieta Road. (Approximately 3 miles in length)	2,3,6	<ul style="list-style-type: none"> • Utilize subtransmission structure heights that meet or exceed SCE's preferred EMF design criteria 	<ul style="list-style-type: none"> • No-Cost[*] 	<ul style="list-style-type: none"> • Yes 	

* Included in the preliminary design.

II. BACKGROUND REGARDING EMF AND PUBLIC HEALTH RESEARCH ON EMF

There are many sources of power frequency⁵ electric and magnetic fields, including internal household and building wiring, electrical appliances, and electric power transmission and distribution lines. There have been numerous scientific studies about the potential health effects of EMF. After many years of research, the scientific community has been unable to determine if exposures to EMF cause health hazards. State and federal public health regulatory agencies have determined that setting numeric exposure limits is not appropriate.⁶

Many of the questions about possible connections between EMF exposures and specific diseases have been successfully resolved due to an aggressive international research program. However, potentially important public health questions remain about whether there is a link between EMF exposures and certain diseases, including childhood leukemia and a variety of adult diseases (e.g., adult cancers and miscarriages). As a result, some health authorities have identified magnetic field exposures as a possible human carcinogen. As summarized in greater detail below, these conclusions are consistent with the following published reports: the National Institute of Environmental Health Sciences (NIEHS) 1999⁷, the National Radiation Protection Board (NRPB) 2001⁸, the International Commission on non-Ionizing Radiation Protection (ICNIRP) 2001, the California Department of Health Services (CDHS) 2002⁹, and the International Agency for Research on Cancer (IARC) 2002¹⁰.

⁵ In U.S., it is 60 Hertz (Hz).

⁶ CPUC Decision 06-01-042, p. 6, footnote 10

⁷ National Institute of Environmental Health Sciences' Report on Health Effects from Exposures to Power-Line frequency Electric and Magnetic Fields, NIH Publication No. 99-4493, June 1999.

⁸ National Radiological Protection Board, Electromagnetic Fields and the Risk of Cancer, Report of an Advisory Group on Non-ionizing Radiation, Chilton, U.K. 2001

⁹ California Department of Health Services, An Evaluation of the Possible Risks from Electric and Magnetic Fields from Power Lines, Internal Wiring, Electrical Occupations, and Appliances, June 2002.

¹⁰ World Health Organization / International Agency for Research on Cancer, IARC Monographs on the evaluation of carcinogenic risks to humans (2002), Non-ionizing radiation, Part 1: Static and extremely low-frequency (ELF) electric and magnetic fields, IARC Press, Lyon, France: International Agency for Research on Cancer, Monograph, vol. 80, p. 338, 2002

The federal government conducted EMF research as a part of a \$45-million research program managed by the NIEHS. This program, known as the EMF RAPID (Research and Public Information Dissemination), submitted its final report to the U.S. Congress on June 15, 1999. The report concluded that:

- “The scientific evidence suggesting that ELF-EMF exposures pose any health risk is weak.”¹¹
- “The NIEHS concludes that ELF-EMF exposure cannot be recognized as entirely safe because of weak scientific evidence that exposure may pose a leukemia hazard.”¹²
- “The NIEHS suggests that the level and strength of evidence supporting ELF-EMF exposure as a human health hazard are insufficient to warrant aggressive regulatory actions; thus, we do not recommend actions such as stringent standards on electric appliances and a national program to bury all transmission and distribution lines. Instead, the evidence suggests passive measures such as a continued emphasis on educating both the public and the regulated community on means aimed at reducing exposures. NIEHS suggests that the power industry continue its current practice of siting power lines to reduce exposures and continue to explore ways to reduce the creation of magnetic fields around transmission and distribution lines without creating new hazards.”¹³

In 2001, Britain’s NRPB arrived at a similar conclusion:

“After a wide-ranging and thorough review of scientific research, an independent Advisory Group to the Board of NRPB has concluded that the power frequency electromagnetic fields that exist in the vast majority of homes are not a cause of cancer in general. However, some epidemiological studies do indicate a possible small risk of childhood leukemia associated with exposures to unusually high levels of power frequency magnetic fields.”¹⁴

In 2002, three scientists for CDHS concluded:

¹¹ National Institute of Environmental Health Sciences, NIEHS Report on Health Effects from Exposures to Power-Frequency Electric and Magnetic Fields, p. ii, NIH Publication No. 99-4493, 1999

¹² *ibid.*, p. iii

¹³ *ibid.*, p. 37 - 38

¹⁴ NRPB, NRPB Advisory Group on Non-ionizing Radiation Power Frequency Electromagnetic Fields and the Risk of Cancer, NRPB Press Release May 2001

“To one degree or another, all three of the [C]DHS scientists are inclined to believe that EMFs can cause some degree of increased risk of childhood leukemia, adult brain cancer, Lou Gehrig’s Disease, and miscarriage.

They [CDHS] strongly believe that EMFs do not increase the risk of birth defects, or low birth weight.

They [CDHS] strongly believe that EMFs are not universal carcinogens, since there are a number of cancer types that are not associated with EMF exposure.

To one degree or another they [CDHS] are inclined to believe that EMFs do not cause an increased risk of breast cancer, heart disease, Alzheimer’s disease, depression, or symptoms attributed by some to a sensitivity to EMFs. However, all three scientists had judgments that were “close to the dividing line between believing and not believing” that EMFs cause some degree of increased risk of suicide, or

For adult leukemia, two of the scientists are ‘close to the dividing line between believing or not believing’ and one was ‘prone to believe’ that EMFs cause some degree of increased risk.”¹⁵

Also in 2002, the World Health Organization’s (WHO) IARC concluded:

“ELF magnetic fields are possibly carcinogenic to humans”¹⁶, based on consistent statistical associations of high-level residential magnetic fields with a doubling of risk of childhood leukemia...Children who are exposed to residential ELF magnetic fields less than 0.4 microTesla (4.0 milliGauss) have no increased risk for leukemia.... In contrast, “no consistent relationship has been seen in studies of childhood brain tumors or cancers at other sites and residential ELF electric and magnetic fields.”¹⁷

In June of 2007, the WHO issued a report on their multi-year investigation of EMF and the possible health effects. After reviewing scientific data from numerous EMF and human health studies, they concluded:

“Scientific evidence suggesting that everyday, chronic low-intensity (above 0.3-0.4 μ T [3-4 mG]) power-frequency magnetic field exposure poses a health risk is based on epidemiological studies demonstrating a consistent pattern of increased risk for childhood leukaemia.”¹⁸

¹⁵ CDHS, An Evaluation of the Possible Risks From Electric and Magnetic Fields (EMFs) From Power Lines, Internal Wiring, Electrical Occupations and Appliances, p. 3, 2002

¹⁶ IARC, Monographs, Part I, Vol. 80, p. 338

¹⁷ *ibid.*, p. 332 - 334

¹⁸ WHO, Environmental Health Criteria 238, EXTREMELY LOW FREQUENCY FIELDS, p. 11 - 13, 2007

“In addition, virtually all of the laboratory evidence and the mechanistic evidence fail to support a relationship between low-level ELF magnetic fields and changes in biological function or disease status. Thus, on balance, the evidence is not strong enough to be considered causal, but sufficiently strong to remain a concern.”¹⁹

“A number of other diseases have been investigated for possible association with ELF magnetic field exposure. These include cancers in both children and adults, depression, suicide, reproductive dysfunction, developmental disorders, immunological modifications and neurological disease. The scientific evidence supporting a linkage between ELF magnetic fields and any of these diseases is much weaker than for childhood leukemia and in some cases (for example, for cardiovascular disease or breast cancer) the evidence is sufficient to give confidence that magnetic fields do not cause the disease”²⁰

“Furthermore, given both the weakness of the evidence for a link between exposure to ELF magnetic fields and childhood leukemia, and the limited impact on public health if there is a link, the benefits of exposure reduction on health are unclear. Thus the costs of precautionary measures should be very low.”²¹

III. APPLICATION OF THE CPUC’S “NO-COST AND LOW-COST” EMF POLICY TO THIS PROJECT

Recognizing the scientific uncertainty over the connection between EMF exposures and health effects, the CPUC adopted a policy that addresses public concern over EMF with a combination of education, information, and precaution-based approaches. Specifically, Decision 93-11-013 established a precautionary based “no-cost and low-cost” EMF policy for California’s regulated electric utilities based on recognition that scientific research had not demonstrated that exposures to EMF cause health hazards and that it was inappropriate to set numeric standards that would limit exposure.

¹⁹ *ibid.*, p. 12

²⁰ *ibid.*, p. 12

²¹ *ibid.*, p. 13

In 2006, the CPUC completed its review and update of its EMF Policy in Decision 06-01-042. This decision reaffirmed the finding that state and federal public health regulatory agencies have not established a direct link between exposure to EMF and human health effects,²² and the policy direction that (1) use of numeric exposure limits was not appropriate in setting utility design guidelines to address EMF,²³ and (2) existing “no-cost and low-cost” precautionary-based EMF policy should be continued for proposed electrical facilities. The decision also reaffirmed that EMF concerns brought up during Certificate of Public Convenience and Necessity (CPCN) and Permit to Construct (PTC) proceedings for electric and transmission and substation facilities should be limited to the utility’s compliance with the CPUC’s “no-cost and low-cost” policies.²⁴

The decision directed regulated utilities to hold a workshop to develop standard approaches for EMF Design Guidelines and such a workshop was held on February 21, 2006. Consistent design guidelines have been developed that describe the routine magnetic field reduction measures that regulated California electric utilities consider for new and upgraded electrical facilities rated 50 kV and above. SCE filed its revised EMF Design Guidelines with the CPUC on July 26, 2006.

“No-cost and low-cost” measures to reduce magnetic fields would be implemented for this project in accordance with SCE’s EMF Design Guidelines. In summary, the process of evaluating “no-cost and low-cost” magnetic field reduction measures and prioritizing within and between land usage classes considers the following:

²² CPUC Decision 06-01-042, Conclusion of Law No. 5, mimeo. p. 19 (“As discussed in the rulemaking, a direct link between exposure to EMF and human health effects has yet to be proven despite numerous studies including a study ordered by this Commission and conducted by DHS.”).

²³ CPUC Decision 06-01-042, mimeo. p. 17 - 18 (“Furthermore, we do not request that utilities include non-routine mitigation measures, or other mitigation measures that are based on numeric values of EMF exposure, in revised design guidelines or apply mitigation measures to reconfigurations or relocations of less than 2,000 feet, the distance under which exemptions apply under GO 131-D. Non-routine mitigation measures should only be considered under unique circumstances.”).

²⁴ CPUC Decision 06-01-042, Conclusion of Law No. 2, (“EMF concerns in future CPCN and PTC proceedings for electric and transmission and substation facilities should be limited to the utility’s compliance with the Commission’s low-cost/no-cost policies.”).

1. SCE's priority in the design of any electrical facility is public and employee safety. Without exception, design and construction of an electric power system must comply with all applicable federal, state, and local regulations, applicable safety codes, and each electric utility's construction standards. Furthermore, transmission and subtransmission lines and substations must be constructed so that they can operate reliably at their design capacity. Their design must be compatible with other facilities in the area and the cost to operate and maintain the facilities must be reasonable.
2. As a supplement to Step 1, SCE follows the CPUC's direction to undertake "no-cost and low-cost" magnetic field reduction measures for new and upgraded electrical facilities. Any proposed "no-cost and low-cost" magnetic field measures, must, however, meet the requirements described in Step 1 above. The CPUC defines "no-cost and low-cost" measures as follows:
 - Low-cost measures, in aggregate, should:
 - Cost in the range of 4 percent of the total project cost.
 - Result in magnetic field reductions of "15% or greater at the utility ROW [right-of-way]..."²⁵

The CPUC Decision stated,

"We direct the utilities to use 4 percent as a benchmark in developing their EMF mitigation guidelines. We will not establish 4 percent as an absolute cap at this time because we do not want to arbitrarily eliminate a potential measure that might be available but costs more than the 4 percent figure. Conversely, the utilities are encouraged to use effective measures that cost less than 4 percent."²⁶

²⁵ CPUC Decision 06-01-042, p. 10

²⁶ CPUC Decision 93-11-013, § 3.3.2, p.10.

3. The CPUC provided further policy direction in Decision 06-01-042, stating that, “[a]lthough equal mitigation for an entire class is a desirable goal, we will not limit the spending of EMF mitigation to zero on the basis that not all class members can benefit.”²⁷ While Decision 06-01-042 directs the utilities to favor schools, day-care facilities and hospitals over residential areas when applying low-cost magnetic field reduction measures, prioritization within a class can be difficult on a project case-by-case basis because schools, day-care facilities, and hospitals are often integrated into residential areas, and many licensed day-care facilities are housed in private homes, and can be easily moved from one location to another. Therefore, it may be practical for public schools, licensed day-care centers, hospitals, and residential land uses to be grouped together to receive highest prioritization for low-cost magnetic field reduction measures. Commercial and industrial areas may be grouped as a second priority group, followed by recreational and agricultural areas as the third group. Low-cost magnetic field reduction measures will not be considered for undeveloped land, such as open space, state and national parks, and Bureau of Land Management and U.S. Forest Service lands. When spending for low-cost measures would otherwise disallow equitable magnetic field reduction for all areas within a single land-use class, prioritization can be achieved by considering location and/or density of permanently occupied structures on lands adjacent to the projects, as appropriate.

This FMP contains descriptions of various magnetic field models and the calculated results of magnetic field levels based on those models. These calculated results are provided only for purposes of identifying the relative differences in magnetic field levels among various

²⁷ CPUC Decision 06-01-042, p. 10

transmission or subtransmission line design alternatives under a specific set of modeling assumptions and determining whether particular design alternatives can achieve magnetic field level reductions of 15 percent or more. The calculated results are not intended to be predictors of the actual magnetic field levels at any given time or at any specific location if and when the project is constructed. This is because magnetic field levels depend upon a variety of variables, including load growth, customer electricity usage, and other factors beyond SCE's control. The CPUC affirmed this in D. 06-01-042 stating:

“Our [CPUC] review of the modeling methodology provided in the utility [EMF] design guidelines indicates that it accomplishes its purpose, which is to measure the relative differences between alternative mitigation measures. Thus, the modeling indicates relative differences in magnetic field reductions between different transmission line construction methods, but does not measure actual environmental magnetic fields.”²⁸

IV. PROJECT DESCRIPTION

The proposed Alberhill System Project includes the following components:

- Construction of a new 1,120 MVA 500/115 kV substation to increase electrical service capacity to the area presently served by the Valley South 115 kV System
- Construction of two new 500 kV transmission line (T/L) segments to connect the new substation to SCE's existing Serrano-Valley 500 kV T/L

²⁸ CPUC Decision 06-01-042, p. 11

- Construction of a new 115 kV subtransmission line and modifications to existing 115 kV subtransmission lines to transfer five existing 115/12 kV substations (Ivyglen, Fogarty, Elsinore, Skylark, and Newcomb Substations) presently served by the Valley South 115 kV System to the new 500/115 kV substation
- Installation of telecommunications improvements to connect the new facilities to SCE's telecommunications network

The Proposed Project is described in more detail below. The Alberhill Substation would be constructed in unincorporated Riverside County. Construction of the 500 kV T/L segments between the Alberhill Substation and the existing Serrano-Valley 500 kV T/L would occur in unincorporated Riverside County and within the northwestern boundary of the City of Lake Elsinore. The new and modified 115 kV subtransmission lines would be constructed in unincorporated Riverside County and the cities of Lake Elsinore, Wildomar, and Menifee.


500 kV T/L Connection

Two new 500 kV T/L segments would connect the Proposed Substation to the existing Serrano-Valley 500 kV T/L. To reliably operate the Proposed Project, two 500 kV T/L segments on separate structures are required to interconnect the substation to the Serrano-Valley 500 kV T/L as shown on Figure 1, Project Area and Proposed 500 kV T/L Segments. The northern segment is approximately 1.1 miles long, and the southern segment is approximately 1.2 miles long. Construction of the two 500 kV T/L segments would require approximately twelve single circuit lattice towers. Approximately five towers would be utilized for the southern segment and approximately five towers would be utilized for the northern segment. Approximately four

existing towers on the Serrano-Valley 500 kV T/L would be removed and replaced with two new towers to facilitate the connection.

Based on preliminary designs, the towers would have a dull galvanized steel finish and would range in height from approximately 95 to 172 feet, with span lengths between towers ranging between approximately 400 to 2,100 feet. Lattice steel structures typically require an excavated hole of 3 to 6 feet in diameter and 20 to 45 feet deep. On average each foundation would extend above the ground between approximately 1 to 4 feet. See Figure 3 for a depiction of tower designs for the 500 kV line segment structures. The information presented in this section is based on preliminary engineering and design, and refinement during final engineering design may result in components that are modified from the descriptions provided in this FMP.

Figure 1. Project Area and Proposed 500 kV T/L Segments

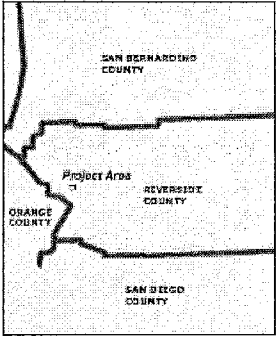


**Figure 1
Project Area and
Proposed 500 kV
Transmission Line Segments**

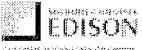
- Existing 500 kV (SCE, 2008)
- Proposed Alberhill Substation



0 0.2 Miles



Map data provided by Esri, DeLorme, NAVTEQ, and others. All rights reserved. © 2008. All other trademarks are the property of their respective owners.



Alberhill 115 kV System Subtransmission Lines

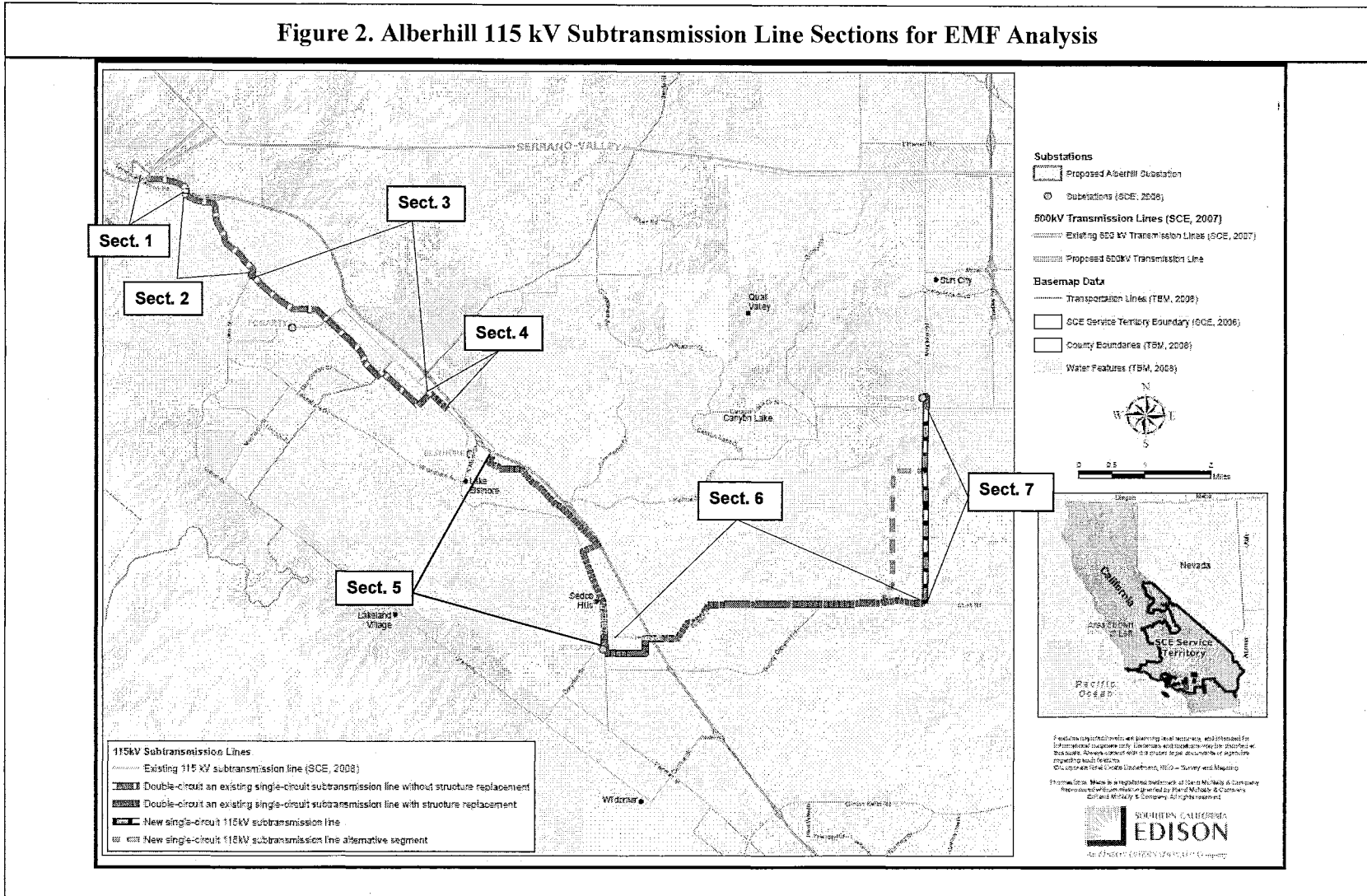
For the purposed of identifying possible EMF reduction opportunities and measures, the Alberhill 115 kV subtransmission line routes are broken into seven sections as shown in Figure

2. These sections are as follows:

- **Section 1:** From Alberhill Substation to the intersection of Temescal Canyon Road and Lake Street just south of the I-15. (Approximately 1.5 mile in length)
- **Section 2:** From Temescal Canyon Road/Lake Street to Lake Street/Coal Ave. (Approximately 1.2 mile in length)
- **Section 3:** From Lake Street/Coal Ave to the Third Street/Collier Ave in Lake Elsinore. (Approximately 6.5 miles in length)
- **Section 4:** From Third Street/Collier Ave to 200 feet southeast of Collier Ave/Chaney Street along Collier Ave. (Approximately 0.3 mile in length)
- **Section 5:** From East Hill Street/Flint Street in Lake Elsinore to Skylark Substation. (Approximately 4.5 miles in length)
- **Section 6:** From Skylark Substation to the intersection of Scott Road and Murrieta Road in the City of Menifee. (Approximately 5.5 miles in length)
- **Section 7:** From Scott Road/Murrieta Road, to Newport Road/Murrieta Road. (Approximately 3 miles in length)

Note: Some sections in the proposed Alberhill 115 kV subtransmission system are not being evaluated for EMF in this FMP because there are no changes to the structures or designs of the existing lines in those sections.

Figure 2. Alberhill 115 kV Subtransmission Line Sections for EMF Analysis



The total cost of this project is approximately \$295 million, which includes an allowance of four percent for EMF reduction measures. SCE engineers added magnetic field reduction measures early in the design phase for this project. The total project cost, therefore, includes “low-cost” magnetic field reduction measures in the proposed designs.

V. EVALUATION OF “NO-COST AND LOW-COST” MAGNETIC FIELD REDUCTION DESIGN OPTIONS

For the purpose of evaluating “no-cost and low-cost” magnetic field reduction design options, the Proposed Project is divided into three parts:

- Part 1: The proposed Alberhill-Valley and Alberhill-Serrano 500 kV T/L segments
- Part 2: The proposed Alberhill 115 kV system subtransmission lines
- Part 3: The proposed Alberhill 500/115 kV Substation

Please note that following magnetic field models and the calculated results of magnetic field levels are intended only for purposes of identifying the relative differences in magnetic field levels among various T/L and subtransmission line design alternatives under a specific set of modeling assumptions (see §VII-Appendix A for more detailed information about the calculation assumptions and loading conditions) and determining whether particular design alternatives can achieve magnetic field level reductions of 15 percent or more. The calculated results are not intended to be predictors of the actual magnetic field levels at any given time or at any specific location when the Proposed Project is constructed.

- **Part 1: The Proposed Alberhill-Valley and Alberhill-Serrano 500 kV T/L Segments**

Currently, there are no schools along the Proposed 500 kV T/L Routes. The Proposed Routes run through mostly undeveloped land areas except for scattered residences adjacent to the southern segment. The typical proposed single-circuit 500 kV overhead T/L design is shown in Figure 3. There are no existing T/Ls along the Proposed route. The proposed 500 kV T/L segments will be constructed on single-circuit 500 kV lattice steel towers (LSTs).

No-Cost Field Reduction Measures: The proposed 500 kV design includes the following no-cost field reduction measure:

1. Arrange the 500 kV conductors for magnetic field reduction between Alberhill Substation and the existing Serrano-Valley 500 kV T/L tap points (ABC-ABC North to South, or equivalent).

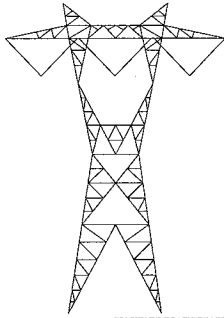
Low-Cost Field Reduction Options: The following low-cost field reduction option was investigated for the 500 kV T/L connection portion of the proposed project:

1. Field Reduction Option 1: Increasing the Alberhill-Valley 500 kV LST heights by 20 feet at towers C1A2-1 and C1A2-2 where they are adjacent to residences.

Magnetic Field Calculations: Figure 4 and Table 2 show the calculated magnetic field levels for proposed design and proposed design with low-cost field reduction option at the right-of-way (R-O-W) edges.

Figure 3. Proposed 500 kV T/L Design (Looking Northeast)

Alberhill-Serrano
500 kV T/L Segment



Alberhill-Valley
500 kV T/L Segment

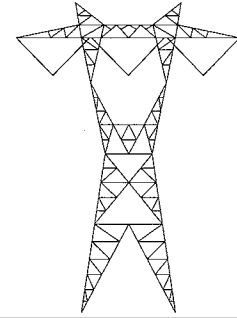
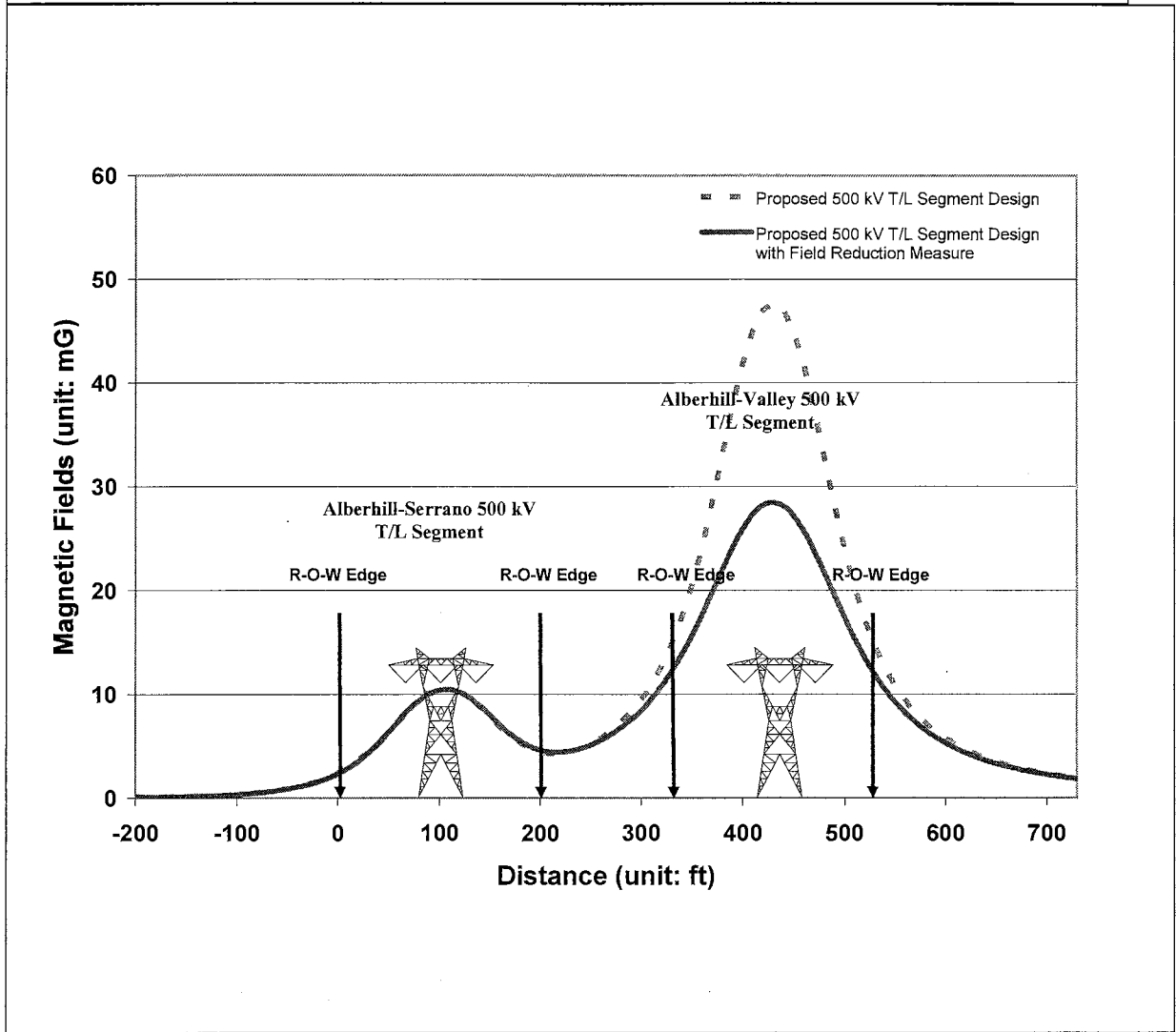


Figure 4. A Design Comparison of Calculated Magnetic Field Levels²⁹ For Proposed 500 kV T/Ls (Looking Northeast)



²⁹ This table lists calculated magnetic field levels for design comparison only and is not meant to predict actual magnetic field levels.

Table 2. A Comparison of Calculated Magnetic Field Levels³⁰ for the Proposed 500 kV T/L Segments				
Design Options	Left Edge of R-O-W (mG)	% Reduction	Right Edge of R-O-W (mG)	% Reduction
Proposed 500 kV T/L Segment Design	2.4	N/A	14.6	N/A
Proposed 500 kV T/L Segment Design + 20 Feet Taller Structures	2.3	4.2	11.9	18.5

Recommendations for the Proposed 500 kV T/L Southern Segment Design: Field Reduction Option 1 results in calculated field reductions greater than 15% at the right R-O-W edge. *It is recommended that Field Reduction Option 1 be included in the final project design.*

- **Part 2: Proposed Alberhill 115 kV System Subtransmission Lines**

The 115 kV lines of the Alberhill subtransmission system will be constructed on wood poles, H-frame structures, light weight steel (LWS) poles, and tubular steel poles (TSPs). The structures will be located within utility franchise or easement. For the purpose of EMF analysis, magnetic field levels at 10 feet on both sides of the center line (C/L) of a structure will be examined.

Section 1

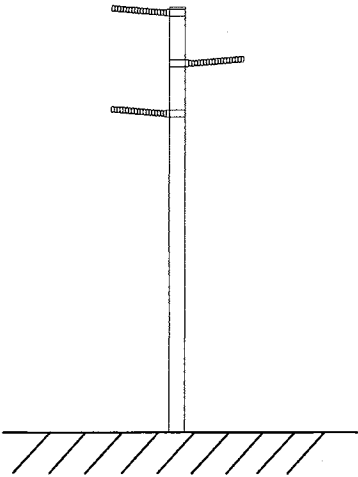
This section consists of mostly undeveloped land and commercial/industrial areas.

Figure 5 shows the existing Alberhill 115 kV design in 2011 for Section 1. The proposed typical 115 kV design for Section 1 is shown in Figure 6.

³⁰ This table lists calculated magnetic field levels for design comparison only and is not meant to predict actual magnetic field levels.

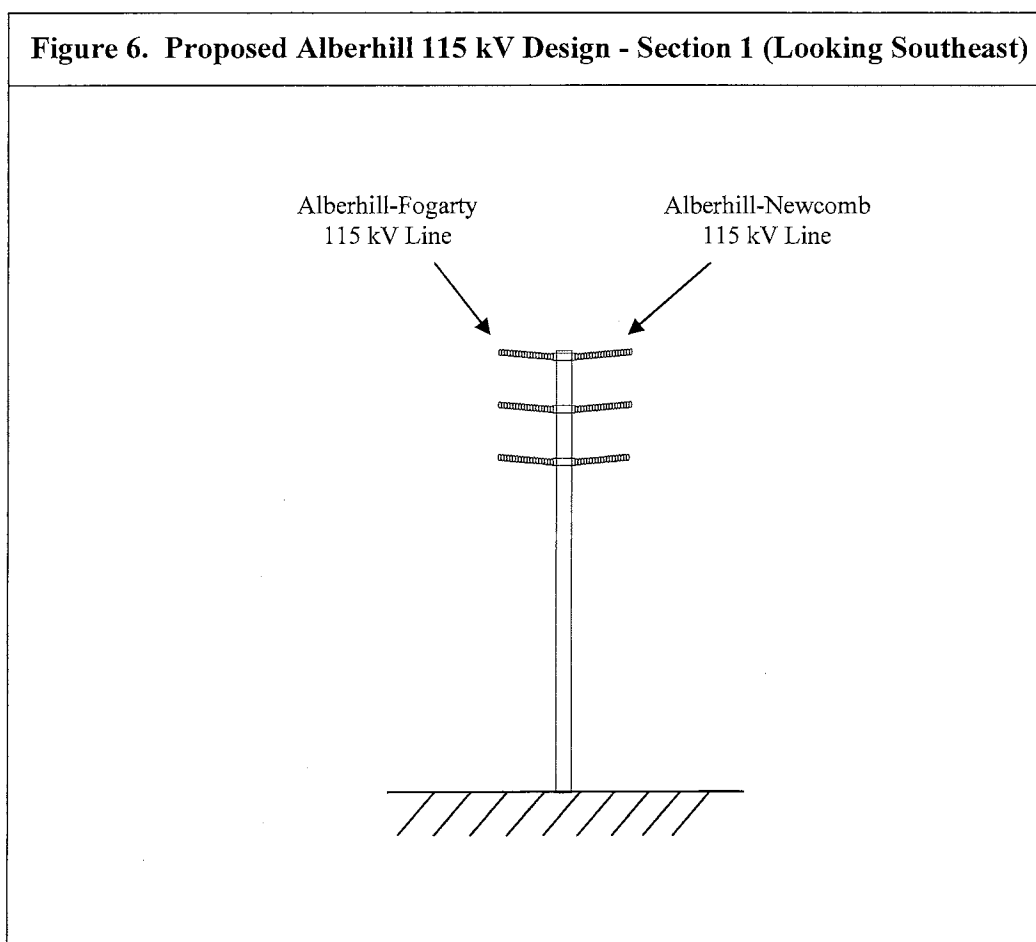
Figure 5. Existing Alberhill 115 kV Design in 2011 - Section 1 (Looking Southeast)

Valley-Elsinore-Ivyglen
115 kV Line



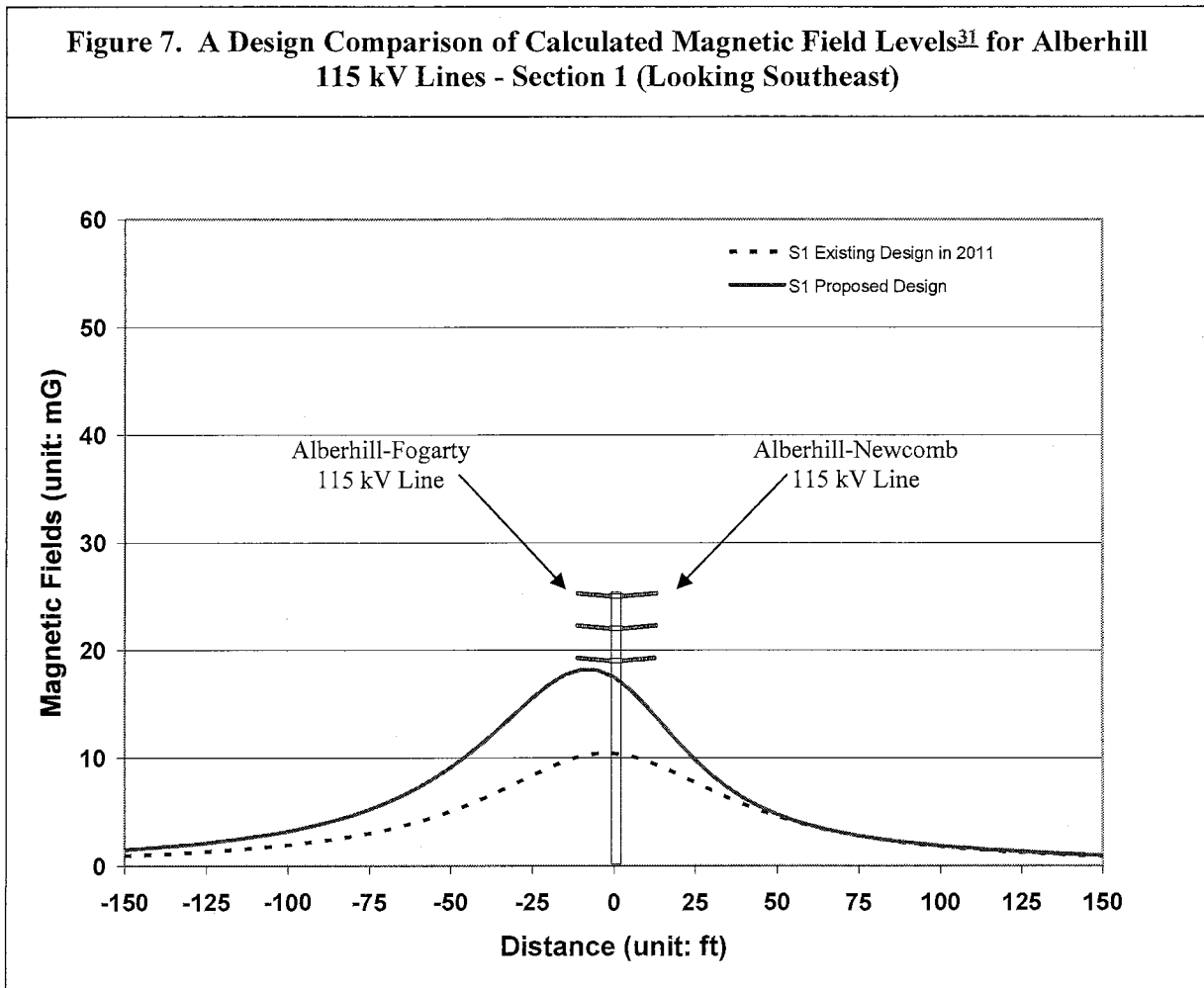
No-Cost Field Reduction Measures: The proposed design for Section 1 includes the following no-cost field reduction measures:

1. Utilize double-circuit construction that reduces spacing between circuits as compared with single-circuit construction.
2. Arrange the conductors of the proposed 115 kV circuits for magnetic fields reduction.
3. Utilize structure heights that meet or exceed SCE's EMF preferred design criteria.



Low-Cost Field Reduction Options: Because the proposed design incorporates the above no-cost field reduction measures including structure heights that meet or exceed SCE's EMF preferred design criteria, no further low-cost reduction measures such as utilizing taller structures were considered for this section of the Proposed Project.

Magnetic Field Calculations: Figure 7 and Table 3 show the calculated magnetic field levels for the existing and the proposed designs for Section 1.



³¹ This table lists calculated magnetic field levels for design comparison only and is not meant to predict actual magnetic field levels.

Table 3. A Comparison of Calculated Magnetic Field Levels³² for Section 1				
Design Options	10 Feet Left of C/L (mG)	% Reduction	10 Feet Right of C/L (mG)	% Reduction
Existing Design in 2011	10.2	N/A	9.7	N/A
Proposed Design	18.2	Increase	14.8	Increase

Recommendations for Section 1: The proposed design includes the no-cost field reduction measures listed above. Because the proposed design already incorporates structures with heights meeting or exceeding SCE's preferred design criteria, no further low-cost field reduction measures are recommended.

Section 2

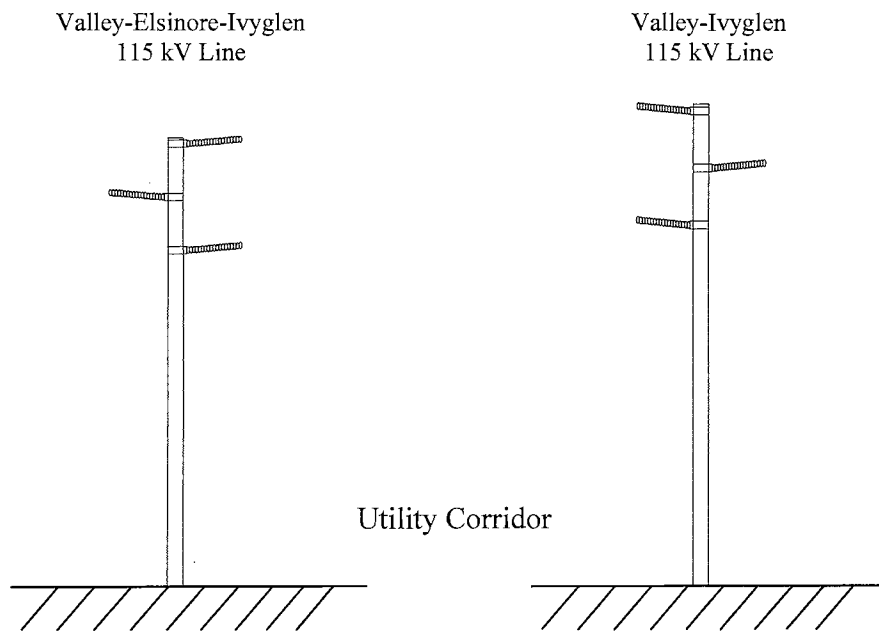
This section consists of mostly undeveloped land and some commercial/industrial areas, with one home approximately 200 feet away from the proposed route. Figure 8 shows the existing 115 kV design in 2011 of Section 2. The proposed typical 115 kV design for Section 2 is shown in Figure 9.

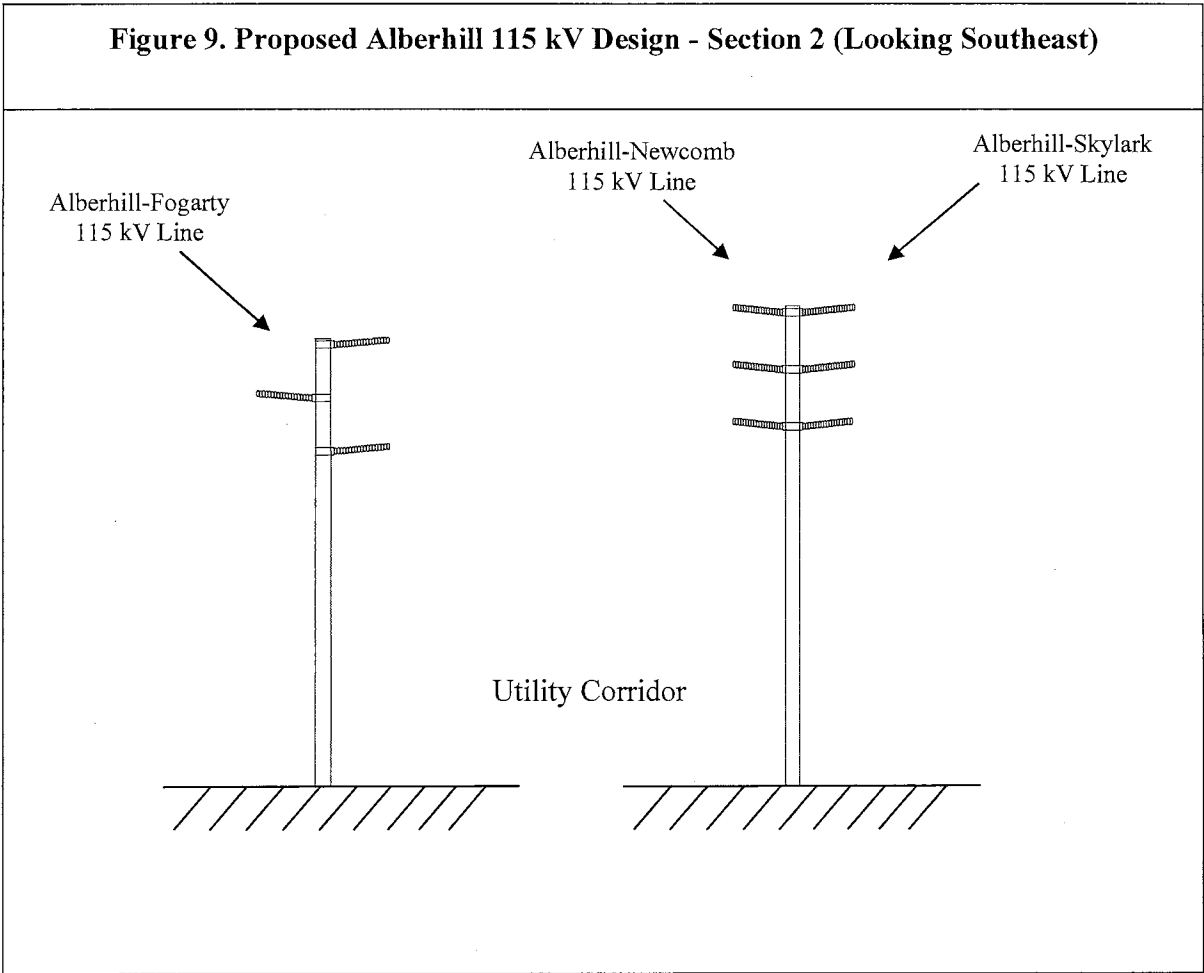
No-Cost Field Reduction Measures: The proposed design for Section 2 includes the following no-cost field reduction measures:

1. Utilize double-circuit construction that reduces spacing between circuits as compared with single-circuit construction.
2. Arrange the conductors of the proposed 115 kV circuits for magnetic fields reduction.
3. Utilize structure heights that meet or exceed SCE's EMF preferred design criteria.

³² This table lists calculated magnetic field levels for design comparison only and is not meant to predict actual magnetic field levels.

Figure 8. Existing Alberhill 115 kV Design in 2011 - Section 1 (Looking Southeast)

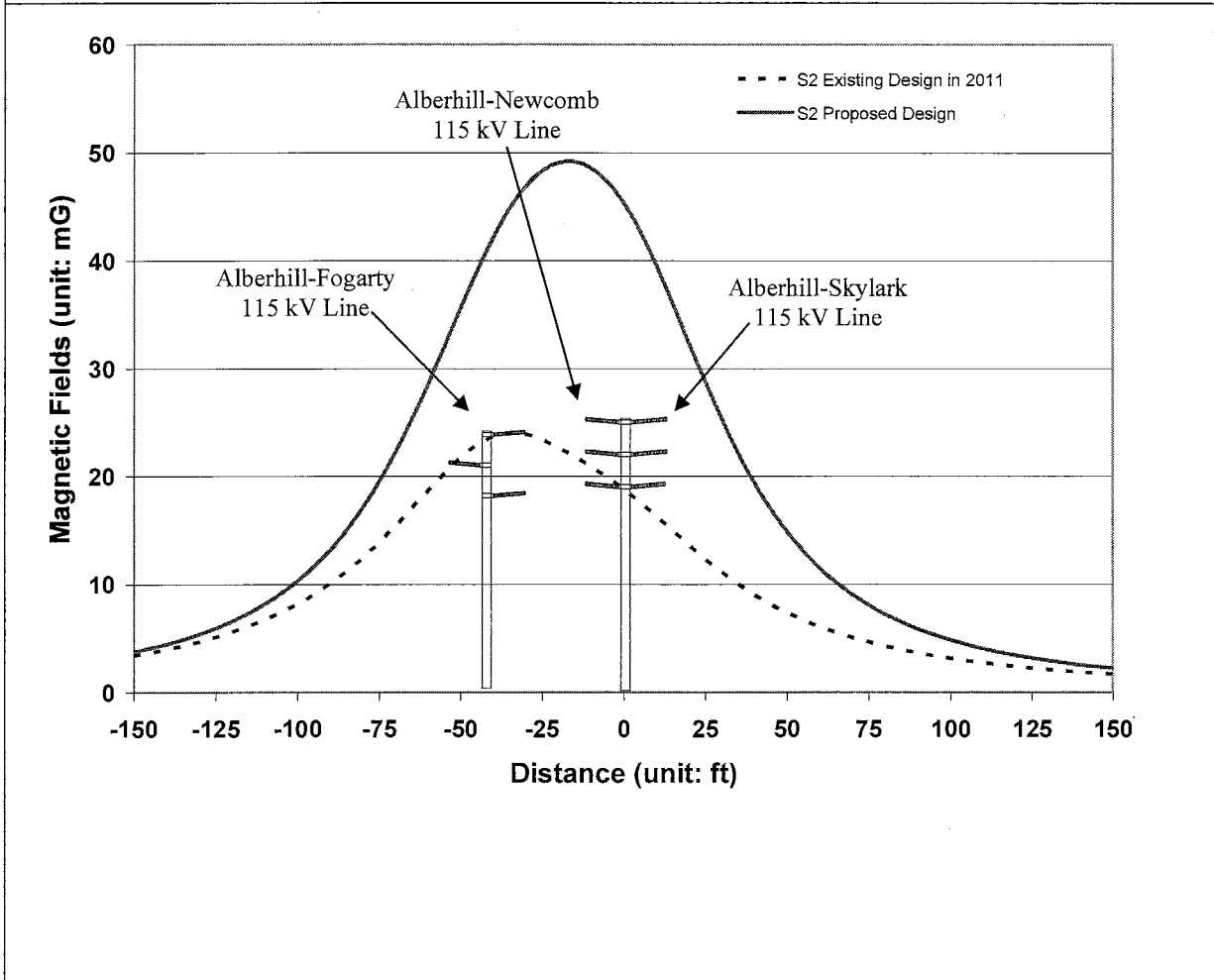




Low-Cost Field Reduction Options: Because the proposed design incorporates the above no-cost field reduction measures including structure heights that meet or exceed SCE’s EMF preferred design criteria, no further low-cost reduction measures such as utilizing taller structures were considered for this section of the Proposed Project.

Magnetic Field Calculations: Figure 10 and Table 4 show the calculated magnetic field levels for the existing and proposed designs of Section 2. These calculations were made using the typical structure heights of 75 feet for double-circuit structures and 70 feet for single-circuit structures.

Figure 10. A Design Comparison of Calculated Magnetic Field Levels³³ for Alberhill 115 kV Lines - Section 2 (Looking Southeast)



³³ This table lists calculated magnetic field levels for design comparison only and is not meant to predict actual magnetic field levels.

Table 4. A Comparison of Calculated Magnetic Field Levels³⁴ for Section 2				
Design Options	10 Feet Left of C/L (mG)	% Reduction	10 Feet Right of C/L (mG)	% Reduction
Existing Design in 2011	21.8	N/A	16.3	N/A
Proposed Design	35.6	Increase	39.5	Increase

Recommendations for Section 2: The proposed design includes the no-cost field reduction measures listed above. Because the proposed design already incorporates structures with heights meeting or exceeding SCE's preferred design criteria, no further low-cost field reduction measures are recommended.

Section 3

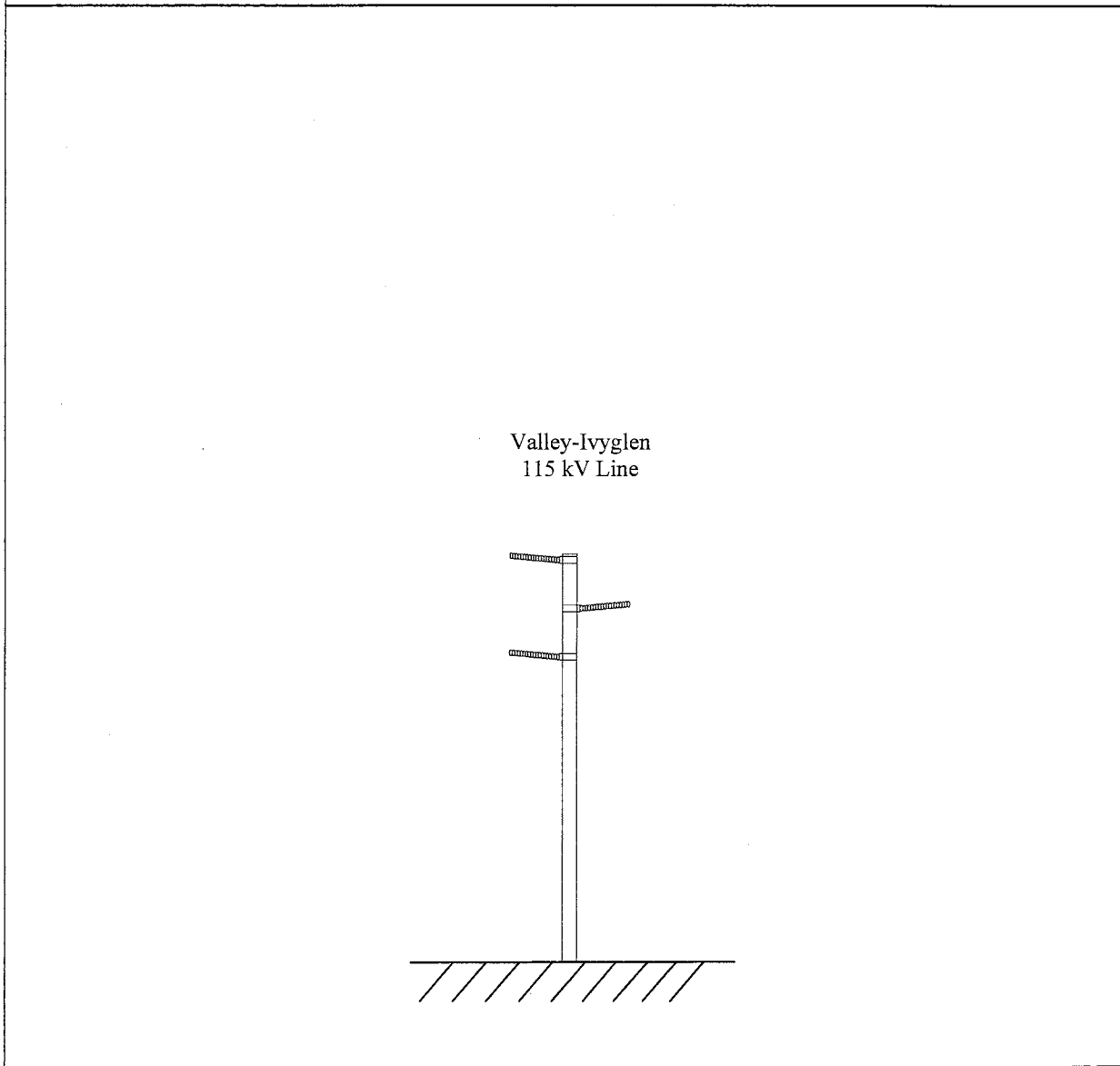
This section consists of undeveloped land and commercial/industrial areas with a few scattered homes nearby. Figure 11 shows the existing 115 kV design in 2011 for Section 3. The proposed typical 115 kV design for Section 3 is shown in Figure 12.

No-Cost Field Reduction Measures: The proposed design for Section 3 includes the following no-cost field reduction measures:

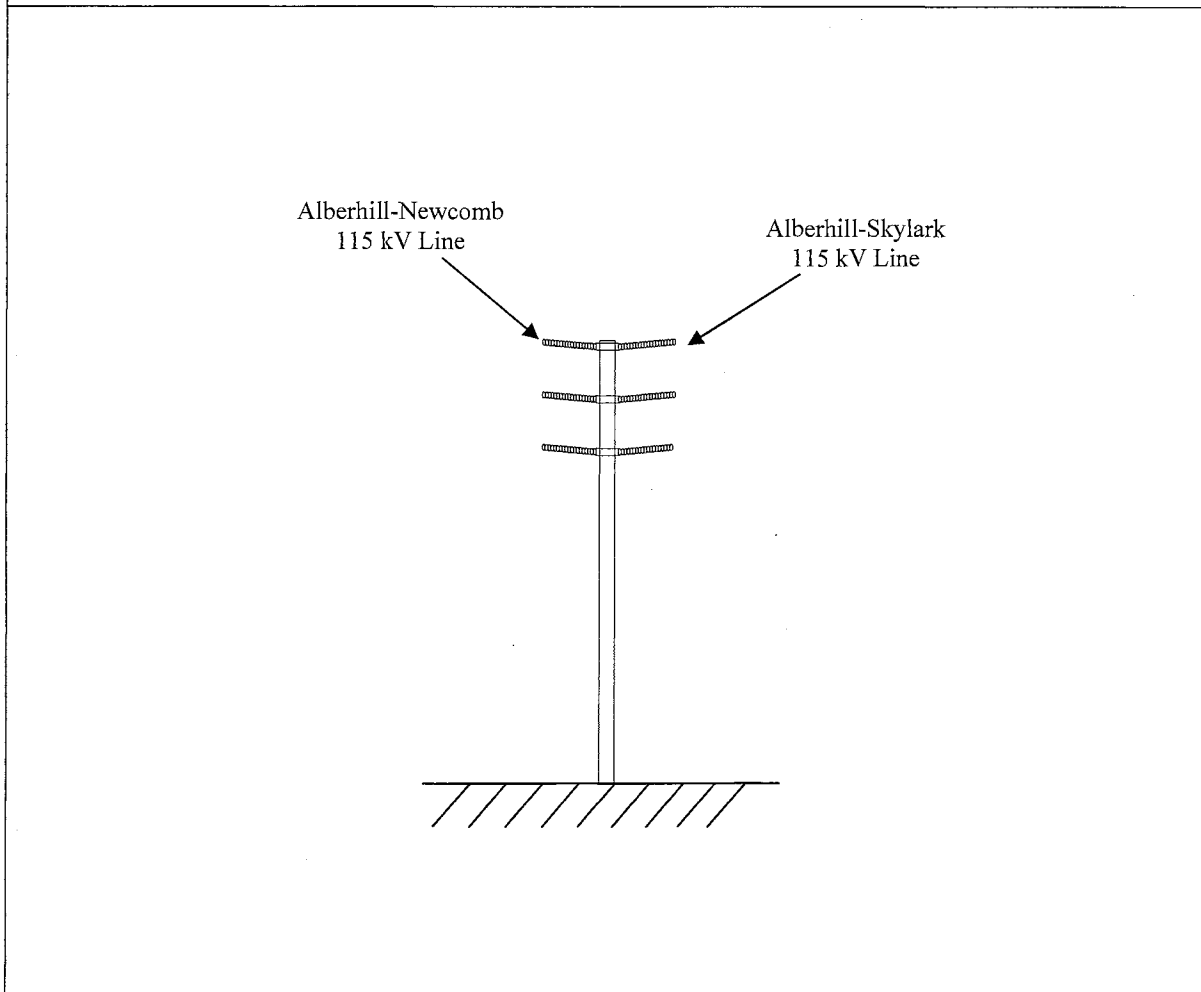
1. Utilize double-circuit construction that reduces spacing between circuits as compared with single-circuit construction.
2. Arrange the conductors of the proposed 115 kV circuits for magnetic fields reduction.
3. Utilize structure heights that meet or exceed SCE's EMF preferred design criteria.

³⁴ This table lists calculated magnetic field levels for design comparison only and is not meant to predict actual magnetic field levels.

Figure 11. Existing Alberhill 115 kV Design in 2011 - Section 3 (Looking Southeast)



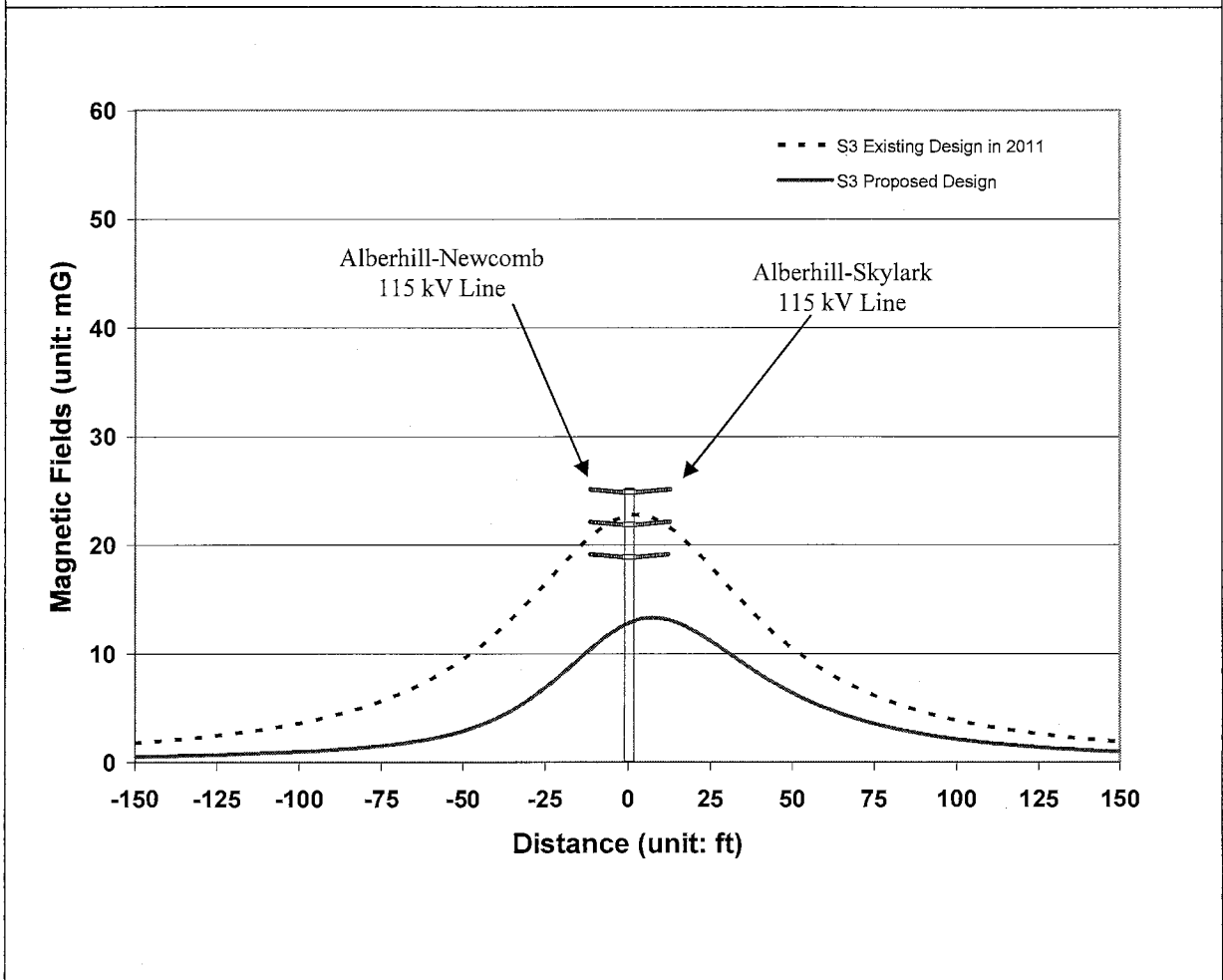
**Figure 12. Proposed Alberhill 115 kV Design - Section 3
(Looking Southeast)**



Low-Cost Field Reduction Options: Because the proposed design incorporates the above no-cost field reduction measures including structure heights that meet or exceed SCE's EMF preferred design criteria, no further low-cost reduction measures such as utilizing taller structures were considered for this section of the Proposed Project.

Magnetic Field Calculations: Figure 13 and Table 5 show the calculated magnetic field levels for the existing and the proposed designs. These calculations were made using the typical structure height of 75 feet.

Figure 13. A Design Comparison of Calculated Magnetic Field Levels³⁵ for Alberhill 115 kV Lines - Section 3 (Looking Southeast)



³⁵ This table lists calculated magnetic field levels for design comparison only and is not meant to predict actual magnetic field levels.

Table 5. A Comparison of Calculated Magnetic Field Levels³⁶ for Section 3				
Design Options	10 Feet Left of C/L (mG)	% Reduction	10 Feet Right of C/L (mG)	% Reduction
Existing Design in 2011	21.1	N/A	22.2	N/A
Proposed Design	10.8	48.8%	13.3	40.1%

Recommendations for Section 3: The proposed design includes the no-cost field reduction measures listed above. Because the proposed design already incorporates structures with heights meeting or exceeding SCE's preferred design criteria, no further low-cost field reduction measures are recommended.

Section 4

This section consists of commercial/industrial areas with a few scattered homes on the northeast side of Collier Ave. Figure 14 shows the existing 115 kV design in 2011 of Section 4. The proposed typical 115 kV design for Section 4 is shown in Figure 15. The proposed 115 kV subtransmission lines will be constructed on double-circuit structures.

No-Cost Field Reduction Measures: The proposed design for Section 1 includes the following no-cost field reduction measures:

1. Utilize double-circuit construction that reduces spacing between circuits as compared with single-circuit construction.

³⁶ This table lists calculated magnetic field levels for design comparison only and is not meant to predict actual magnetic field levels.

2. Arrange the conductors of the proposed 115 kV circuits for magnetic fields reduction.
3. Utilize structure heights that meet or exceed SCE's EMF preferred design criteria.

Figure 14. Existing Alberhill 115 kV Design in 2011 - Section 4 (Looking Southeast)

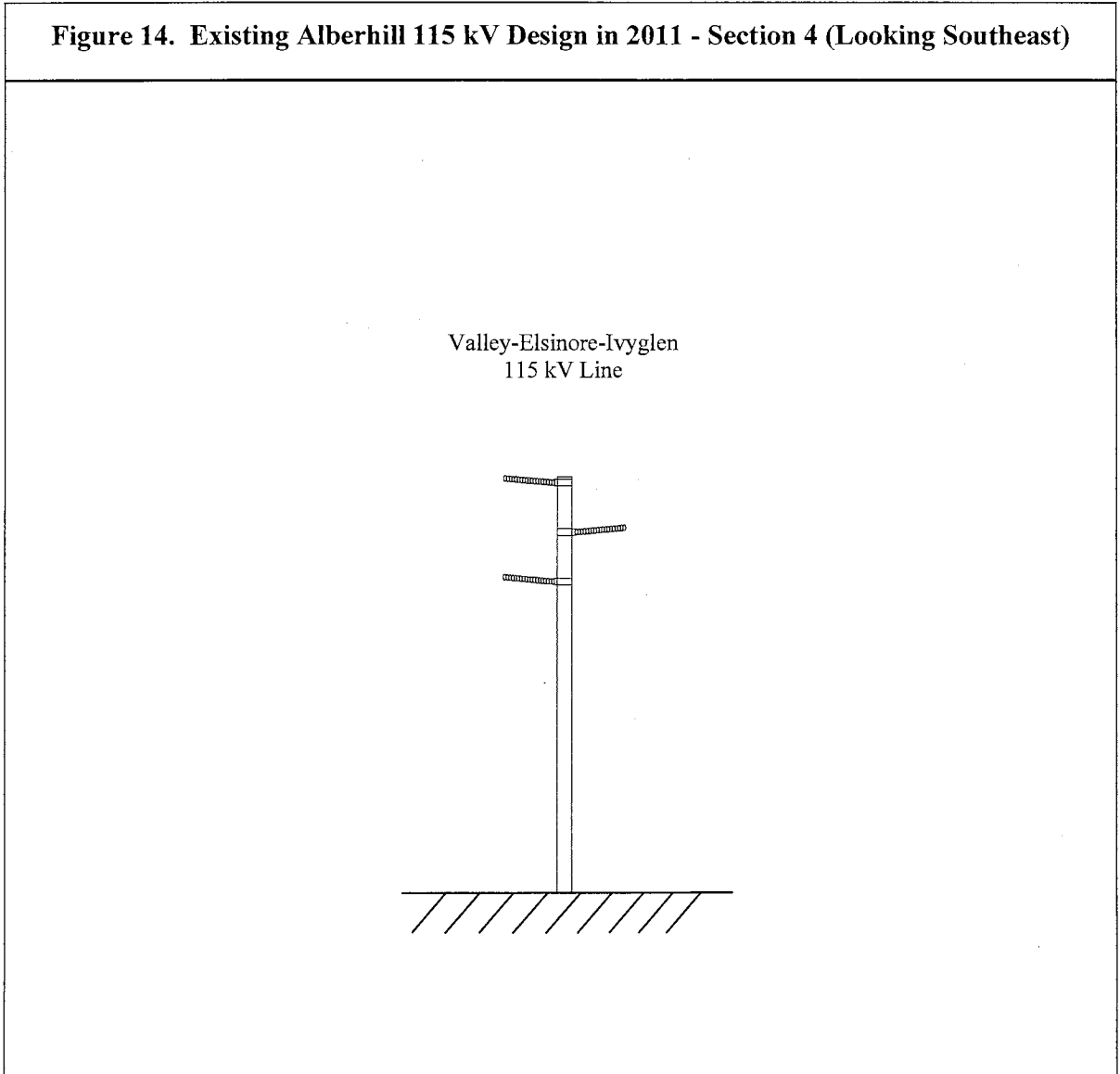
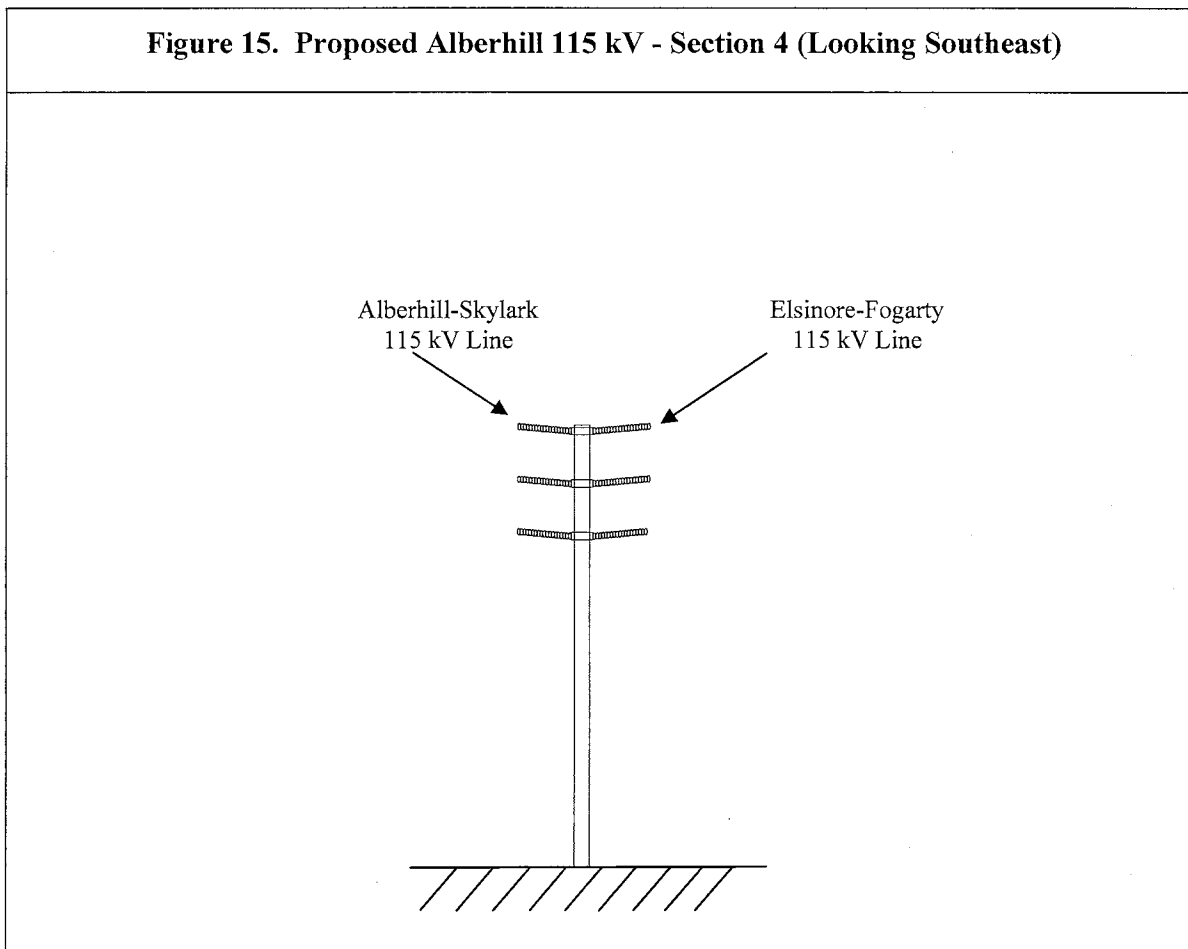


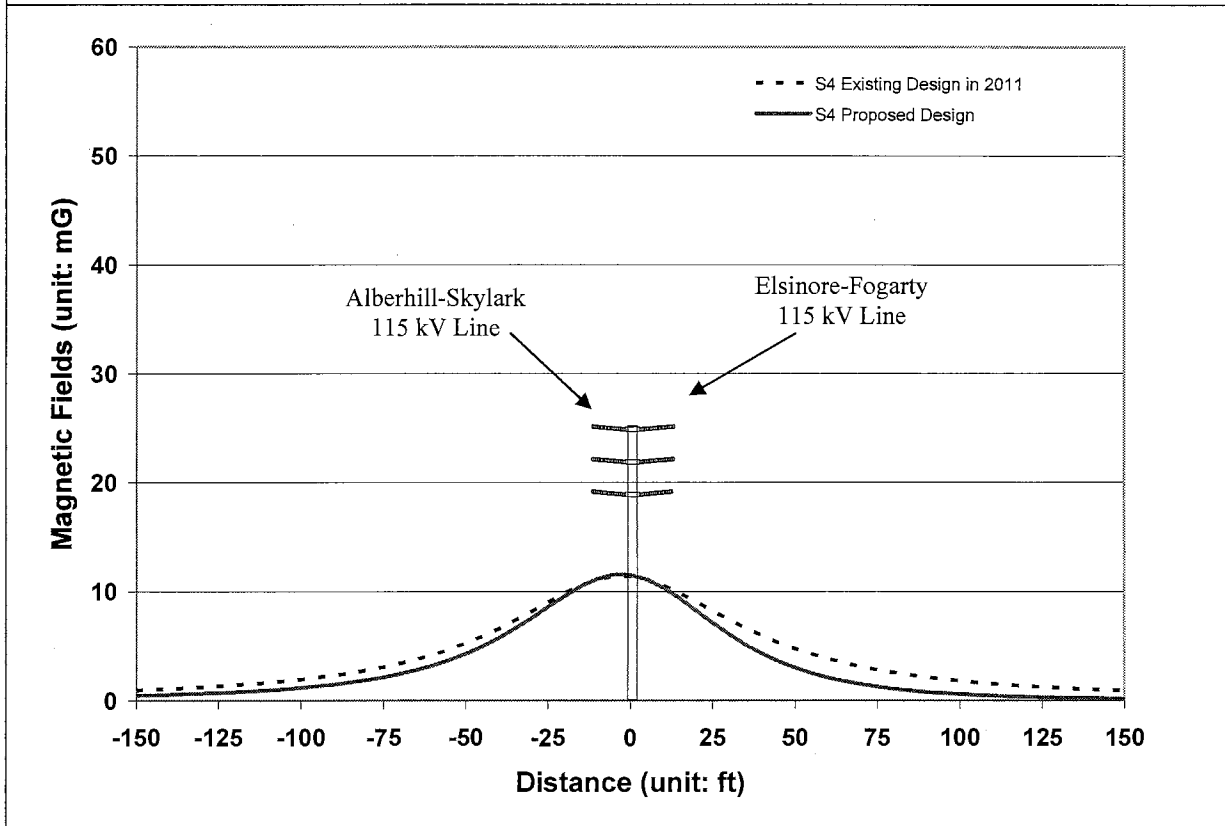
Figure 15. Proposed Alberhill 115 kV - Section 4 (Looking Southeast)



Low-Cost Field Reduction Options: Because the proposed design incorporates the above no-cost field reduction measures including structure heights that meet or exceed SCE's EMF preferred design criteria, no further low-cost reduction measures such as utilizing taller structures were considered for this section of the Proposed Project.

Magnetic Field Calculations: Figure 16 and Table 6 show the calculated magnetic field levels for the existing and the proposed designs. These calculations were made using the typical structure height of 75 feet for double-circuit structures and 70 feet for single circuit structures.

Figure 16. A Design Comparison of Calculated Magnetic Field Levels³⁷ for Alberhill 115 kV Lines - Section 4 (Looking Southeast)



³⁷ This table lists calculated magnetic field levels for design comparison only and is not meant to predict actual magnetic field levels.

Table 6. A Comparison of Calculated Magnetic Field Levels³⁸ for Section 4				
Design Options	10 Feet Left of C/L (mG)	% Reduction	10 Feet Right of C/L (mG)	% Reduction
Existing Single-Circuit	11.1	N/A	10.6	N/A
Proposed Double-Circuit & Single-Circuit 115 kV Design	11.2	Increase	10.4	1.9%

Recommendations for Section 4: *The proposed design includes the no-cost field reduction measures listed above. Because the proposed design already incorporates structures with heights meeting or exceeding SCE's preferred design criteria, no further low-cost field reduction measures are recommended.*

Section 5

This section consists of undeveloped land, commercial/industrial areas, and residential areas. Figure 17 shows the existing 115 kV design in 2011 of Section 5. The proposed typical 115 kV design for Section 4 is shown in Figure 18. The proposed 115 kV subtransmission lines will be constructed on double-circuit structures.

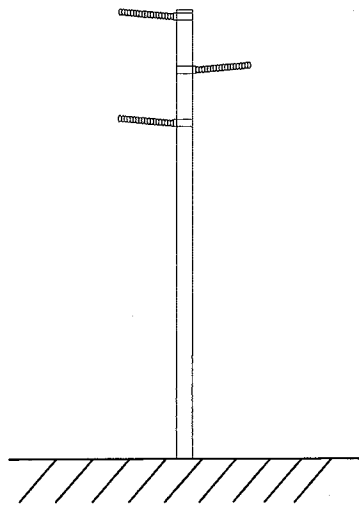
No-Cost Field Reduction Measures: The proposed design for Section 1 includes the following no-cost field reduction measures:

1. Utilize double-circuit construction that reduces spacing between circuits as compared with single-circuit construction.
2. Arrange the phase conductors of the proposed 115 kV circuits for magnetic fields reduction.
3. Utilize structure heights that meet or exceed SCE's EMF preferred design criteria.

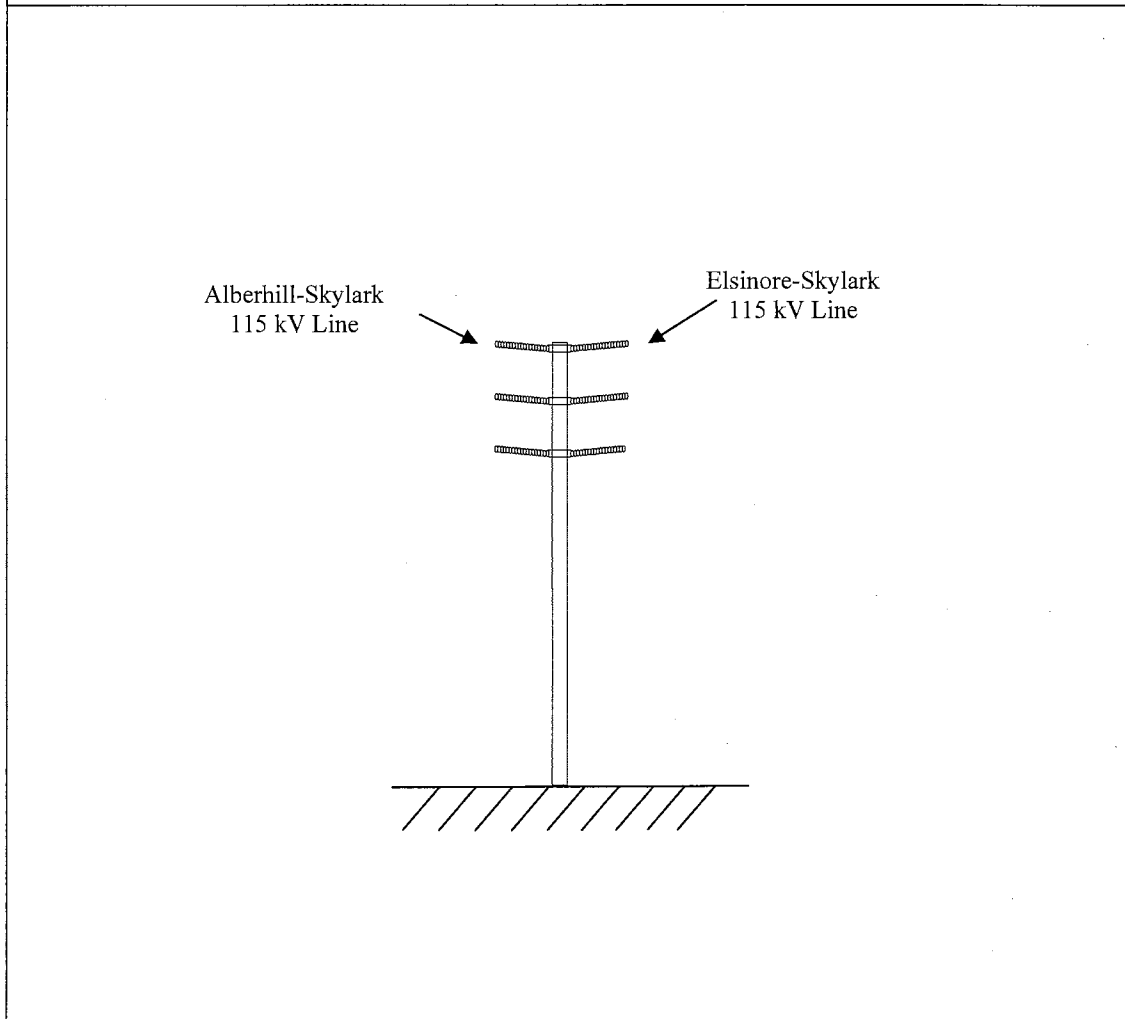
³⁸ This table lists calculated magnetic field levels for design comparison only and is not meant to predict actual magnetic field levels.

Figure 17. Existing Alberhill 115 kV Design in 2011 - Section 5 (Looking Southeast)

Elsinore-Skylark
115 kV Line

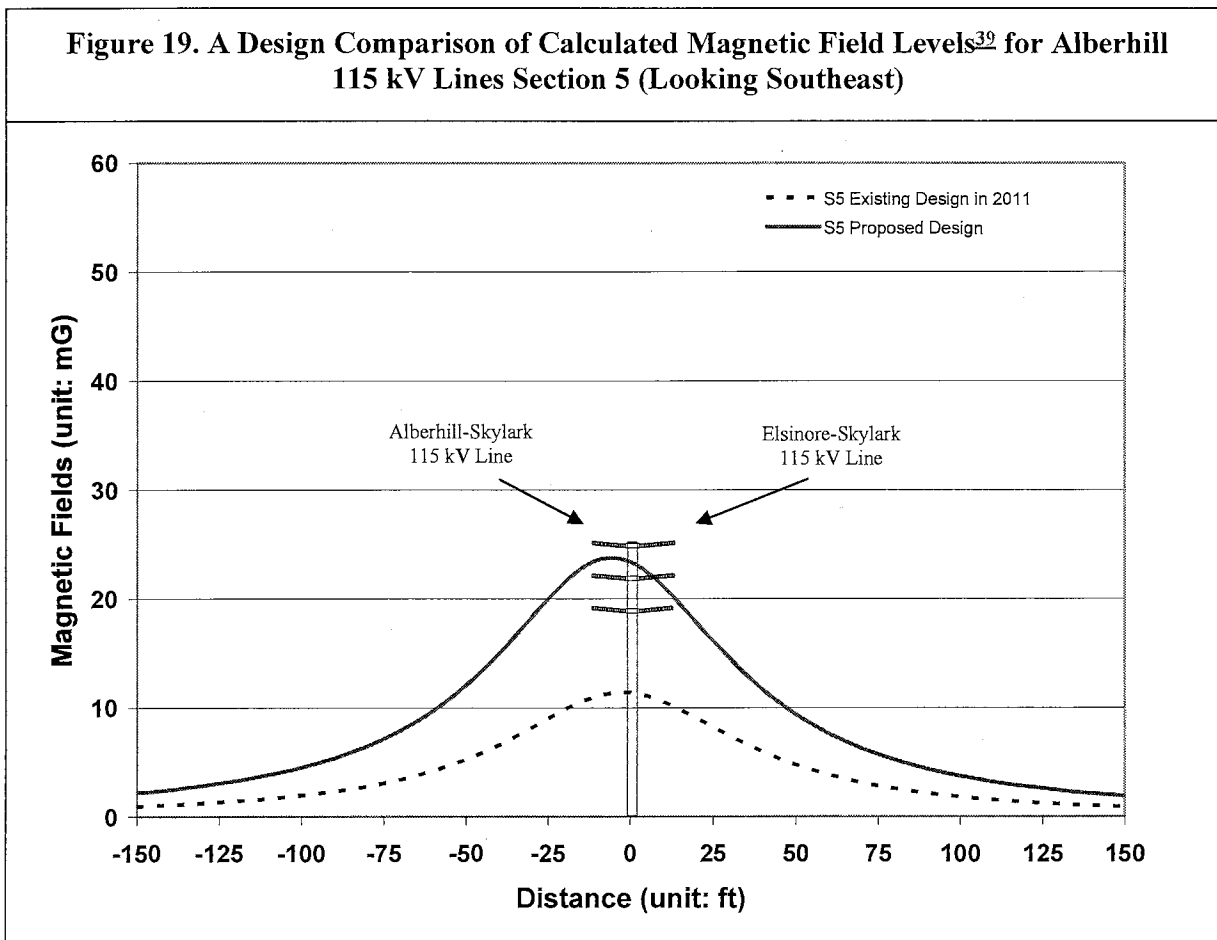


**Figure 18. Proposed Alberhill 115 kV Design - Section 5
(Looking Southeast)**



Low-Cost Field Reduction Options: Because the proposed design incorporates the above no-cost field reduction measures including structure heights that meet or exceed SCE's EMF preferred design criteria, no further low-cost reduction measures such as utilizing taller structures were considered for this section of the Proposed Project.

Magnetic Field Calculations: Figure 19 and Table 7 show the calculated magnetic field levels for the existing and the proposed designs. These calculations were made using the typical structure height of 75 feet.



³⁹ This table lists calculated magnetic field levels for design comparison only and is not meant to predict actual magnetic field levels.

Table 7. A Comparison of Calculated Magnetic Field Levels⁴⁰ for Section 5				
Design Options	10 Feet Left of C/L (mG)	% Reduction	10 Feet Right of C/L (mG)	% Reduction
Existing Single-Circuit	11.1	N/A	10.6	N/A
Proposed Double-Circuit 115 kV Design	23.5	Increase	21.1	Increase

Recommendations for Section 5: The proposed design includes the no-cost field reduction measures listed above. Because the proposed design already incorporates structures with heights meeting or exceeding SCE's preferred design criteria, no further low-cost field reduction measures are recommended.

Section 6

This section consists of undeveloped land and commercial/industrial area with some scattered homes nearby. Figure 20 shows the existing 115 kV design in 2011 of Section 6. The proposed typical 115 kV design for Section 4 is shown in Figure 21. The proposed 115 kV subtransmission lines will be constructed on double-circuit structures.

No-Cost Field Reduction Measures: The proposed design for Section 6 includes the following no-cost field reduction measures:

1. Utilize double-circuit construction that reduces spacing between circuits as compared with single-circuit construction.
2. Arrange the conductors of the proposed 115 kV circuits for magnetic fields reduction.
3. Utilize structure heights that meet or exceed SCE's EMF preferred design criteria.

⁴⁰ This table lists calculated magnetic field levels for design comparison only and is not meant to predict actual magnetic field levels.

Figure 20. Existing Alberhill 115 kV Design in 2011 - Section 6 (Looking East)

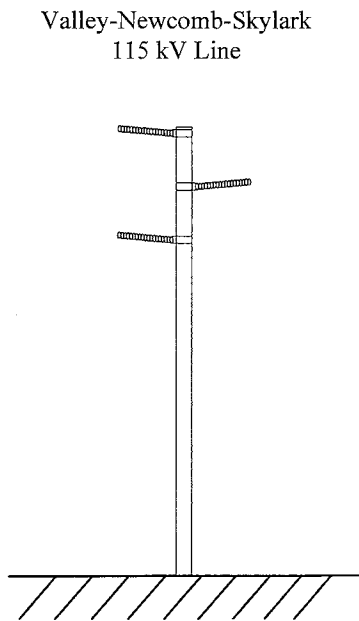
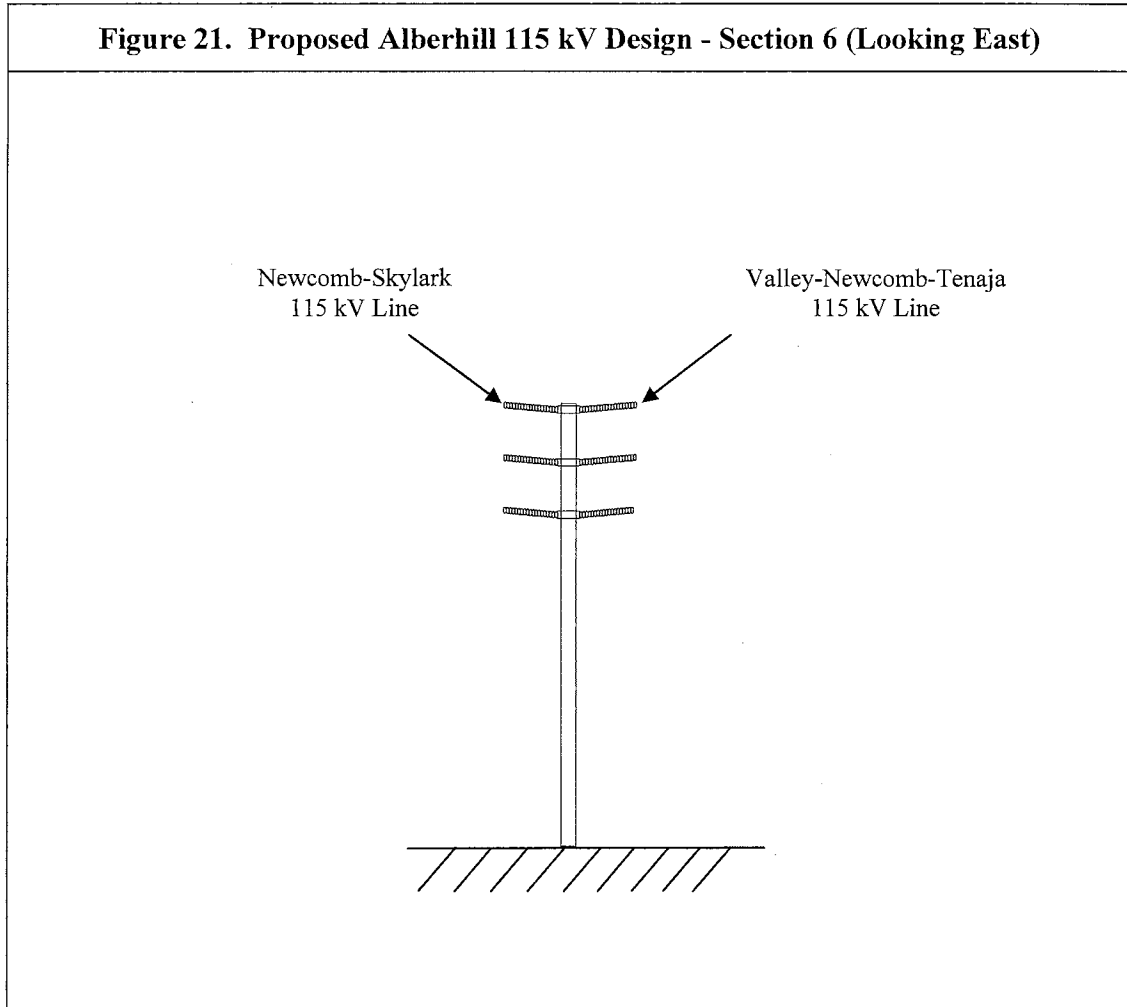


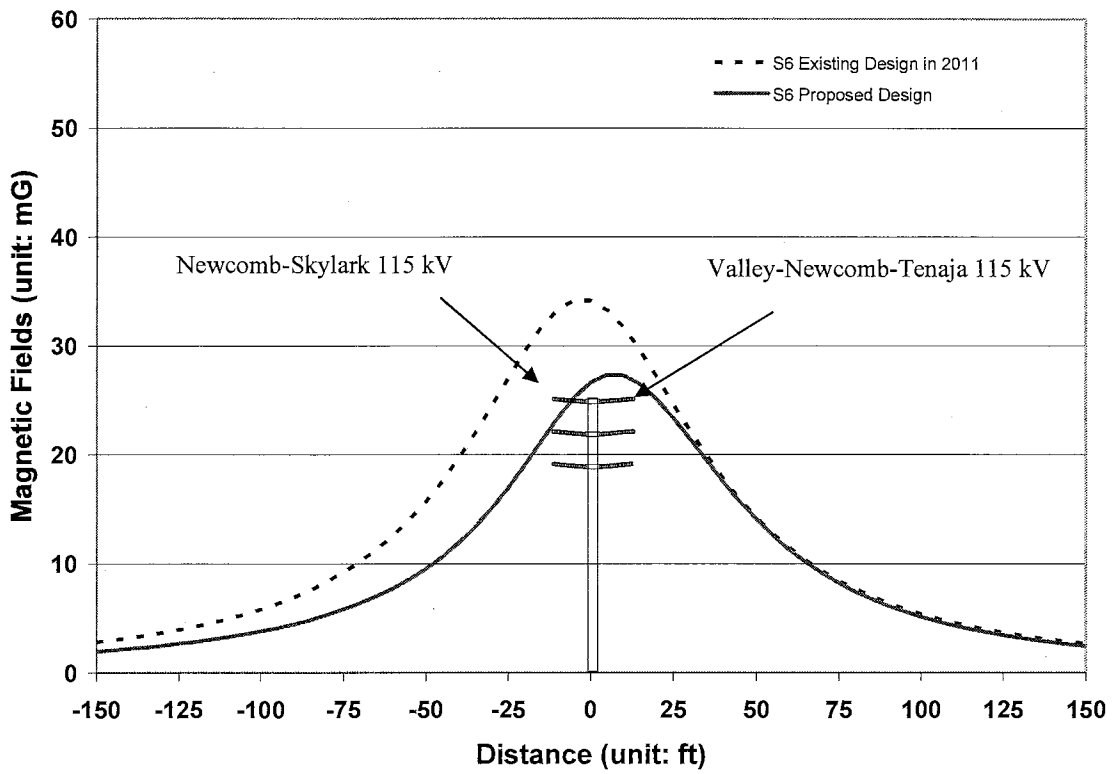
Figure 21. Proposed Alberhill 115 kV Design - Section 6 (Looking East)



Low-Cost Field Reduction Options: Because the proposed design incorporates the above no-cost field reduction measures including structure heights that meet or exceed SCE's EMF preferred design criteria, no further low-cost reduction measures such as utilizing taller structures were considered for this section of the Proposed Project.

Magnetic Field Calculations: Figure 22 and Table 8 show the calculated magnetic field levels for the existing and the proposed designs. These calculations were made using the typical structure height of 75 feet.

Figure 22. A Design Comparison of Calculated Magnetic Field Levels⁴¹ for Alberhill 115 kV Lines - Section 6 (Looking East)



⁴¹ This table lists calculated magnetic field levels for design comparison only and is not meant to predict actual magnetic field levels.

Table 8. A Comparison of Calculated Magnetic Field Levels⁴² for Section 6				
Design Options	10 Feet Left of C/L (mG)	% Reduction	10 Feet Right of C/L (mG)	% Reduction
Existing Single-Circuit	33.3	N/A	31.7	N/A
Proposed Double-Circuit 115 kV Design	23.4	29.7%	27.3	13.9%

Recommendations for Section 6: The proposed design includes the no-cost field reduction measures listed above. Because the proposed design already incorporates structures with heights meeting or exceeding SCE's preferred design criteria, no further low-cost field reduction measures are recommended.

Section 7

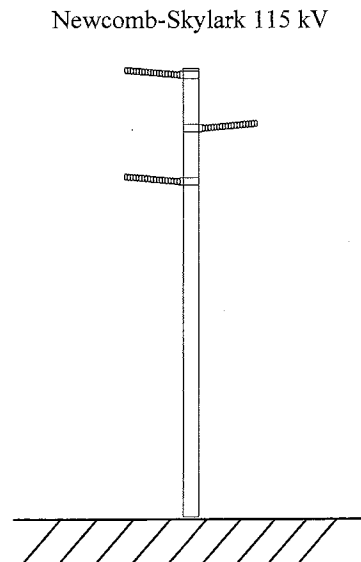
The land usages for this section are undeveloped land, commercial/industrial areas, with residential homes adjacent to the line route. There is no existing subtransmission circuit as of 2011. The proposed typical 115 kV design for Section 7 is shown in Figure 23. The proposed 115 kV subtransmission lines will be constructed on single-circuit structures.

No-Cost Field Reduction Measures: The proposed design for Section 6 includes the following no-cost field reduction measure:

1. Utilize structure heights that meet or exceed SCE's EMF preferred design criteria.

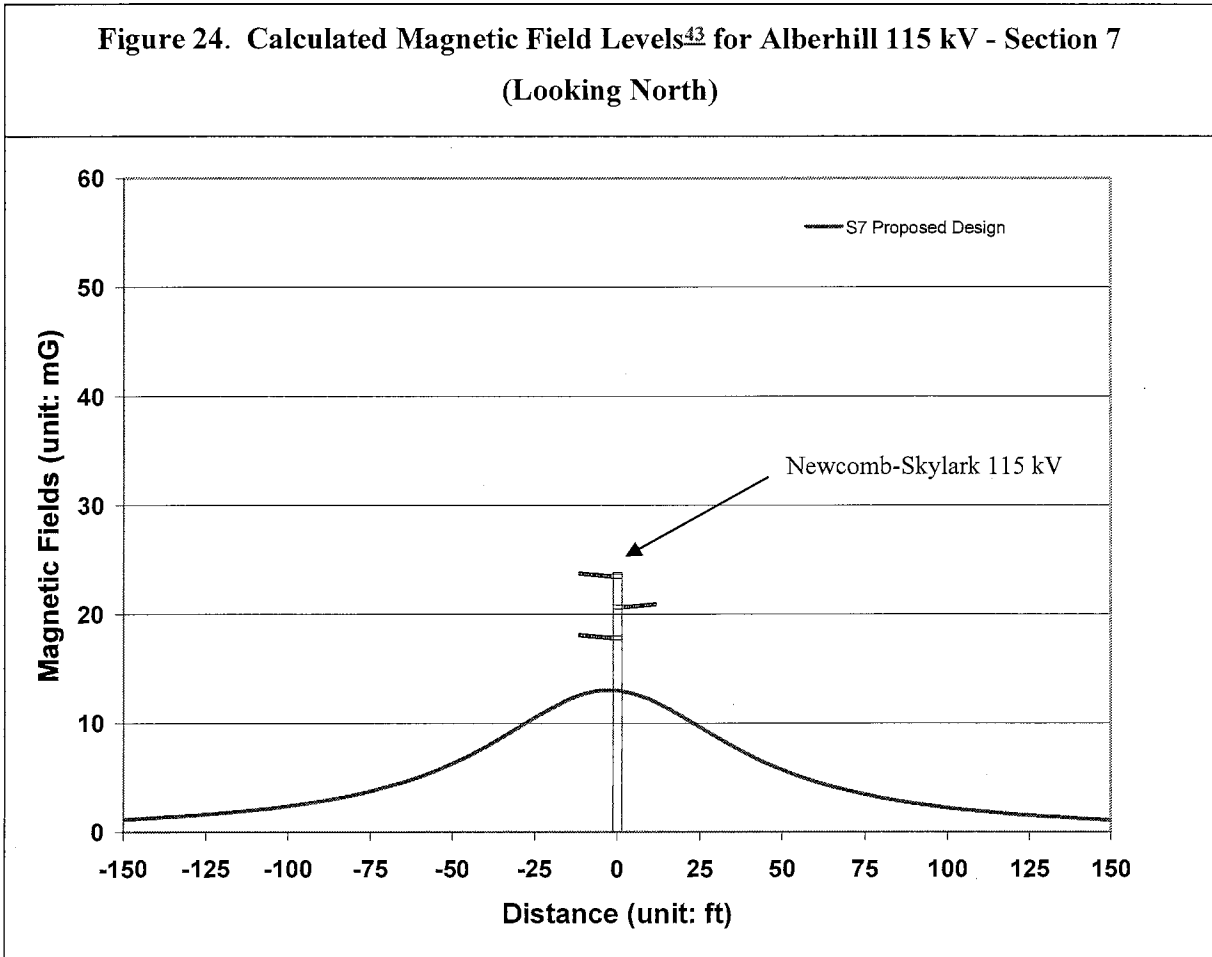
⁴² This table lists calculated magnetic field levels for design comparison only and is not meant to predict actual magnetic field levels.

Figure 23. Proposed Alberhill 115 kV Design - Section 7 (Looking North)



Low-Cost Field Reduction Options: Because the proposed design incorporates the above no-cost field reduction measures including structure heights that meet or exceed SCE's EMF preferred design criteria, no further low-cost reduction measures such as utilizing taller structures were considered for this section of the Proposed Project.

Magnetic Field Calculations: Figure 24 and Table 9 show the calculated magnetic field levels for the proposed design. These calculations were made using the typical structure height of 80 feet.



⁴³ This table lists calculated magnetic field levels for design comparison only and is not meant to predict actual magnetic field levels.

Table 9. Calculated Magnetic Field Levels ⁴⁴ for Section 7				
Design Options	10 Feet Left of C/L (mG)	% Reduction	10 Feet Right of C/L (mG)	% Reduction
Proposed Single-Circuit 115 kV Design	12.7	N/A	12.2	N/A

Recommendations for Section 7: The proposed design includes the no-cost field reduction measures listed above. Because the proposed design already incorporates structures with heights meeting or exceeding SCE's preferred design criteria, no further low-cost field reduction measures are recommended.

Part 3: Proposed Alberhill 500/115 kV Substation

Generally, magnetic field values along the substation perimeter are low compared to the substation interior because of the distance from the perimeter to the energized equipment. Normally, the highest magnetic field values around the perimeter of a substation result from overhead power lines and underground duct banks entering and leaving the substation, and are not caused by substation equipment. Therefore, the magnetic field reduction design options generally applicable to a substation project are as follows:

- Site selection for a new substation;
- Setback of substation structures and major substation equipment (such as bus, transformers, and underground cable duct banks, etc.) from perimeter;
- Field reduction for T/Ls and subtransmission lines entering and exiting the substation.

⁴⁴ This table lists calculated magnetic field levels for design comparison only and is not meant to predict actual magnetic field levels.

The Substation Checklist, as shown in Table 10, is used for evaluating the no-cost and low-cost design options considered for the substation project, the design options adopted, and reasons that certain design options were not adopted if applicable.

Table 10. Substation Checklist for Examining No-cost and Low-cost Magnetic Field Reduction Design Options			
No.	No-Cost and Low-Cost Magnetic Field Reduction Design Options Evaluated for a Substation Project	Design Options Adopted? (Yes/No)	Reason(s) if not Adopted
1	Are 500 kV rated transformer(s) 50 feet from the substation property line?	Yes	
1A	Are 115 kV rated transformer(s) 15 feet from the substation property line?	Yes	
2	Are 500 kV rated switch-racks, capacitor banks & bus 40 feet (or more) from the substation property line?	Yes	
2A	Are 115 kV rated switch-racks, capacitor banks & bus 8 feet (or more) from the substation property line?	Yes	
3	Are 115 kV rated transfer & operating buses configured with the transfer bus facing the nearest property line?	Yes	

Part 3: Project Alternatives

This FMP includes only “no-cost and low-cost” magnetic field reduction design options for SCE’s Proposed Routes and Proposed Substation site. SCE’s Proponent’s Environmental Assessment (PEA) contains various alternative line routes and substation site(s). Comparable “no-cost and low-cost” magnetic field reduction options for the Proposed Project can be applied to all alternative transmission/subtransmission routes and substation sites. A Final FMP will be prepared should an alternative route be approved.

VI. FINAL RECOMMENDATIONS FOR IMPLEMENTING “NO-COST AND LOW-COST” MAGNETIC FIELD REDUCTION DESIGN OPTIONS

In accordance with the “EMF Design Guidelines”, filed with the CPUC in compliance with CPUC Decisions 93-11-013 and 06-01-042, SCE would implement the following “no-cost and low-cost” magnetic field reduction design options for Proposed Project:

For Proposed 500 kV T/L Segments:

- Utilize 20 feet taller structure for the 500 kV towers C1A2-1 and C1A2-2
- Arrange the conductors of Alberhill-Serrano 500 kV and Alberhill-Valley 500 kV circuits for magnetic field reduction (ABC-ABC or equivalent)

For Proposed Alberhill 115 kV Subtransmission Line Route Section 1:

- Arrange the phase conductors of 115 kV circuits for magnetic field reduction.
 - Alberhill-Fogarty 115 kV Line: A-B-C (top to bottom)
 - Alberhill-Newcomb 115 kV Line: C-B-A (top to bottom)
- Utilize double-circuit construction that reduces spacing between circuits as compared with single-circuit construction
- Utilize structure heights that meet or exceeds SCE’s EMF preferred design criteria

For Proposed Alberhill 115 kV Subtransmission Line Route Section 2:

- Arrange the conductors of 115 kV circuits for magnetic field reduction.
 - Alberhill-Fogarty 115 kV Line: A-B-C (top to bottom) on single-circuit structures
 - Alberhill-Newcomb 115 kV Line: C-B-A (top to bottom)
 - Alberhill-Skylark 115 kV Line: C-B-A (top to bottom)

- Utilize double-circuit construction that reduces spacing between circuits as compared with single-circuit construction
- Utilize structure heights that meet or exceeds SCE's EMF preferred design criteria

For Proposed Alberhill 115 kV Subtransmission Line Route Section 3:

- Arrange the conductors of 115 kV circuits for magnetic field reduction.
 - Alberhill-Newcomb 115 kV Line: C-B-A (top to bottom)
 - Alberhill-Skylark 115 kV Line: A-B-C (top to bottom)
- Utilize double-circuit construction that reduces spacing between circuits as compared with single-circuit construction
- Utilize structure heights that meet or exceeds SCE's EMF preferred design criteria

For Proposed Alberhill 115 kV Subtransmission Line Route Section 4:

- Arrange the conductors of 115 kV circuits for magnetic field reduction.
 - Alberhill-Skylark 115 kV Line: A-B-C (top to bottom)
 - Elsinore-Fogarty 115 kV Line: C-B-A (top to bottom)
- Utilize double-circuit construction that reduces spacing between circuits as compared with single-circuit construction
- Utilize structure heights that meet or exceeds SCE's EMF preferred design criteria

For Proposed Alberhill 115 kV Subtransmission Line Route Section 5:

- Arrange the conductors of 115 kV circuits for magnetic field reduction.
 - Alberhill-Skylark 115 kV Line: A-B-C (top to bottom)
 - Elsinore-Skylark 115 kV Line: C-B-A (top to bottom)

- Utilize double-circuit construction that reduces spacing between circuits as compared with single-circuit construction.
- Utilize structure heights that meet or exceeds SCE's EMF preferred design criteria

For Proposed Alberhill 115 kV Subtransmission Line Route Section 6:

- Arrange the conductors of 115 kV circuits for magnetic field reduction.
 - Newcomb-Skylark 115 kV Line: A-B-C (top to bottom)
 - Valley-Newcomb-Tenaja 115 kV Line: A-B-C (top to bottom)
- Utilize double-circuit construction that reduces spacing between circuits as compared with single-circuit construction
- Utilize structure heights that meet or exceeds SCE's EMF preferred design criteria

For Proposed Alberhill 115 kV Subtransmission Line Route Section 7:

- Utilize structure heights that meet or exceeds SCE's EMF preferred design criteria

For Proposed Substation:

- Place major substation electrical equipment (such as transformers, switchracks, buses and underground duct banks) away from the substation property lines
- Configure the transfer and operating buses with the transfer bus closest to the nearest property line

The recommended “no-cost and low-cost” magnetic field reduction design options listed above are based upon preliminary engineering designs, and therefore, they are subject to change during the final engineering designs. If the final engineering designs are different than preliminary engineering designs, SCE, however, would implement comparable “no-cost and low-cost” magnetic field reduction design options. If the final engineering designs are significantly different (in the context of evaluating and implementing CPUC’s “no-cost and low-cost” EMF Policy) than the preliminary designs, a Final FMP will be prepared. SCE’s plan for applying the above “no-cost and low-cost” magnetic field reduction design options uniformly for the Proposed Project is consistent with the CPUC’s EMF Decisions No. 93-11-013 and No. 06-01-042, and also with recommendations made by the U.S. NIEHS. Furthermore, the recommendations above meet the CPUC approved EMF Design Guidelines as well as all applicable national and state safety standards for new electrical facilities.

VII. APPENDIX A: TWO-DIMENSIONAL MODEL ASSUMPTIONS AND YEAR 2014 FORECASTED LOADING CONDITIONS

Magnetic Field Assumptions:

SCE uses a computer program titled “MFields”⁴⁵ to model the magnetic field characteristics of various transmission designs options. All magnetic field models and the calculated results of magnetic field levels presented in this document are intended only for purposes of identifying the relative differences in magnetic field levels among various T/L and subtransmission line design alternatives under a specific set of modeling assumptions and determining whether particular design alternatives can achieve magnetic field level reductions of 15 percent or more. The calculated results are not intended to be predictors of the actual magnetic field levels at any given time or at any specific location if and when the project is constructed.

Typical two-dimensional magnetic field modeling assumptions include:

- All subtransmission lines and T/Ls were modeled using forecasted peak loads (see Table 11 and 12 below)
- All conductors were assumed to be straight and infinitely long
- A 6-foot sag was assumed for all 115 kV subtransmission designs
- A 69-foot sag was assumed for the Alberhill-Valley 500 kV T/L segment design
- A 75-foot sag was assumed for the Alberhill-Serrano 500 kV T/L segment design
- Magnetic field strength was calculated at a height of three feet above ground
- Resultant magnetic fields values were presented in this FMP
- All line currents were assumed to be balanced (i.e. neutral or ground currents are not considered)
- Terrain was assumed to be flat
- Project dominant power flow directions were used.

⁴⁵ Kim, C, MFields for Excel, Version 2.0, 2007.

Table 11. Year 2014 Forecasted Loading Conditions for Proposed 500 kV and 115 kV Lines	
Circuit Name	Current (Amp)
Alberhill-Valley 500 kV T/L	500
Alberhill-Serrano 500 kV T/L	100
Alberhill-Fogarty 115 kV Line	730
Alberhill-Newcomb 115 kV Line	400
Elsinore-Fogarty 115 kV Line	550
Alberhill-Skylark 115 kV Line	600
Elsinore-Skylark 115 kV Line	50
Newcomb-Skylark 115 kV Line	250
Valley-Newcomb-Tenaja 115 kV Line	850

Table 12. Existing 115 kV Subtransmission Line Loads	
Circuit Name	Current (Amp)
Valley-Elsinore-Ivyglen 115 kV Line	200
Valley-Ivyglen 115 kV Line (in 2011)	400
Elsinore-Skylark 115 kV Line	200
Valley-Newcomb-Skylark 115 kV Line	600

Note:

1. Forecasted loading data is based upon scenarios representing load forecasts for the second quarter of 2014. The forecasting data is subject to change depending upon availability of generations, load increase, changes in load demand, and by many other factors.
2. All existing line loading data, unless shown in the table with specific year, is derived from historical data from August 1, 2008 to August 1, 2009. The load information presented is only approximation of the typical peak demand load, intended to be used for comparison of different designs for EMF reduction. It is not intended to predict the actual EMF levels.

CERTIFICATE OF SERVICE

I hereby certify that, pursuant to the Commission's Rules of Practice and Procedure, I have this day served a true copy of the **APPLICATION OF SOUTHERN CALIFORNIA EDISON COMPANY (U 338-E) FOR A PERMIT TO CONSTRUCT ELECTRICAL FACILITIES WITH VOLTAGES BETWEEN 50 KV AND 200 KV OR NEW OR UPGRADED SUBSTATIONS WITH HIGH SIDE VOLTAGES EXCEEDING 50 KV: ALBERHILL SYSTEM PROJECT** on the Chief Administrative Law Judge, by placing the copy in a sealed envelope and causing such envelope to be delivered by hand or by overnight courier to the offices of the Commission or other addressee(s).

Executed this 30th day of September, 2009, at Rosemead, California.



ROBIN TAYLOR

Project Analyst

SOUTHERN CALIFORNIA EDISON COMPANY

2244 Walnut Grove Avenue
Post Office Box 800
Rosemead, California 91770