





	Agriculture Dairy and Livestock Feed Yards
	Agriculture Field Cropland
	Agriculture Grove / Orchard
	Alkali Marsh
	Coast Live Oak Woodland
	Coastal Sage Scrub
	Disturbed Coastal Sage Scrub
	Disturbed Alluvial
	Coastal and Valley Freshwater Marsh
	Pennisular Juniper Woodland and Scrub
	Mule Fat Scrub
	Non-Native Grassland
	Disturbed Non-Native Grassland
	Oak Woodland
	Open Water
	Riversidean Alluvial Fan Sage Scrub
	Disturbed Riversidean Fan Sage Scrub
	Riparian Scrub
	Disturbed Riparian Scrub
	Southern Sycamore / Alder Riparian Woodland
	Southern Cottonwood / Willow Riparian
	Seasonal Wetland
	Southern Willow Scrub
	Tamarisk Scrub
	Residential / Urban / Exotic

SOURCE: AMEC 2008, Southern California Edison 2008, and MHA|RMT Environmental Consulting 2008

**Map Legend for Figures D.4-1, D.4-2, and D.4-3**