

ORIGINAL

Decision No. 59277

BEFORE THE PUBLIC UTILITIES COMMISSION OF THE STATE OF CALIFORNIA

In the Matter of the Application of)	
JOHN T. LANE for an order granting)	
permission to charge less than the)	
minimum rates on shipments trans-)	Application No. 41594
ported for the Coca-Cola Company.)	

OPINION AND ORDER

Applicant holds radial highway common carrier, highway contract carrier and city carrier permits. Prior orders in Application No. 28709 have authorized applicant, under Section 3666 of the Public Utilities Code, to deviate from the established minimum rates for the transportation of syrup and empty containers and to transport pallets without charge for the Coca-Cola Company between specified points in northern and central California. The authority is scheduled to expire December 2, 1959.

By this application authority is sought to continue to deviate from the minimum rates for a further one-year period, but to increase the currently authorized rates as shown in Exhibit "A" attached to the application.

The application states that applicant has experienced increased costs in labor and fuel taxes. It alleges that the proposed increases in rates will offset the higher costs and that operations under the sought rates may reasonably be expected to be profitable during the ensuing year. Financial data submitted with the application indicates that a satisfactory return was received from the operation during the year ending September 30, 1959. The Transportation Division staff has reviewed the application and has recommended that it be granted.

In the circumstances, it appears, and the Commission finds, that the proposed rates are reasonable. A public hearing is not necessary. The application will be granted.

Therefore, good cause appearing,

IT IS ORDERED:

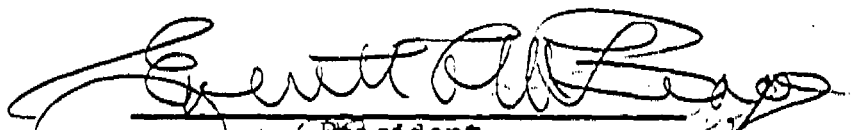
(1) That John T. Lane is hereby authorized to transport flavoring syrup and empty containers for the Coca-Cola Company between San Francisco and the points set forth in Appendix "A", attached hereto and by this reference made a part hereof, at rates no lower than those set forth in Appendix "A" hereof, in lieu of the minimum rates otherwise applicable to such transportation.


(2) That John T. Lane is hereby further authorized to transport pallets without charge in connection with the transportation involved in this proceeding.


(3) That the authority herein granted shall expire December 2, 1960, unless sooner canceled, changed or extended by order of the Commission.


This order shall become effective December 2, 1959.

Dated at San Francisco, California, this 17th day of November, 1959.



President






Commissioners

APPENDIX "A" to Decision No. 59277

Rates on Flavoring Syrup in Bulk in barrels or drums,
or in inner containers packed in cartons:

FROM
San Francisco, California
(Rates in cents per 100 lbs.)

TO:	Minimum Weight			
	4,000 lbs.	10,000 lbs.	20,000 lbs.	30,000 lbs.
Burlingame	48	27	14	12
Eureka	102	75	55	52
Fresno	80	55	37	32
Hayward	53	34	19	15
Marysville	69	47	33	27
Merced	72	49	30	24
Modesto	65	42	23	20
Monterey	68	45	30	25
Napa	59	37	23	19
Oakland	50	30	(a)16 (b)18	(a)14 (b)16
Palo Alto	52	32	17	14
Petaluma	58	35	22	18
Pittsburg	59	37	23	19
Sacramento and North Sacramento	65	42	28	23
Salinas	68	45	28	24
San Jose	57	34	19	17
San Mateo	48	28	14	12
San Rafael	51	32	16	14
Santa Cruz	64	40	25	22
Santa Rosa	61	38	27	22
Stockton	63	40	23	19
Vallejo	58	35	22	18
Visalia	86	60	44	38
Watsonville	68	44	29	24

Schedule of Rates for Split Delivery
Shipments for the Transportation
of Syrup from San Francisco When
Watsonville and Santa Cruz and
Either or Both Monterey or
Salinas Are Included in One
Shipment:

- | | | | | |
|--|----|----|----|----|
| | 68 | 44 | 31 | 27 |
|--|----|----|----|----|
- (a) Applies on flavoring syrup in drums.
(b) Applies on flavoring syrup in cartons
or Mixed.

SPLIT DELIVERY CHARGES

<u>Weight in pounds</u>		<u>Charge Per delivery</u>
<u>over</u>	<u>not over</u>	
0	100	\$.90
100	500	.90
500	1000	1.17
1000	2000	1.62
2000	4000	2.25
4000	10000	2.65
10000	-	3.10

Rates on empty drums returning to San Francisco
(in cents per 100 lbs.)

<u>FROM:</u>	<u>Minimum Weight</u>			
	<u>AQ</u>	<u>2M</u>	<u>4M</u>	<u>10M</u>
Burlingame	55	34	25	25
Eureka	82	82	51	40
Fresno	72	64	43	30
Hayward	58	38	29	25
Marysville	68	53	38	26
Merced	68	55	38	26
Modesto	65	48	35	25
Monterey	66	50	36	25
Napa	61	42	31	25
Oakland	56	35	26	25
Palo Alto	57	37	28	25
Petaluma	60	40	30	25
Pittsburg	61	42	31	25
Sacramento and North Sacramento	65	48	35	25
Salinas	65	48	35	25
San Jose	59	39	29	25
San Rafael	57	36	27	25
Santa Cruz	64	46	33	25
Santa Rosa	63	43	32	25
Stockton	65	47	34	25
Vallejo	60	40	30	25
Visalia	75	70	45	32
Watsonville	65	48	35	25

End of Appendix "A"