

Decision No. S1115**ORIGINAL**

BEFORE THE PUBLIC UTILITIES COMMISSION OF THE STATE OF CALIFORNIA

In the Matter of the Investigation into the rates, rules, regulations, charges, allowances and practices of all common carriers, highway carriers and city carriers relating to the transportation of sand, rock, gravel and related items (commodities for which rates are provided in Minimum Rate Tariff No. 7.)

Case No. 5437Petition No. 63, Filed
April 5, 1960

E. O. Blackman, for California Dump Truck Owners Association, Inc., petitioner.

Arlo D. Poe, J. C. Kaspar, and James Quintrall, for California Trucking Associations, Inc., interested party.

Fred P. Hughes and Ralph J. Staunton, for the Commission's staff.

O P I N I O N

This matter relates to the minimum rates, rules and regulations which the Commission has promulgated in Minimum Rate Tariff No. 7 for the transportation of rock, sand, gravel and certain other commodities in dump truck equipment between points in Los Angeles and Orange Counties. The California Dump Truck Owners Association, Inc., petitioner herein, seeks the extension of the zone and area-to-point rates in the tariff to apply from recently-constructed facilities for the production of sand which are located along the Santa Ana River in the approximate vicinity of the community of Yorba Linda and of the City of Orange. Petitioner also seeks the

prescription of additional zone rates from an established production area in Orange County -- Production Area "G."

Public hearing on the petition was held before Examiner C. S. Abernathy at Los Angeles on July 22, 1960.

Evidence was presented by petitioner's manager, by representatives of two rock products producers, and by a carrier of rock products. Representatives of the California Trucking Associations, Inc., and of the Commission's staff participated in the development of the record.

The evidence which was submitted in this matter is substantially to the effect that large quantities of rock products are shipped from the above indicated areas of production to points of destination in Los Angeles and Orange Counties, and that the rates which apply to these movements under present tariff provisions tend to inhibit the utilization of for-hire carriers for said transportation because the rates either are not adapted to the procedures which are followed in the marketing of rock products or they are higher than the rates which apply for similar transportation services in the same general area. Petitioner seeks to overcome these impediments to the use of for-hire facilities for the transportation involved by the establishment of rates corresponding to those which apply for corresponding transportation of rock products from other producing areas in Los Angeles and Orange Counties.¹

¹ The term "Los Angeles County" is used herein to mean that portion of the County lying generally between the San Gabriel Mountains and the Pacific Ocean.

Detailed discussion of the evidence is not necessary. It appears that the granting of the petition would do no more than provide rates for the transportation in issue which correspond to the rates which have been prescribed heretofore as reasonable for transportation of the same kind and character from other points of production of rock products in Los Angeles and Orange Counties.

In the circumstances it appears, and the Commission so finds, that the sought revisions in Minimum Rate Tariff No. 7 will result in just, reasonable and nondiscriminatory minimum rates for the transportation that would be subject thereto. The petition will be granted.

O R D E R

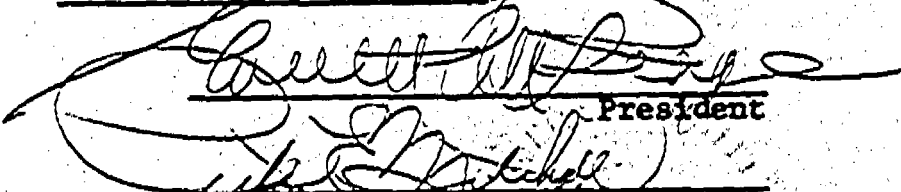
Based on the evidence of record and on the findings and conclusions in the preceding opinion,


IT IS HEREBY ORDERED that Minimum Rate Tariff No. 7 (Appendix "A" of Decision No. 32566, as amended) be and it is hereby further amended by incorporating therein, to become effective December 31, 1960, the revised pages attached hereto and listed in Appendix "A", also attached hereto, which pages and appendix are made a part hereof by this reference.


In all other respects said Decision No. 32566, as amended, shall remain in full force and effect.


This order shall become effective twenty days after the date hereof.

Dated at San Francisco, California,
this 22nd day of NOVEMBER, 1960.



President






Commissioners

APPENDIX "A" TO DECISION NO. 51215

Revised Pages to Minimum Rate Tariff No. 7
Authorized by Said Decision

First Revised Page 33-A-1

Fourth Revised Page 37-B

Original Page 37-B-1

Fourth Revised Page 37-C

Original Page 37-C-1

First Revised Page 37-D

Original Page 37-D-1

First Revised Page 37-E

Original Page 37-E-1

Tenth Revised Page 38-Q

Fourth Revised Page 38-Q-1

Original Page 38-Q-2

Original Page 38-Q-3

First Revised Page 38-U-12

(END OF APPENDIX "A")

| Area No. | SECTION NO. 3 - RATES FROM PRODUCTION AREAS TO DELIVERY ZONES (Continued) |
|---|---|
| | <p data-bbox="517 422 1354 461">APPLICATION OF TARIFF-TERRITORIAL (Continued)</p> <p data-bbox="517 486 1298 524">ORANGE COUNTY-PRODUCTION AREAS (Concluded)</p> <p data-bbox="388 580 1471 838">Beginning at the prolongation of Jefferson Street and the Santa Ana River; thence northerly along said prolongation and Jefferson Street to State Highway No. 14; thence westerly along State Highway No. 14 to its intersection with the southerly prolongation of Red Gum Street; thence southerly along said prolongation of Red Gum Street to the Santa Ana River; thence easterly along the Santa Ana River to point of beginning.</p> <p data-bbox="275 703 299 741">K</p> <p data-bbox="388 868 1438 1126">Beginning at the intersection of Walnut and Taylor Streets; thence west on Walnut Street to its intersection with Van Buren Street; thence south on the southerly extension of Van Buren Street to its intersection with the Santa Ana River; thence northeasterly on the Santa Ana River to its intersection with the southerly extension of Taylor Street; thence north on said extension of Taylor Street to the point of beginning.</p> <p data-bbox="262 991 305 1029">#L</p> <p data-bbox="388 1151 1475 1467">Beginning at the intersection of the easterly extension of Wagner Avenue and the Santa Ana River; thence westerly along said extension and along Wagner Avenue to its intersection with Rio Vista Street; thence south-westerly along a direct line to the intersection of Eaton Way and Ball Road; thence easterly along Ball Road and the easterly extension thereof to the intersection of said extension with the Santa Ana River; thence north-easterly along the Santa Ana River to the point of beginning.</p> <p data-bbox="262 1304 305 1342">#M</p> |
| | # Addition, Decision No. 61115 |
| EFFECTIVE DECEMBER 31, 1960 | |
| Issued by the Public Utilities Commission of the State of California, San Francisco, California. | |
| Correction No. 865 | |

(2) Fourth Revised Page 37-B
Cancels

Third Revised Page 37-B

MINIMUM RATE TARIFF NO. 7

SECTION NO. 3 - RATES FROM PRODUCTION AREAS TO DELIVERY ZONES
IN CENTS PER TON (Continued)

*Item No. 249-D (Cancels 249-C)

MATERIAL, viz.:

Granite, decomposed, Stone, crushed, chips or waste,
Gravel, Stone, natural, blocks, pieces or slabs, rough quarried,
Sand, Stone, natural, sawed, not further finished.

| (1) Orange County Delivery Zones | FROM | | | | | | | | |
|-------------------------------------|------------------------------------|-----|-----|----|----|----|----|-----|-----|
| | (1) Orange County Production Areas | | | | | | | | |
| | A | B | C | D | E | F | G | #6L | #6M |
| 1 | 32 | 92 | 79 | 36 | 58 | 44 | 63 | 47 | 47 |
| 2-A | 40 | 81 | 91 | 48 | 65 | 50 | 68 | 62 | 60 |
| 2-B | 55 | 92 | 89 | 51 | 70 | 68 | 72 | 66 | 50 |
| 2-C | 44 | 101 | 79 | 34 | 66 | 57 | 66 | 58 | 29 |
| 2-D | 41 | 104 | 70 | 25 | 46 | 56 | 58 | 40 | 25 |
| 3-A | 28 | 99 | 89 | 43 | 64 | 29 | 61 | 52 | 60 |
| 3-B | 32 | 104 | 92 | 49 | 69 | 25 | 66 | 60 | 57 |
| 4-A | 68 | 92 | 97 | 65 | 75 | 68 | 79 | 72 | 63 |
| 4-B | 55 | 72 | 97 | 60 | 68 | 63 | 70 | 62 | 60 |
| 4-C | 49 | 71 | 102 | 63 | 71 | 61 | 74 | 63 | 65 |
| 4-D | 63 | 78 | 109 | 66 | 75 | 65 | 77 | 70 | 68 |
| 5-A | 57 | 113 | 68 | 34 | 63 | 68 | 68 | 55 | 32 |
| 5-B | 55 | 109 | 75 | 46 | 66 | 68 | 69 | 67 | 44 |
| 5-C | 65 | 102 | 85 | 57 | 69 | 69 | 77 | 67 | 52 |
| 5-D | 71 | 107 | 91 | 66 | 75 | 79 | 88 | 77 | 54 |
| 6-A | 63 | 122 | 58 | 36 | 51 | 68 | 64 | 44 | 44 |
| 6-B | 56 | 118 | 68 | 33 | 40 | 66 | 58 | 33 | 42 |
| 6-C | 60 | 122 | 70 | 46 | 28 | 68 | 54 | 30 | 57 |
| 6-D | 48 | 113 | 74 | 36 | 28 | 65 | 43 | 25 | 54 |
| 7-A | 76 | 112 | 36 | 63 | 69 | 92 | 77 | 57 | 57 |
| 7-B | 77 | 116 | 50 | 64 | 63 | 89 | 72 | 54 | 60 |
| 7-C | 68 | 127 | 57 | 51 | 44 | 72 | 64 | 42 | 52 |
| 7-D | 71 | 132 | 46 | 51 | 61 | 85 | 68 | 56 | 56 |
| 7-E | 77 | 112 | 46 | 65 | 68 | 91 | 79 | 65 | 63 |
| 9-A | 75 | 131 | 68 | 61 | 68 | 85 | 77 | 60 | 62 |
| 9-B | 70 | 125 | 65 | 49 | 61 | 75 | 69 | 50 | 51 |
| 10-A | 69 | 121 | 70 | 46 | 66 | 74 | 72 | 57 | 47 |
| 10-B | 66 | 119 | 72 | 60 | 70 | 72 | 76 | 67 | 49 |
| 10-C | 70 | 113 | 81 | 65 | 79 | 78 | 86 | 75 | 52 |
| 10-D | 76 | 116 | 89 | 69 | 79 | 85 | 93 | 83 | 61 |

(1) For Descriptions of Orange County Production Areas and Delivery Zones, see Pages 28 to 33-A-1, inclusive.

Δ(2) Rates from San Bernardino County Production Areas, formerly shown on this page, transferred to new Item No. 249.5 on Original Page 37-B-1.

* Change

Δ Change, neither increase nor reduction

Addition

◊ Reduction

Decision No.

61115

EFFECTIVE DECEMBER 31, 1960

Issued by the Public Utilities Commission of the State of California,
San Francisco, California.

Correction No. 866

| Item No. | SECTION NO. 3 - RATES FROM PRODUCTION AREAS TO DELIVERY ZONES IN CENTS PER TON (Continued) | | | | |
|----------|--|---|-----|-----|-----|
| | MATERIAL, viz.: | | | | |
| | Granite, decomposed, Gravel, Sand, | Stone, crushed, chips or waste, Stone, natural, blocks, pieces or slabs, rough quarried, Stone, natural, sawed, not further finished. | | | |
| | TO | FROM | | | |
| | (2) Orange County Delivery Zones | (1) San Bernardino County Production Areas | | | |
| | | H | L | M | N |
| | 1 | 128 | 134 | 131 | 157 |
| | 2-A | 137 | 143 | 141 | 166 |
| | 2-B | 144 | 151 | 148 | 173 |
| | 2-C | 123 | 132 | 141 | 168 |
| | 2-D | 117 | 124 | 121 | 147 |
| | 3-A | 132 | 138 | 136 | 161 |
| | 3-B | 136 | 143 | 139 | 166 |
| | 4-A | 147 | 156 | 163 | 190 |
| | 4-B | 148 | 154 | 151 | 177 |
| | 4-C | 149 | 156 | 153 | 178 |
| | 4-D | 156 | 162 | 158 | 184 |
| | 5-A | 118 | 127 | 136 | 163 |
| | 5-B | 131 | 138 | 147 | 174 |
| | 5-C | 139 | 148 | 156 | 183 |
| | 5-D | 146 | 154 | 163 | 190 |
| | 6-A | 105 | 113 | 122 | 149 |
| | 6-B | 105 | 112 | 121 | 148 |
| | 6-C | 106 | 114 | 122 | 151 |
| | 6-D | 112 | 119 | 116 | 142 |
| | 7-A | 98 | 107 | 114 | 143 |
| | 7-B | 88 | 97 | 105 | 133 |
| | 7-C | 95 | 102 | 111 | 138 |
| | 7-D | 92 | 101 | 110 | 137 |
| | 7-E | 97 | 105 | 113 | 141 |
| | 9-A | 114 | 122 | 131 | 158 |
| | 9-B | 112 | 121 | 129 | 157 |
| | 10-A | 123 | 132 | 141 | 168 |
| | 10-B | 133 | 141 | 149 | 177 |
| | 10-C | 141 | 148 | 157 | 184 |
| | 10-D | 148 | 157 | 166 | 193 |

#(3)
249.5

(1) For Descriptions of San Bernardino County Production Areas, see Page 21-S1.

(2) For Descriptions of Orange County Delivery Zones, see Pages 28 to 33, inclusive.

Δ(3) Rates shown on this page formerly appeared in Item No. 249-C on Third Revised Page 37-B.

Δ Change, neither increase nor reduction } Decision No. 51215
 # Addition

EFFECTIVE DECEMBER 31, 1960

Issued by the Public Utilities Commission of the State of California,
 Correction No. 867 San Francisco, California.

(2) Fourth Revised Page ... 37-C

Cancels

Third Revised Page 37-C

MINIMUM RATE TARIFF NO. 7

SECTION NO. 3 - RATES FROM PRODUCTION AREAS TO DELIVERY ZONES
IN CENTS PER TON (Continued)

*Item No. 250-Q (Cancels 250-P)

MATERIAL, viz.:

Granite, decomposed, Stone, crushed, chips or waste,
Gravel, Stone, natural, blocks, pieces or slabs, rough quarried,
Sand, Stone, natural, sawed, not further finished.

| (1) Orange County Delivery Zones | FROM | | | | | | | | |
|-------------------------------------|------------------------------------|-----|-----|-----|-----|-----|-----|-----|-----|
| | (1) Orange County Production Areas | | | | | | | | |
| | A | B | C | D | E | F | G | #bL | #bM |
| 11-A | 76 | 133 | 71 | 63 | 70 | 85 | 81 | 67 | 62 |
| 11-B | 78 | 134 | 79 | 68 | 79 | 84 | 91 | 77 | 57 |
| 11-C | 76 | 120 | 86 | 69 | 85 | 86 | 96 | 83 | 60 |
| 11-D | 89 | 129 | 100 | 79 | 93 | 95 | 104 | 93 | 72 |
| 12-A | 81 | 133 | 86 | 70 | 88 | 90 | 97 | 83 | 65 |
| 12-B | 88 | 133 | 97 | 77 | 92 | 95 | 103 | 92 | 70 |
| 13-A | 86 | 120 | 100 | 77 | 89 | 86 | 101 | 87 | 67 |
| 13-B | 71 | 101 | 102 | 70 | 85 | 77 | 90 | 80 | 62 |
| 14-A | 69 | 89 | 105 | 68 | 79 | 69 | 84 | 72 | 65 |
| 14-B | 71 | 100 | 114 | 74 | 91 | 78 | 92 | 82 | 66 |
| 15-A | 71 | 93 | 122 | 72 | 88 | 75 | 88 | 82 | 76 |
| 15-B | 80 | 114 | 122 | 84 | 99 | 88 | 101 | 95 | 80 |
| 16 | 64 | 69 | 109 | 68 | 77 | 68 | 80 | 71 | 72 |
| 17 | 70 | 66 | 121 | 76 | 85 | 71 | 92 | 81 | 82 |
| 18-A | 74 | 55 | 131 | 81 | 96 | 80 | 102 | 92 | 92 |
| 18-B | 75 | 58 | 133 | 84 | 96 | 81 | 97 | 90 | 91 |
| 18-C | 84 | 69 | 142 | 92 | 107 | 90 | 111 | 102 | 100 |
| 19-A | 75 | 40 | 133 | 88 | 100 | 81 | 103 | 95 | 96 |
| 19-B | 81 | 30 | 140 | 92 | 104 | 90 | 109 | 101 | 102 |
| 19-C | 92 | 34 | 149 | 101 | 116 | 95 | 117 | 110 | 110 |
| 19-D | 105 | 55 | 164 | 113 | 125 | 114 | 129 | 123 | 124 |
| 20-A | 100 | 71 | 164 | 109 | 124 | 107 | 127 | 118 | 114 |
| 20-B | 93 | 74 | 151 | 103 | 116 | 101 | 118 | 110 | 107 |
| 20-C | 88 | 77 | 139 | 92 | 107 | 95 | 109 | 101 | 95 |
| 20-D | 81 | 85 | 133 | 88 | 99 | 89 | 101 | 95 | 90 |
| 21 | 108 | 68 | 167 | 120 | 133 | 117 | 138 | 128 | 124 |
| 22 | 105 | 51 | 164 | 118 | 129 | 114 | 131 | 126 | 126 |
| 23-A | 116 | 66 | 172 | 125 | 139 | 122 | 141 | 133 | 134 |
| 23-B | 123 | 70 | 181 | 133 | 146 | 131 | 148 | 142 | 143 |

(1) For Descriptions of Orange County Production Areas and Delivery Zones, see Pages 28 to 33-A-1, inclusive.

Δ (2) Rates from San Bernardino County Production Areas, formerly shown on this page, transferred to new Item No. 250.5 on Original Page 37-C-1.

* Change

Δ Change, neither increase nor reduction

Addition

◊ Reduction

Decision No. 61115

EFFECTIVE DECEMBER 31, 1960

Issued by the Public Utilities Commission of the State of California,
San Francisco, California.

Correction No. 868

| Item No. | SECTION NO. 3 - RATES FROM PRODUCTION AREAS TO DELIVERY ZONES IN CENTS PER TON (Continued) | | | | |
|---|---|-----|--|-----|-----|
| | TO (2) Orange County Delivery Zones | | FROM (1) San Bernardino County Production Areas | | |
| | H | L | M | N | |
| MATERIAL, viz.: | | | | | |
| Granite, decomposed, Gravel, Sand, | Stone, crushed, chips or waste, Stone, natural, blocks, pieces or slabs, rough quarried, Stone, natural, sawed, not further finished. | | | | |
| | | | | | |
| | 11-A | 128 | 136 | 144 | 172 |
| | 11-B | 138 | 146 | 154 | 182 |
| | 11-C | 143 | 152 | 161 | 188 |
| | 11-D | 158 | 166 | 174 | 202 |
| | 12-A | 144 | 153 | 161 | 188 |
| | 12-B | 151 | 158 | 167 | 194 |
| | 13-A | 158 | 166 | 174 | 202 |
| | 13-B | 153 | 161 | 169 | 197 |
| | 14-A | 157 | 163 | 161 | 185 |
| | 14-B | 163 | 170 | 179 | 207 |
| | 15-A | 166 | 173 | 169 | 195 |
| | 15-B | 175 | 184 | 193 | 220 |
| | 16 | 157 | 163 | 161 | 185 |
| | 17 | 163 | 170 | 167 | 193 |
| | 18-A | 178 | 184 | 180 | 207 |
| | 18-B | 178 | 184 | 180 | 207 |
| | 18-C | 188 | 194 | 190 | 217 |
| | 19-A | 180 | 187 | 183 | 209 |
| | 19-B | 185 | 193 | 189 | 215 |
| | 19-C | 193 | 200 | 197 | 223 |
| | 19-D | 208 | 214 | 212 | 236 |
| | 20-A | 204 | 212 | 208 | 234 |
| | 20-B | 193 | 199 | 195 | 222 |
| | 20-C | 187 | 193 | 190 | 217 |
| | 20-D | 180 | 188 | 184 | 210 |
| | 21 | 214 | 220 | 217 | 243 |
| | 22 | 209 | 217 | 213 | 239 |
| | 23-A | 217 | 224 | 220 | 246 |
| | 23-B | 226 | 233 | 229 | 255 |
| (1) For Descriptions of San Bernardino County Production Areas, see Page 21-S1. | | | | | |
| (2) For Descriptions of Orange County Delivery Zones, see Pages 28 to 33, inclusive. | | | | | |
| Δ (3) Rates shown on this page formerly appeared in Item No. 250-P on Third Revised Page 37-C. | | | | | |
| Δ Change, neither increase nor reduction } Decision No. 61115 # Addition | | | | | |
| EFFECTIVE DECEMBER 31, 1960 | | | | | |
| Issued by the Public Utilities Commission of the State of California, San Francisco, California. | | | | | |
| Correction No. 869 | | | | | |

#(3)
250.5

RATES ON THIS PAGE ARE NOT SUBJECT TO PROVISIONS OF SUPPLEMENT NO.11

(3) First Revised Page ... 37-D

Cancels

Original Page 37-D

MINIMUM RATE TARIFF NO. 7

SECTION NO. 3 - RATES FROM PRODUCTION AREAS TO DELIVERY ZONES IN CENTS PER TON (Continued)

* Item No. 251-A (Cancels 251)

MATERIAL, viz.:

Granite, decomposed, Stone, crushed, chips or waste,
Gravel, Stone, natural, blocks, pieces or slabs,
Sand, rough quarried,
Stone, natural, sawed, not further
finished.

| (2) Los Angeles County Delivery Zones | FROM: | | | | | | |
|--|------------------------------------|-----|-----|-----|-----|-----|-----|
| | (1) Orange County Production Areas | | | | | | |
| | A | D | E | F | #5G | #5L | #5M |
| 43-A | 113 | 90 | 102 | 118 | 117 | 101 | 87 |
| 43-B | 103 | 81 | 92 | 109 | 106 | 92 | 80 |
| 43-C | 89 | 68 | 80 | 95 | 95 | 80 | 67 |
| 43-D | 86 | 70 | 85 | 95 | 95 | 82 | 67 |
| 43-E | 95 | 80 | 96 | 104 | 107 | 93 | 77 |
| 43-F | 109 | 93 | 108 | 118 | 118 | 103 | 86 |
| 43-G | 109 | 99 | 116 | 117 | 126 | 112 | 90 |
| 43-H | 95 | 85 | 100 | 104 | 113 | 98 | 80 |
| 43-I | 88 | 77 | 92 | 95 | 103 | 87 | 70 |
| 43-J | 95 | 90 | 103 | 102 | 114 | 102 | 81 |
| 43-K | 102 | 93 | 109 | 113 | 122 | 110 | 88 |
| 43-L | 113 | 104 | 118 | 124 | 132 | 118 | 100 |
| 65-A | 114 | 92 | 101 | 127 | | | |
| 65-B | 108 | 88 | 95 | 120 | 112 | 93 | 86 |
| 65-C | 100 | 75 | 86 | 113 | 102 | 80 | 82 |

(1) For Descriptions of Orange County Production Areas, see Pages 33-A and 33-A-1.

(2) For Descriptions of Los Angeles County Delivery Zones, see Pages 11 to 21-D, inclusive.

Δ(3) Rates from San Bernardino County Production Areas, formerly shown on this page, transferred to new Item No. 252 on Original Page 37-D-1.

* Change
 Δ Change, neither increase nor reduction
 # Addition
 o Reduction
) Decision No. 61115
)

EFFECTIVE DECEMBER 31, 1960

Issued by the Public Utilities Commission of the State of California,
 San Francisco, California.

Correction No. 870

(3) Original Page ... 37-D-1

MINIMUM RATE TARIFF NO. 7

| Item No. | SECTION NO. 3 - RATES FROM PRODUCTION AREAS TO DELIVERY ZONES IN CENTS PER TON (Continued) | | |
|--|---|---|---------|
| | MATERIAL, viz.: Granite, decomposed, Stone, crushed, chips or waste, Gravel, Stone, natural, blocks, pieces or slabs, rough quarried, Sand, Stone, natural, sawed, not further finished. | | |
| | TO (2) Los Angeles County Delivery Zones | FROM (1) San Bernardino County Production Areas | |
| #252 | | L | M N |
| | 61-B2 | 148 | 157 184 |
| | 61-C1 | 141 | 149 177 |
| | 61-C2 | 129 | 138 166 |
| | 61-C3 | 137 | 146 173 |
| | 61-C4 | 147 | 156 183 |
| | 62-A1 | 146 | 154 182 |
| | 62-A2 | 146 | 154 182 |
| | 62-A3 | 157 | 166 193 |
| | 62-B1 | 133 | 142 169 |
| | 62-B2 | 136 | 143 170 |
| | 63-A | 127 | 136 163 |
| | 63-B | 114 | 122 151 |
| | 63-C | 126 | 134 162 |
| | 63-D | 122 | 131 158 |
| | 64-A | 136 | 144 172 |
| | 64-B | 141 | 144 177 |
| | 64-C | 151 | 159 187 |
| | 65-A | 123 | 132 159 |
| | 65-B | 134 | 143 170 |
| | 65-C | 131 | 138 166 |
| (1) For Descriptions of San Bernardino County Production Areas, see Page 21-S1. (2) For Descriptions of Los Angeles County Delivery Zones, see Pages 11 to 21-D, inclusive. | | | |
| Δ (3) Rates from San Bernardino County Production Areas shown on this page formerly appeared in Item No. 251 on Original Page 37-D. | | | |
| Δ Change, neither increase nor) reduction) Decision No. 61115 # Addition) | | | |
| EFFECTIVE DECEMBER 31, 1960 | | | |
| Issued by the Public Utilities Commission of the State of California, San Francisco, California. Correction No. 871 | | | |

RATES ON THIS PAGE ARE NOT SUBJECT TO PROVISIONS OF SUPPLEMENT NO. 11

(3) First Revised Page..... 37-E

Original Page 37-E

MINIMUM RATE TARIFF NO. 7

SECTION NO. 3 - RATES FROM PRODUCTION AREAS TO DELIVERY ZONES
IN CENTS PER TON (Continued)

*Item No. 253-A (Cancels 253)

MATERIAL, viz.:

Granite, decomposed, Stone, crushed, chips or waste,
Gravel, Stone, natural, blocks, pieces or slabs, rough quarried,
Sand, Stone, natural, sawed, not further finished.

| TO (2) Los Angeles County Delivery Zones | FROM (1) Orange County Production Areas | | | | | | |
|---|--|-----|-----|-----|-----|-----|-----|
| | A | D | E | F | #8G | #8L | #8M |
| 66-A | 109 | 90 | 97 | 122 | 114 | 97 | 92 |
| 66-B | 102 | 81 | 89 | 113 | 105 | 87 | 82 |
| 66-C | 95 | 74 | 80 | 104 | 96 | 80 | 73 |
| 66-D | 92 | 70 | 79 | 103 | 92 | 75 | 70 |
| 66-E | 85 | 68 | 70 | 101 | 86 | 66 | 66 |
| 66-F | 100 | 78 | 88 | 109 | 102 | 85 | 81 |
| 66-G | 107 | 86 | 95 | 118 | 111 | 90 | 88 |
| 67-A | 100 | 79 | 88 | 109 | 102 | 85 | 81 |
| 67-B | 92 | 74 | 78 | 103 | 97 | 78 | 73 |
| 67-C | 84 | 68 | 72 | 95 | 87 | 70 | 65 |
| 67-D | 79 | 68 | 70 | 95 | 85 | 66 | 65 |
| 67-E | 79 | 68 | 69 | 92 | 82 | 63 | 63 |
| 67-F | 77 | 64 | 68 | 86 | 80 | 62 | 57 |
| 67-G | 84 | 68 | 69 | 92 | 87 | 67 | 63 |
| 67-H | 90 | 70 | 75 | 101 | 93 | 75 | 70 |
| 67-I | 97 | 77 | 84 | 108 | 102 | 83 | 80 |
| 68-B | | | | | | | |
| 68-C | | | | | | | |
| 68-D | | | | | | | |
| 69-A | 146 | 120 | | | | | |
| 69-B | 135 | 109 | | | | | |
| 69-C | 122 | 100 | | | | | |
| 69-D | 107 | 86 | 92 | 119 | 110 | 92 | 87 |
| 69-E | 116 | 97 | 100 | 125 | 117 | 100 | 95 |
| 69-F | 122 | 103 | | | | | |
| 69-G | 135 | 114 | | | | | |

- (1) For Descriptions of Orange County Production Areas, see Pages 33-A and 33-A-1.
- (2) For Descriptions of Los Angeles County Delivery Zones, see Pages 11 to 21-D, inclusive.

Δ(3) Rates from San Bernardino County Production Areas, formerly shown on this page, transferred to new Item No. 254 on Original Page 37-E-1.

* Change
 Δ Change, neither increase
 nor reduction
 # Addition
 6 Reduction

Decision No. 51115

EFFECTIVE DECEMBER 31, 1960

Issued by the Public Utilities Commission of the State of California,
 Correction No. 872 San Francisco, California

(3)Original Page... 37-E-1

MINIMUM RATE TARIFF NO. 7

| Item No. | SECTION NO. 3 - RATES FROM PRODUCTION AREAS TO DELIVERY ZONES IN CENTS PER TON (Continued) | | | |
|----------|---|---|-----|-----|
| | TO (2) Los Angeles County Delivery Zones | FROM (1) San Bernardino County Production Areas | | |
| | | L | M | N |
| | MATERIAL, viz.: | | | |
| | Granite, decomposed, Gravel, Sand, | Stone, crushed, chips or waste, Stone, natural, blocks, pieces or slabs, rough quarried, Stone, natural, sawed, not further finished. | | |
| | 66-A | 149 | 158 | 185 |
| | 66-B | 143 | 152 | 179 |
| | 66-C | 133 | 142 | 169 |
| | 66-D | 126 | 133 | 161 |
| | 66-E | 117 | 126 | 153 |
| | 66-F | 143 | 152 | 179 |
| | 66-G | 149 | 158 | 185 |
| | 67-A | 146 | 153 | 180 |
| | 67-B | 138 | 147 | 174 |
| | 67-C | 129 | 138 | 166 |
| | 67-D | 122 | 131 | 158 |
| | 67-E | 114 | 122 | 151 |
| | 67-F | 128 | 136 | 163 |
| | 67-G | 134 | 143 | 170 |
| | 67-H | 141 | 149 | 177 |
| | 67-I | 149 | 158 | 185 |
| | 68-B | 173 | 182 | 209 |
| | 68-C | 161 | 169 | 197 |
| | 68-D | 161 | 168 | 195 |
| | 69-A | | | |
| | 69-B | | | |
| | 69-C | 153 | 162 | 189 |
| | 69-D | 156 | 164 | 192 |
| | 69-E | 163 | 172 | 199 |
| | 69-F | | | |
| | 69-G | | | |
| | 80-A | 103 | 112 | 139 |
| | 80-B | 93 | 102 | 129 |
| | 80-C | 83 | 92 | 119 |
| | 80-D | 95 | 102 | 131 |
| | 80-E | 92 | 101 | 128 |
| | 80-F | 101 | 110 | 137 |
| | 80-G | 101 | 110 | 137 |
| | 80-H | 110 | 117 | 146 |
| | 80-I | 111 | 119 | 147 |
| | (1) For Descriptions of San Bernardino County Production Areas, see Page 21-S1. | | | |
| | (2) For Descriptions of Los Angeles County Delivery Zones, see Pages 11 to 21-D, inclusive. | | | |

#254

Δ(3) Rates from San Bernardino County Production Areas
shown on this page formerly appeared in Item No. 253
on Original Page 37-E.

| | | | |
|---|---|--------------|-------|
| Δ Change, neither increase nor reduction | } | Decision No. | 61115 |
| # Addition | | | |

EFFECTIVE DECEMBER 31, 1960

Issued by the Public Utilities Commission of the State of California,
San Francisco, California.

Correction No. 873

Cancels

| Item No. | SECTION NO. 3 - RATES FROM PRODUCTION AREAS TO DELIVERY ZONES IN CENTS PER TON (Continued) | | | | | | | |
|----------------------------|--|---|-----|-----|-----|-----|-----|-------|
| | MATERIAL, viz.: Asphaltic Concrete (commonly called "Hot Stuff"), Cold Road Oil Mixture (commonly called "Plant Mix"). | | | | | | | |
| | TO (1)Orange County Delivery Zones | FROM (1)Orange County Production Areas | | | | | | |
| | | A | B | D | #6G | I | J | #(3)K |
| | 1 | 64 | 138 | 63 | 87 | 110 | 89 | 70 |
| | 2A | 68 | 125 | 77 | 97 | 100 | 99 | 84 |
| | 2B | 84 | 138 | 84 | 110 | 85 | 85 | 95 |
| | 2C | 70 | 149 | 63 | 95 | 94 | 70 | 71 |
| | 2D | 71 | 156 | 49 | 80 | 112 | 85 | 55 |
| | 3A | 51 | 146 | 73 | 86 | 123 | 105 | 73 |
| | 3B | 59 | 153 | 80 | 95 | 134 | 119 | 81 |
| | 4A | 95 | 137 | 91 | 121 | 71 | 96 | 105 |
| | 4B | 78 | 111 | 89 | 107 | 86 | 108 | 95 |
| | 4C | 77 | 106 | 93 | 111 | 103 | 114 | 98 |
| | 4D | 87 | 120 | 95 | 118 | 98 | 124 | 109 |
| | 5A | 86 | 165 | 62 | 97 | 104 | 71 | 66 |
| | 5B | 85 | 162 | 78 | 104 | 85 | 59 | 83 |
| | 5C | 95 | 151 | 86 | 118 | 75 | 70 | 91 |
| | 5D | 105 | 159 | 97 | 131 | 62 | 76 | 107 |
| | 6A | 89 | 176 | 65 | 91 | 113 | 85 | 64 |
| | 6B | 83 | 171 | 62 | 80 | 122 | 93 | 55 |
| | 6C | 87 | 177 | 75 | 75 | 138 | 113 | 68 |
| | 6D | 72 | 164 | 58 | 64 | 130 | 102 | 57 |
| | 7A | 116 | 204 | 96 | 116 | 114 | 112 | 89 |
| | 7B | 112 | 208 | 94 | 110 | 116 | 116 | 93 |
| | 7C | 96 | 186 | 78 | 90 | 135 | 105 | 72 |
| | 7D | 99 | 190 | 82 | 100 | 132 | 98 | 80 |
| | 7E | 111 | 204 | 93 | 120 | 118 | 98 | 103 |
| | 9A | 116 | 189 | 92 | 118 | 98 | 67 | 86 |
| | 9B | 107 | 181 | 82 | 105 | 102 | 71 | 75 |
| | 10A | 106 | 176 | 80 | 109 | 90 | 56 | 82 |
| | 10B | 98 | 173 | 89 | 114 | 80 | 49 | 91 |
| | 10C | 104 | 165 | 98 | 129 | 64 | 59 | 103 |
| | 10D | 119 | 162 | 111 | 138 | 51 | 68 | 113 |
| Δ291-I Cancels 291-H | (Rates formerly shown in this item transferred to new Items Nos. 291.5 and 291.6 on Original Pages 38-Q-2 and 38-Q-3, respectively.) | | | | | | | |

(1) For Descriptions of Orange County Production Areas and Delivery Zones, see Pages 28 to 33-A-1, inclusive.

Δ (2) Rates to other Orange County Delivery Zones formerly shown in this item transferred to new Item No. 290.5 on Fourth Revised Page 38-Q-1.

Δ (3) Rates from Orange County Production Area "K" shown on this page formerly appeared in Item No. 291-1-C on Third Revised Page 38-Q-1.

* Change

Δ Change, neither increase nor reduction

Addition

o Reduction

} Decision No.

61115

EFFECTIVE DECEMBER 31, 1960

Issued by the Public Utilities Commission of the State of California,
San Francisco, California.

Correction No. 874

| Item No. | SECTION NO. 3 - RATES FROM PRODUCTION AREAS TO DELIVERY ZONES IN CENTS PER TON (Continued) | | | | | | | |
|--------------------|--|--|-----|-----|-----|-----|-----|-------|
| | MATERIAL, viz.: Asphaltic Concrete (commonly called "Hot Stuff"), Cold Road Oil Mixture (commonly called "Plant Mix"). | | | | | | | |
| | TO (1) Orange County Delivery Zones | FROM (1) Orange County Production Areas | | | | | | |
| | | A | B | D | #6G | I | J | #(3)K |
| #(2)290.5 | 11A | 119 | 193 | 98 | 124 | 90 | 59 | 97 |
| | 11B | 116 | 194 | 102 | 135 | 84 | 57 | 100 |
| | 11C | 120 | 174 | 113 | 141 | 59 | 65 | 110 |
| | 11D | 131 | 187 | 125 | 153 | 59 | 80 | 126 |
| | 12A | 123 | 193 | 111 | 143 | 84 | 68 | 112 |
| | 12B | 132 | 193 | 123 | 151 | 76 | 76 | 121 |
| | 13A | 130 | 174 | 124 | 148 | 55 | 83 | 126 |
| | 13B | 109 | 149 | 110 | 134 | 66 | 91 | 119 |
| | 14A | 98 | 133 | 104 | 125 | 78 | 107 | 109 |
| | 14B | 108 | 147 | 119 | 136 | 77 | 106 | 123 |
| | 15A | 105 | 139 | 119 | 130 | 97 | 133 | 121 |
| | 15B | 132 | 166 | 134 | 148 | 89 | 112 | 140 |
| | 16 | 90 | 99 | 102 | 122 | 110 | 129 | 109 |
| | 17 | 104 | 96 | 114 | 136 | 122 | 143 | 124 |
| | 18A | 113 | 85 | 124 | 149 | 138 | | 136 |
| | 18B | 109 | 90 | 124 | 144 | 132 | | 132 |
| | 18C | 127 | 102 | 139 | 162 | 130 | | 148 |
| | 19A | 116 | 67 | 130 | 151 | 143 | | 139 |
| 19B | 123 | 56 | 135 | 160 | 150 | | 146 | |
| 19C | 135 | 62 | 146 | 168 | 163 | | 159 | |
| 19D | 159 | 87 | 170 | 186 | 170 | | 181 | |
| 20A | 147 | 109 | 160 | 184 | 137 | | 171 | |
| 20B | 138 | 112 | 150 | 171 | 124 | | 159 | |
| 20C | 132 | 119 | 143 | 161 | 110 | 144 | 148 | |
| 20D | 124 | 129 | 136 | 148 | 102 | 130 | 140 | |
| 21 | 162 | 100 | 173 | 197 | 148 | | 183 | |
| 22 | 156 | 81 | 157 | 188 | 180 | | 179 | |
| 23A | 168 | 93 | 180 | 201 | 189 | | 190 | |
| 23B | 179 | 104 | 191 | 212 | 201 | | 202 | |
| *291-1-D | (See circle (3) reference.) | | | | | | | |
| Cancels 291-1-C | | | | | | | | |
| *291-2-D | (Rates formerly shown in this item transferred to new Items Nos. 291.5 and 291.6 on Original Pages 38-Q-2 and 38-Q-3, respectively.) | | | | | | | |
| Cancels 291-2-C | | | | | | | | |

(1) For descriptions of Orange County Production Areas and Delivery Zones, see Pages 28 to 33-A-1, inclusive.

Δ(2) Rates from Orange County Production Areas "A", "B", "D", "I" and "J" shown in this item formerly appeared in Item No. 290-M on Ninth Revised Page 38-Q.

Δ(3) Rates from Orange County Production Area "K", now shown in Item No. 290.5, formerly appeared in Item No. 291-1-C on Third Revised Page 38-Q-1.

* Change

Δ Change, neither increase nor reduction

Addition

♠ Reduction

} Decision No.

61115

EFFECTIVE DECEMBER 31, 1960

Issued by the Public Utilities Commission of the State of California,
San Francisco, California.

Correction No. 875

| Item No. | SECTION NO. 3 - RATES FROM PRODUCTION AREAS TO DELIVERY ZONES IN CENTS PER TON (Continued) | | | | | | |
|--|---|-----|-----|-----|-----|-----|-----|
| MATERIAL, viz.: Asphaltic Concrete (commonly called "Hot Stuff"), Cold Road Oil Mixture (commonly called "Plant Mix"). | | | | | | | |
| (2) Los Angeles County Delivery Zones | FROM (1) Orange County Production Areas | | | | | | |
| | A | D | #6G | I | J | K | |
| | | | | 177 | | 181 | |
| | | | | 191 | | | |
| | | | | 198 | | | |
| | | | | 191 | | | |
| | | | | 177 | | | |
| | | | | 168 | | | |
| | | | | 175 | | | |
| | | | | 166 | | 187 | |
| | | | | 165 | | | |
| | | | | 156 | | 188 | |
| | | | | 149 | | | |
| | | | | 147 | | | |
| | | | | 158 | | 173 | |
| | | | | 150 | | 157 | |
| | | | | 139 | | 163 | |
| | | | | 148 | | 172 | |
| | | | | 139 | | 174 | |
| | | | | 129 | | 164 | |
| | | | | 129 | | 170 | |
| | | | | 137 | | 181 | |
| | 43A | 167 | 140 | 173 | 132 | 109 | 141 |
| | 43B | 157 | 123 | 158 | 118 | 94 | 131 |
| | 43C | 130 | 100 | 140 | 108 | 75 | 111 |
| | 43D | 132 | 111 | 143 | 104 | 73 | 116 |
| | 43E | 139 | 126 | 159 | 109 | 86 | 131 |
| | 43F | 165 | 143 | 175 | 126 | 106 | 147 |
| | 43G | 166 | 146 | 184 | 118 | 106 | 152 |
| | 43H | 148 | 136 | 167 | 102 | 87 | 136 |
| | 43I | 137 | 120 | 153 | 100 | 76 | 123 |
| | 43J | 138 | 130 | 167 | 98 | 92 | 137 |
| | 43K | 146 | 137 | 177 | 106 | 97 | 144 |
| | 43L | 160 | 160 | 191 | 120 | 114 | 158 |
| | 44A | | | 165 | | | |
| | 44B | | | 152 | | | |
| | 44C | | | 141 | | | 181 |
| | 44D | | | 173 | | | |
| #(3)(4) 291.5 | (1) For Descriptions of Orange County Production Areas, see Pages 33-A and 33-A-1. | | | | | | |
| | (2) For Descriptions of Los Angeles County Delivery Zones, see Pages 11 to 21-D, inclusive. | | | | | | |

Δ(3) Rates from Orange County Production Areas "A", "D", "I" and "J" shown in this item formerly appeared in Item No. 291-H on Ninth Revised Page 38-Q.

Δ(4) Rates from Orange County Production Area "K" shown in this item formerly appeared in Item No. 291-2-C on Third Revised Page 38-Q-1.

Δ Change, neither increase nor reduction

Addition

⊖ Reduction

} Decision No.

61115

EFFECTIVE DECEMBER 31, 1960

Issued by the Public Utilities Commission of the State of California,
San Francisco, California.

Correction No. 876

| Item No. | SECTION NO. 3 - RATES FROM PRODUCTION AREAS TO DELIVERY ZONES IN CENTS PER TON (Continued) | | | | | | | | |
|--|--|-----|-----|--|---|-----|-----|-----|-----|
| MATERIAL, viz.: Asphaltic Concrete (commonly called "Hot Stuff"), Cold Road Oil Mixture (commonly called "Plant Mix"). | | | | | | | | | |
| TO (2) Los Angeles County Delivery Zones | | | | FROM (1) Orange County Production Areas | | | | | |
| | | | | A | D | #6G | I | J | K |
| | 45A | | | | | | 194 | | |
| | 45B | | | | | | 195 | | |
| | 45C | | | | | | 181 | | |
| | 45D | | | | | | 181 | | |
| | 45E | | | | | | 173 | | |
| | 45G | | | | | | 200 | | |
| | 45H | | | | | | 186 | | |
| | 46E | | | | | | 180 | | |
| | 65A | 167 | 144 | | | | | | 139 |
| | 65B | 164 | 137 | 165 | | | | 126 | 135 |
| | 65C | 151 | 127 | 148 | | | | 118 | 122 |
| | 66A | 171 | 147 | 173 | | | | 129 | 144 |
| | 66B | 161 | 136 | 160 | | | | 119 | 133 |
| | 66C | 145 | 121 | 146 | | | | 103 | 119 |
| | 66D | 140 | 112 | 141 | | | | 104 | 114 |
| | 66E | 126 | 105 | 132 | | | | 98 | 105 |
| | 66F | 152 | 127 | 158 | | | | 110 | 130 |
| | 66G | 163 | 139 | 167 | | | | 122 | 139 |
| #(3) (4) 291.6 | 67A | 152 | 126 | 157 | | | 135 | 110 | 126 |
| | 67B | 143 | 114 | 146 | | | 130 | 102 | 118 |
| | 67C | 132 | 110 | 134 | | | 120 | 90 | 106 |
| | 67D | 129 | 108 | 130 | | | 123 | 85 | 102 |
| | 67E | 122 | 98 | 126 | | | 137 | 85 | 96 |
| | 67F | 118 | 91 | 122 | | | 106 | 76 | 92 |
| | 67G | 129 | 103 | 132 | | | 112 | 83 | 104 |
| | 67H | 136 | 109 | 139 | | | 122 | 91 | 110 |
| | 67I | 153 | 125 | 151 | | | 129 | 102 | 122 |
| | 68D | | | | | | | | 149 |
| | 69A | 205 | 178 | | | | | | 178 |
| | 69B | 190 | 165 | | | | | | 164 |
| | 69C | 178 | 152 | | | | | 135 | 153 |
| | 69D | 162 | 135 | 164 | | | 135 | 112 | 135 |
| | 69E | 172 | 146 | 174 | | | 140 | 121 | 145 |
| | 69F | 185 | 159 | | | | 153 | | 161 |
| | 69G | 200 | 174 | | | | 164 | | 172 |

(1) For Descriptions of Orange County Production Areas, see Pages 33-A and 33-A-1.

(2) For Descriptions of Los Angeles County Delivery Zones, see Pages 11 to 21-D, inclusive.

Δ(3) Rates from Orange County Production Areas "A", "D", "I" and "J" shown in this item formerly appeared in Item No. 291-E on Ninth Revised Page 38-Q.

Δ(4) Rates from Orange County Production Area "K" shown in this item formerly appeared in Item No. 291-2-C on Third Revised Page 38-Q-1.

| | |
|------------------------------|--------------------|
| Δ Change, neither increase) | Decision No. 61115 |
| nor reduction) | |
| # Addition) | |
| & Reduction) | |

EFFECTIVE DECEMBER 31, 1960

Issued by the Public Utilities Commission of the State of California,
San Francisco, California.
Correction No. 877

| SECTION NO. 3-A - RATES FROM PRODUCTION AREAS TO DELIVERY POINTS (Continued) | | | | |
|--|--|-----|-----|-----|
| *DELIVERY TIME PER ROUND TRIP (in minutes) | | | | |
| TO: Delivery Point | FROM: Orange County Production Area(1) | | | |
| | A | B | G | #OL |
| Industrial Asphalt Materials 8182 Katella Ave. Stanton | 81 | --- | 113 | --- |
| Laguna Ready Mixed 21812 Laguna Canyon Road Laguna Beach | 84 | --- | --- | --- |
| #Norwalk Asphaltic Concrete, Inc. 12438 Bloomfield Avenue Santa Fe Springs | --- | --- | --- | #84 |
| San Gabriel Ready Mix of Santa Ana 1120 E. Washington St. Santa Ana | --- | --- | 82 | --- |
| Spaulding Materials & Concrete Co. 1523 So. Hill Oceanside | --- | 138 | --- | --- |
| Spaulding Materials & Concrete Co. River Road, 1/2 Mile East of Del Mar Race Track Solano Beach | --- | 177 | --- | --- |
| Stanton Ready-Mixed Concrete 8122 Katella Ave. Stanton | 81 | --- | --- | --- |
| Welch Ready-Mixed Concrete 135 Commercial Way Costa Mesa | 91 | 129 | --- | --- |
| Welch Ready-Mixed Concrete 1740 Florida Ave. Huntington Beach | 102 | --- | --- | --- |
| Welch Ready-Mixed Concrete 2609 W. Chapman Ave. Orange | --- | 116 | --- | --- |
| Welch Ready-Mixed Concrete 460 S. Walnut Ave. Placentia | 78 | --- | --- | --- |
| Welch Ready-Mixed Concrete 7566 Trask Ave. Westminster | 84 | --- | --- | --- |

(1) For descriptions of Orange County Production Areas, see Pages 33-A and 33-A-1.

| | | |
|--------------|--------------|-------|
| * Change) | Decision No. | 61115 |
| # Addition) | | |
| o Reduction) | | |

EFFECTIVE DECEMBER 31, 1960

Issued by the Public Utilities Commission of the State of California,
San Francisco, California.
Correction No. 878