

ORIGINAL

Decision No. 62847

BEFORE THE PUBLIC UTILITIES COMMISSION OF THE STATE OF CALIFORNIA

In the Matter of the Application)	
of JOHN T. LANE for an order)	
granting permission to charge)	Application No. 43833
less than the minimum rates on)	(Filed October 13, 1961)
shipments transported for the)	
Coca-Cola Company.)	

OPINION AND ORDER

John T. Lane holds radial highway common carrier, highway contract carrier and city carrier permits. By Decision No. 61099, dated November 22, 1960, in Application No. 42733, he was authorized under Section 3666 of the Public Utilities Code to charge less than the established minimum rates for the transportation of flavoring syrup, nonalcoholic beverages and empty containers for the Coca-Cola Company between San Francisco and certain specified northern and central California points and to transport empty pallets without charge in connection with such transportation. The authority is scheduled to expire December 2, 1961.

By this application Lane seeks to continue the authority for an additional one-year period but to modify certain of the rates in the 20,000 and 30,000-pound weight brackets.¹

¹ Applicant's proposed 20,000 and 30,000 pound rates are higher than those now authorized. No authority for the increase is required, inasmuch as applicant performs the transportation as a highway permit carrier for which only minimum rates have been established. Authority to continue the use of the sought rates beyond December 2, 1961, is required, however, inasmuch as these rates are below the minimum rates otherwise applicable.

The application states that the operation has proved compensatory at the rates authorized, and that the increased rates in the 20,000 and 30,000-pound weight brackets will result in an increase in revenue of approximately \$4,000 over a twelve-month period, which will be sufficient to offset increased labor costs which became effective May 1, 1961. Financial data submitted with the application indicate that a satisfactory return was received from the operation during the year ended August 31, 1961.

A copy of the application was served on the California Trucking Associations, Inc., on or about October 13, 1961. No objection to its being granted has been received. The Transportation Division staff has reviewed the verified application and has recommended that it be granted.

In the circumstances, it appears, and the Commission finds, that the proposed rates as specified in Appendix A hereof are reasonable. A public hearing is not necessary. The application will be granted.

Good cause appearing,

IT IS ORDERED that:


(1) John T. Lane is hereby authorized to transport flavoring syrup, nonalcoholic beverages and empty containers for the Coca-Cola Company from San Francisco to the points set forth in Appendix A, attached hereto and by this reference made a part hereof, at rates no lower than those set forth in Appendix A hereof, in lieu of the minimum rates otherwise applicable to such transportation.


(2) John T. Lane is hereby further authorized to transport pallets without charge in connection with the transportation involved in this proceeding.

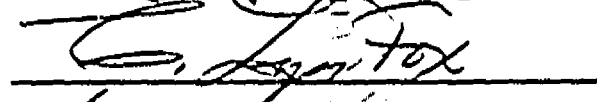
(3) The authority herein granted shall, on and after December 2, 1961, supersede the authority granted by Decision No. 61099, and shall expire with December 2, 1962.


This order shall become effective December 2, 1961.


Dated at San Francisco, California, this 21st day of November, 1961.



President








Commissioners

Rates on Flavoring Syrup in Bulk in barrels or drums,
or in inner containers packed in cartons

and

Beverages, flavored, phosphated or carbonated, non-
alcoholic, noibn, in metal cans, packed in cartons

FROM

San Francisco, California

(Rates in cents per 100 lbs.)

TO:	<u>Minimum Weight in Pounds</u>			
	<u>4,000</u>	<u>10,000</u>	<u>20,000</u>	<u>30,000</u>
Burlingame	48	27	15	13
Eureka	102	75	65	59
Fresno	80	55	37	32
Hayward	53	34	19	16
Marysville	69	47	39	35
Merced	72	49	32	26
Modesto	65	42	25	22
Monterey	68	45	36	32
Napa	59	37	24	23
Oakland	50	30	(a)16 (b)18	(a)14 (b)16
Palo Alto	52	32	21	18
Petaluma	58	35	24	19
Pittsburg	59	37	27	24
Sacramento and North Sacramento	65	42	28	23
Salinas	68	45	35	31
San Jose	57	34	23	19
San Mateo	48	28	17	15
San Rafael	51	32	20	17
Santa Cruz	64	40	30	28
Santa Rosa	61	38	29	26
Stockton	63	40	23	19
Vallejo	58	35	24	23
Visalia	86	60	44	38
Watsonville	68	44	35	31

Schedule of Rates for Split Delivery

Shipments for the Transportation
of Syrup from San Francisco When
Watsonville and Santa Cruz and

Either or Both Monterey or
Salinas Are Included in One
Shipment:

68	44	35	32
----	----	----	----

(a) Applies on flavoring syrup in drums.

(b) Applies on flavoring syrup in cartons
or Mixed.

SPLIT DELIVERY CHARGES

<u>Weight in Pounds</u>		<u>Charge Per Delivery</u>
<u>Over</u>	<u>But Not Over</u>	
0	1000	\$ 1.75
1000	2000	2.25
2000	4000	2.75
4000	10000	3.25
10000	-	4.00

Rates on empty drums returning to San Francisco
(in cents per 100 lbs.)

<u>FROM:</u>	<u>AQ</u>	<u>Minimum Weight in Pounds</u>		
		<u>2,000</u>	<u>4,000</u>	<u>10,000</u>
Burlingame	55	34	25	25
Eureka	82	82	51	40
Fresno	72	64	43	30
Hayward	58	38	29	25
Marysville	68	53	38	26
Merced	68	55	38	26
Modesto	65	48	35	25
Monterey	66	50	36	25
Napa	61	42	31	25
Oakland	56	35	26	25
Palo Alto	57	37	28	25
Petaluma	60	40	30	25
Pittsburg	61	42	31	25
Sacramento and North Sacramento	65	48	35	25
Salinas	65	48	35	25
San Jose	59	39	29	25
San Rafael	57	36	27	25
Santa Cruz	64	46	33	25
Santa Rosa	63	43	32	25
Stockton	65	47	34	25
Vallejo	60	40	30	25
Visalia	75	70	45	32
Watsonville	65	48	35	25

End of Appendix A