

Decision No. 66685

**ORIGINAL**

BEFORE THE PUBLIC UTILITIES COMMISSION OF THE STATE OF CALIFORNIA

In the Matter of the Investigation )  
into the rates, rules, regulations, )  
charges, allowances and practices )  
of all common carriers, highway )  
carriers and city carriers relating )  
to the transportation of sand, rock, )  
gravel, and related items (com- )  
modities for which rates are pro- )  
vided in Minimum Rate Tariff No. 7).)

Case No. 5437  
(Petition for Modification  
No. 98)  
(Filed December 2, 1963)

OPINION AND ORDER

By this petition, the California Dump Truck Owners Association seeks modification of Minimum Rate Tariff No. 7 by the establishment of a new production area in Los Angeles County with rates for the transportation of asphaltic concrete from the new production area to various Los Angeles County delivery zones.

According to the petition, Vernon Asphalt Materials has established a new asphaltic concrete plant in the vicinity of Gardena in Los Angeles County. Petitioner states that this company is shipping thousands of tons of asphaltic concrete from this new facility, that the company now operates other asphaltic concrete plants in established production areas in Los Angeles County, that it utilizes the services of for-hire dump truck carriers from the new production area as well as its other locations, and that it is expected to continue to use such carriers in the future.

Petitioner alleges that zone rates are not now available for the proposed transportation. The mileage rates and hourly rates which are available assertedly require costly supervision

and contain uncertainties. Petitioner states that other producers of the same commodities in the same marketing area now have zone rates available for similar transportation service; and that the establishment of zone rates from this new facility would avoid rate discrimination. Petitioner alleges that the proposal is noncontroversial.

The petition specifies the proposed production area and zone rates in detail. It also includes the tie-in traverse times between the proposed production area and existing time traverses, a sketch of the location of the proposed production area with tie-in times used to orient the area to the existing time traverses, and a computation of the round-trip running times between the proposed production area and the Los Angeles County delivery zones. Petitioner states that the proposed zone rates were computed in accordance with the existing formula for asphaltic concrete zone rates in Los Angeles County.

Copies of the verified petition were mailed by petitioner, on or about November 29, 1963, to various contractors, shippers, carriers and other interested parties, including the California Trucking Association. No objection to its being granted has been received.

It is clear from the facts recited in this petition that the establishment of zone rates as proposed would do no more than provide, from a new point of production, rates of the same kind and character as those already available from established competing points of production in the same general area. To withhold or unnecessarily delay the establishment of the requested rates would be to deprive the affected shipper of rate bases heretofore established as reasonable for competing shippers.

In the circumstances, it appears, and the Commission finds, that the proposed revisions are reasonable, and that the resulting

minimum rates will be just, reasonable and nondiscriminatory minimum rates for the transportation of asphaltic concrete in dump trucks from the proposed production area, hereinafter designated as Los Angeles County Production Area XX, to the various Los Angeles County delivery zones, all as described in Minimum Rate Tariff No. 7. This is a matter in which a public hearing is not required. The petition will be granted.

Good cause appearing,


IT IS ORDERED that:


1. Minimum Rate Tariff No. 7 (Appendix "A" of Decision No. 32566, as amended) is hereby further amended by incorporating therein, to become effective February 29, 1964, the revised pages attached hereto and listed in Appendix A also attached hereto and by this reference made a part hereof.

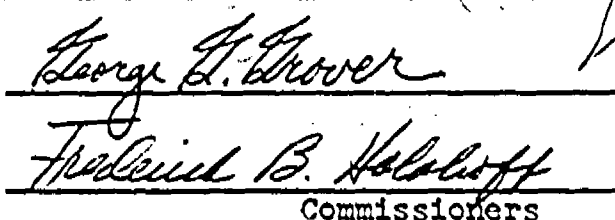
2. In all other respects said Decision No. 32566, as amended, shall remain in full force and effect.

This order shall become effective twenty days after the date hereof.

Dated at San Francisco, California, this 21<sup>st</sup> day of January, 1964.

  
\_\_\_\_\_  
President

  
\_\_\_\_\_  
George H. Hoover

  
\_\_\_\_\_  
Frederick B. Halbach  
Commissioners

66685

APPENDIX A TO DECISION NO. \_\_\_\_\_

List of Original and Revised Pages to Minimum  
Rate Tariff No. 7 Authorized by said Decision

Twelfth Revised Page 21-G

Eighth Revised Page 38-E

Eighth Revised Page 38-F

Eighth Revised Page 38-G

Tenth Revised Page 38-H

Seventh Revised Page 38-I

Ninth Revised Page 38-J

Eighth Revised Page 38-K

(END OF APPENDIX A LIST)

| Area No. | SECTION NO. 3 - RATES FROM PRODUCTION AREAS TO DELIVERY ZONES (Continued)  |
|----------|--|
|          | APPLICATION OF TARIFF - TERRITORIAL (Continued)<br>LOS ANGELES COUNTY - PRODUCTION AREAS (Concluded)   |
| R        | Beginning at the intersection of Coldwater Canyon Drive and Cherokee Road; easterly along Cherokee Road to Bowmont Drive; northerly along Bowmont Drive to Hazen Drive; northerly along Hazen Drive to Briarcrest Lane; easterly and northerly along Briarcrest Lane to Mulholland Drive; westerly along Mulholland Drive to Franklin Canyon Drive; southerly along Franklin Canyon Drive to Lake Drive; southeasterly along a direct line to the point of beginning.  |
| S        | Beginning at the intersection of The Atchison, Topeka and Santa Fe Railway Company's San Diego line and Downey Road; westerly along said railroad to Soto Street; northerly along Soto Street to East 8th Street; westerly along East 8th Street, and its prolongation to the east bank of the Los Angeles River; southerly along the east bank of the Los Angeles River to Soto Street; southerly along Soto Street to Vernon Avenue; easterly along Vernon Avenue to Downey Road; northerly along Downey Road to the point of beginning. |
| T        | Beginning at the intersection of Cherry Avenue and 33rd Street; westerly along 33rd Street to Walnut Avenue; southerly along Walnut Avenue to Spring Street; easterly along Spring Street to Cherry Avenue; northerly along Cherry Avenue to the point of beginning.   |
| U        | Beginning at the intersection of the northerly prolongation of Dorothy Avenue with the railroad of Southern Pacific Company's Santa Ana branch; thence westerly along said railroad to the northerly prolongation of Rheem Avenue; southerly on said prolongation and Rheem Avenue to Firestone Boulevard; easterly on Firestone Boulevard to Dorothy Avenue; northerly on Dorothy Avenue and its northerly prolongation to the point of beginning.  |

X

Beginning at the intersection of 208th Street and Raymond Avenue; westerly along 208th Street to Normandie Avenue; southerly along Normandie Avenue to 212th Street; easterly along 212th Street to Royal Boulevard; northerly along Royal Boulevard to 209th Street; westerly and northerly along 209th Street to Raymond Avenue; northerly along Raymond Avenue to the point of beginning.

\*XX

Beginning at the intersection of Artesia Boulevard and Broadway in the vicinity of Gardena; thence northerly along Broadway to Walnut Street; thence westerly and southerly along Walnut Street to Figueroa Street; thence southerly along Figueroa Street to Artesia Boulevard; thence east along Artesia Boulevard to the point of beginning.

Z

Beginning at the intersection of Nichols Canyon Road and Astral Drive; thence northerly along a direct line to the intersection of Del Zuro Drive and La Cuesta; northerly along a direct line to the intersection of Mulholland Drive and Woodrow Wilson Drive; westerly along a direct line to the intersection of Mulholland Drive and Upper Fryman Road; southerly along a direct line to the intersection of Skyline Drive and Greenvalley Road; easterly along a direct line to the intersection of Lookout Mountain Avenue and Wonderland Avenue; easterly along a direct line to the intersection of Nichols Canyon Road and Jalmia Drive; easterly along a direct line to the point of beginning.

\* Addition, Decision No.

66685

EFFECTIVE FEBRUARY 29, 1964

Issued by the Public Utilities Commission of the State of California,  
San Francisco, California.

Correction No. 984

SECTION NO. 3 - RATES FROM PRODUCTION AREAS TO DELIVERY ZONES  
IN CENTS PER TON (Continued)

Item No. 272

MATERIAL, viz.:

Asphaltic Concrete (commonly called "Hot Stuff"),  
Cold Road Oil Mixture (commonly called "Plant Mix").

| FROM<br>(1) Los Angeles County Production Areas | TO (1) Los Angeles County Delivery Zones |     |     |     |     |     |     |     |     |     |     |     |     |     |     |
|---|--|-----|-----|-----|-----|-----|-----|-----|-----|-----|-----|-----|-----|-----|-----|
|   | 11                                       |     |     |     |     | 13  |     |     |     |     | 14  |     |     |     |     |
|   | A  | B   | C   | D   | E   | A   | B   | C   | D   | E   | A   | B   | C   | D   | E   |
| A   | 105                                      | 102 | 94  | 96  | 104 | 134 | 124 | 118 | 124 | 130 | 111 | 112 | 114 | 129 | 135 |
| B   | 112                                      | 112 | 106 | 114 | 124 | 158 | 145 | 136 | 152 | 153 | 119 | 122 | 132 | 143 | 148 |
| CC  | 124                                      | 133 | 127 | 137 | 146 | 177 | 167 | 160 | 168 | 176 | 133 | 143 | 156 | 164 | 160 |
| E   | 232                                      | 242 | 235 | 242 | 247 | 276 | 272 | 264 | 276 | 282 | 244 | 251 | 255 | 271 | 271 |
| F   | 269                                      | 265 | 257 | 265 | 273 | 296 | 286 | 280 | 284 | 289 | 280 | 275 | 281 | 291 | 291 |
| G   | 270                                      | 280 | 273 | 279 | 286 | 315 | 306 | 298 | 303 | 312 | 283 | 288 | 296 | 310 | 306 |
| S   | 237                                      | 231 | 225 | 219 | 227 | 246 | 231 | 226 | 232 | 232 | 247 | 239 | 235 | 246 | 259 |

| FROM<br>(1) Los Angeles County Production Areas | TO (1) Los Angeles County Delivery Zones |     |     |     |     |     |     |     |     |     |     |     |     |     |     |
|---|--|-----|-----|-----|-----|-----|-----|-----|-----|-----|-----|-----|-----|-----|-----|
|   | 15                                       |     |     |     |     | 16  | 20  |     |     |     | 21  |     |     |     |     |
|   | A  | B   | C   | D   | E   | B   | A   | B   | C   | D   | A2  | A3  | A4  | C2  | C3  |
| A   | 73                                       | 78  | 75  | 69  | 65  | 89  | 136 | 152 | 168 | 157 | 93  | 105 | 110 | 125 | 122 |
| B   | 81                                       | 77  | 73  | 70  | 78  | 89  | 163 | 171 | 193 | 187 | 118 | 129 | 135 | 148 | 143 |
| C   |  |     |     |     |     |     | 125 | 109 | 96  | 112 | 174 | 161 | 165 | 160 | 145 |
| CC  | 100                                      | 108 | 120 | 114 | 109 | 92  | 231 | 245 | 271 | 257 | 184 | 200 | 203 | 215 | 213 |
| D   |  |     |     |     |     |     | 151 | 150 | 137 | 126 | 158 | 144 | 149 | 166 | 164 |
| DD  |  |     |     |     |     |     | 159 | 143 | 126 | 139 | 203 | 193 | 199 | 188 | 179 |
| E   | 207                                      | 208 | 201 | 201 | 197 | 221 | 167 | 162 | 167 | 174 | 193 | 174 | 202 | 187 | 176 |
| F   | 246                                      | 242 | 238 | 232 | 237 | 247 | 149 | 147 | 153 | 158 | 194 | 179 | 187 | 165 | 165 |
| FF  |  |     |     |     |     |     | 124 | 132 | 119 | 107 |     | 116 | 116 |     |     |
| G   | 253                                      | 251 | 238 | 235 | 248 | 259 | 172 | 167 | 173 | 174 | 216 | 202 | 210 | 187 | 188 |
| GG  |  |     |     |     |     |     | 146 | 150 | 140 | 129 |     | 139 | 137 |     |     |
| P   |  |     |     |     |     |     | 178 | 162 | 137 | 151 | 198 | 197 | 201 | 210 | 199 |
| S   | 208                                      | 215 | 207 | 203 | 200 | 221 | 98  | 84  | 65  | 75  | 134 | 123 | 129 | 123 | 114 |
| T   |  |     |     |     |     |     | 181 | 178 | 145 | 160 | 219 | 211 | 213 | 215 | 204 |
| U   |  |     |     |     |     |     | 131 | 120 | 93  | 106 | 160 | 157 | 160 | 160 | 148 |
| X   |  |     |     |     |     |     | 148 | 144 | 126 | 119 | 166 | 158 | 164 | 176 | 171 |
| **XX  |  |     |     |     |     |     | 146 | 141 | 124 | 118 | 169 | 157 | 165 | 165 | 156 |

(1) For descriptions of Los Angeles County Production Areas and Delivery Zones, see Pages 11 to 21-G, inclusive.

Change )  
\* Addition ) Decision No. 6685  
o Reduction )

EFFECTIVE FEBRUARY 29, 1964

Issued by the Public Utilities Commission of the State of California,  
San Francisco, California.  
Correction No. 985

| SECTION NO. 3 - RATES FROM PRODUCTION AREAS TO DELIVERY ZONES<br>IN CENTS PER TON (Continued)                                |  |     |     |     |     |     |     |     |     |     |     |     |     |     |     |
|--|--|-----|-----|-----|-----|-----|-----|-----|-----|-----|-----|-----|-----|-----|-----|
| Item No. 273   |  |     |     |     |     |     |     |     |     |     |     |     |     |     |     |
| MATERIAL, viz.:<br>Asphaltic Concrete (commonly called "Hot Stuff"),<br>Cold Road Oil Mixture (commonly called "Plant Mix"). |  |     |     |     |     |     |     |     |     |     |     |     |     |     |     |
| FROM<br>(1) Los<br>Angeles<br>County<br>Production<br>Areas  | TO (1) Los Angeles County Delivery Zones |     |     |     |     |     |     |     |     |     |     |     |     |     |     |
|  | 21                                       | 22  |     |     |     |     |     |     |     |     | 23  |     |     |     |     |
|  | C4                                       | A   | B   | C   | D   | E   | F   | G   | H   | I   | A   | B   | C   | D   | E   |
| A  | 123                                      | 127 | 133 | 122 | 122 | 130 | 136 | 131 | 130 | 139 | 141 | 135 | 138 | 143 | 153 |
| B  | 141                                      | 156 | 152 | 144 | 147 | 152 | 160 | 156 | 149 | 161 | 174 | 163 | 164 | 170 | 181 |
| C  | 146                                      | 175 | 168 | 151 | 144 | 138 | 126 | 136 | 144 | 162 | 151 | 139 | 127 | 121 | 109 |
| CC   | 213                                      | 219 | 220 | 214 | 215 | 229 | 239 | 226 | 221 | 224 | 227 | 231 | 232 | 240 | 249 |
| D  | 157                                      | 157 | 152 | 145 | 134 | 143 | 133 | 124 | 131 | 139 | 130 | 124 | 118 | 125 | 112 |
| DD   | 179                                      | 218 | 204 | 187 | 179 | 167 | 158 | 168 | 177 | 191 | 185 | 171 | 162 | 151 | 148 |
| E  | 176                                      | 224 | 220 | 201 | 188 | 177 | 184 | 194 | 203 | 214 | 215 | 207 | 204 | 185 | 191 |
| F  | 164                                      | 213 | 204 | 197 | 173 | 158 | 162 | 175 | 193 | 207 | 203 | 197 | 181 | 167 | 174 |
| FF   | 126                                      | 140 | 122 | 105 | 107 | 119 | 106 | 98  | 95  | 104 | 97  | 89  | 87  | 97  | 93  |
| G  | 188                                      | 245 | 232 | 212 | 195 | 185 | 187 | 195 | 206 | 229 | 214 | 204 | 201 | 187 | 190 |
| GG   | 148                                      | 156 | 134 | 125 | 131 | 139 | 129 | 122 | 116 | 117 | 109 | 106 | 111 | 123 | 116 |
| P  | 184                                      | 215 | 204 | 185 | 178 | 176 | 166 | 167 | 176 | 185 | 177 | 172 | 161 | 156 | 146 |
| S  | 106                                      | 151 | 137 | 116 | 106 | 99  | 89  | 97  | 112 | 127 | 120 | 105 | 97  | 85  | 85  |
| T  | 194                                      | 231 | 224 | 212 | 194 | 183 | 173 | 184 | 203 | 214 | 205 | 200 | 178 | 173 | 157 |
| U  | 141                                      | 188 | 174 | 150 | 141 | 135 | 123 | 131 | 144 | 162 | 150 | 137 | 125 | 112 | 104 |
| X  | 149                                      | 180 | 171 | 162 | 145 | 137 | 127 | 135 | 145 | 158 | 146 | 133 | 132 | 121 | 105 |
| *XX  | 143                                      | 182 | 171 | 149 | 139 | 136 | 126 | 133 | 142 | 157 | 148 | 136 | 125 | 116 | 106 |
| FROM<br>(1) Los<br>Angeles<br>County<br>Production<br>Areas  | TO (1) Los Angeles County Delivery Zones |     |     |     |     |     |     |     |     |     |     |     |     |     |     |
|  | 23                                       | 24  |     |     |     |     | 25  |     |     |     | 26  |     | 27  | 28  |     |
|  | F  | A   | B   | C   | D   | E   | F   | A   | B   | C   | D   | A   |     |     | B   |
| A  | 148                                      | 133 | 136 | 146 | 147 | 153 | 166 | 159 | 162 | 170 | 174 | 172 | 163 | 184 | 199 |
| B  | 171                                      | 160 | 165 | 171 | 170 | 179 | 185 | 183 | 189 | 197 | 200 | 200 | 188 | 212 | 225 |
| C  | 122                                      | 174 | 180 | 166 | 163 | 152 | 146 | 177 | 170 | 156 | 145 | 190 | 193 | 204 | 218 |
| CC   | 241                                      | 195 | 199 | 211 | 207 | 213 | 225 | 219 | 219 | 224 | 232 | 233 | 221 | 245 | 258 |
| D  | 105                                      | 145 | 147 | 137 | 130 | 126 | 114 | 146 | 130 | 120 | 104 | 151 | 149 | 161 | 172 |
| DD   | 158                                      | 215 | 224 | 202 | 202 | 190 | 181 | 220 | 207 | 194 | 181 | 233 | 226 | 245 | 258 |
| E  | 211                                      | 246 | 239 | 231 | 235 | 228 | 231 | 254 | 247 | 244 | 240 | 276 | 259 | 291 | 306 |
| F  | 190                                      | 229 | 217 | 215 | 224 | 215 | 214 | 244 | 247 | 229 | 222 | 269 | 256 | 287 | 293 |
| FF   | 76                                       | 110 | 119 | 105 | 99  | 91  | 79  | 109 | 102 | 91  | 76  | 126 | 117 | 137 | 151 |
| G  | 208                                      | 253 | 249 | 233 | 235 | 228 | 225 | 257 | 248 | 248 | 241 | 276 | 266 | 291 | 302 |
| GG   | 100                                      | 122 | 134 | 113 | 108 | 100 | 90  | 114 | 104 | 94  | 79  | 130 | 125 | 144 | 154 |
| P  | 151                                      | 189 | 199 | 185 | 177 | 172 | 165 | 191 | 179 | 168 | 151 | 204 | 201 | 210 | 221 |
| S  | 98                                       | 152 | 161 | 140 | 144 | 132 | 129 | 162 | 152 | 147 | 139 | 187 | 177 | 197 | 210 |
| T  | 168                                      | 211 | 222 | 210 | 202 | 198 | 186 | 216 | 202 | 194 | 178 | 226 | 221 | 237 | 248 |
| U  | 119                                      | 183 | 187 | 170 | 174 | 165 | 144 | 190 | 178 | 167 | 147 | 204 | 200 | 216 | 228 |
| X  | 116                                      | 163 | 174 | 156 | 148 | 144 | 134 | 164 | 147 | 139 | 122 | 175 | 172 | 184 | 197 |
| *XX  | 117                                      | 167 | 174 | 159 | 152 | 145 | 133 | 161 | 149 | 138 | 126 | 177 | 173 | 187 | 201 |



(1) For descriptions of Los Angeles County Production Areas and Delivery Zones, see Pages 11 to 21-G, inclusive.

∅ Change  
\* Addition  
δ Reduction

} Decision No.

66685

EFFECTIVE FEBRUARY 29, 1964

Issued by the Public Utilities Commission of the State of California,  
San Francisco, California.  
Correction No. 986

SECTION NO. 3 - RATES FROM PRODUCTION AREAS TO DELIVERY ZONES  
IN CENTS PER TON (Continued)

Item No. 274

MATERIAL, viz.:

Asphaltic Concrete (commonly called "Hot Stuff"),  
Cold Road Oil Mixture (commonly called "Plant Mix").

| FROM<br>(1) Los Angeles County<br>Production Areas | TO (1) Los Angeles County Delivery Zones |     |     |     |     |     |     |     |     |     |     |     |     |     |     |
|--|--|-----|-----|-----|-----|-----|-----|-----|-----|-----|-----|-----|-----|-----|-----|
|  | 35                                       |     |     | 36  |     |     |     |     |     | 37  |     |     |     | 40  |     |
|  | A  | B   | C   | A   | B   | C   | D   | E   | F   | A   | B   | C   | D   | A   | B   |
| A  | 204                                      | 185 | 212 | 141 | 152 | 166 | 176 | 173 | 168 | 184 | 189 | 206 | 203 | 215 | 220 |
| B  | 222                                      | 199 | 224 | 153 | 181 | 188 | 203 | 199 | 187 | 213 | 215 | 228 | 226 | 228 | 240 |
| C  | 141                                      | 125 | 138 | 135 | 118 | 107 | 93  | 118 | 130 | 116 | 100 | 107 | 121 | 133 | 135 |
| CC   | 247                                      | 242 | 259 | 235 | 246 | 258 | 273 | 253 | 232 | 269 | 282 |     |     |     |     |
| D  | 89                                       | 85  | 80  | 105 | 94  | 105 | 90  | 80  | 98  | 68  | 71  | 64  | 51  | 60  | 56  |
| DD   | 173                                      | 165 | 158 | 176 | 158 | 143 | 130 | 151 | 165 | 144 | 131 | 129 | 137 | 150 | 160 |
| E  | 255                                      | 242 | 254 | 215 | 224 | 204 | 211 | 229 | 228 | 232 | 215 | 220 | 239 | 245 | 248 |
| F  | 231                                      | 218 | 225 | 194 | 202 | 187 | 190 | 205 | 208 | 207 | 189 | 190 | 204 | 216 | 215 |
| FF   | 69                                       | 58  | 72  | 76  | 66  | 82  | 70  | 53  | 63  | 67  | 82  | 64  | 82  | 79  | 87  |
| G  | 247                                      | 238 | 240 | 211 | 217 | 214 | 207 | 220 | 224 | 218 | 202 | 201 | 216 | 225 | 227 |
| GG   | 67                                       | 67  | 55  | 93  | 89  | 100 | 87  | 76  | 78  | 56  | 72  | 73  | 60  | 53  | 63  |
| P  | 141                                      | 140 | 132 | 156 | 145 | 136 | 123 | 134 | 145 | 120 | 109 | 94  | 106 | 113 | 102 |
| S  | 153                                      | 138 | 153 | 109 | 112 | 98  | 105 | 127 | 119 | 132 | 111 | 130 | 141 | 153 | 157 |
| T  | 165                                      | 160 | 155 | 177 | 160 | 150 | 137 | 148 | 167 | 138 | 124 | 112 | 127 | 140 | 139 |
| U  | 130                                      | 123 | 127 | 130 | 111 | 99  | 86  | 107 | 124 | 111 | 94  | 103 | 120 | 123 | 129 |
| X  | 111                                      | 106 | 102 | 126 | 111 | 100 | 86  | 95  | 113 | 85  | 73  | 60  | 71  | 85  | 76  |
| *CXX   | 115                                      | 109 | 96  | 134 | 111 | 97  | 84  | 101 | 123 | 87  | 73  | 59  | 73  | 87  | 80  |

| FROM<br>(1) Los Angeles County<br>Production Areas | TO (1) Los Angeles County Delivery Zones |     |     |     |     |     |     |     |     |     |     |     |     |     |     |
|--|--|-----|-----|-----|-----|-----|-----|-----|-----|-----|-----|-----|-----|-----|-----|
|  | 40                                       |     | 41  |     |     |     |     |     | 42  |     |     |     |     |     |     |
|  | C  | D   | A   | B   | C   | D   | E   | F   | A   | B   | C   | D   | E   | F   | G   |
| A  | 225                                      | 231 | 216 | 218 | 224 | 229 | 235 | 239 | 222 | 235 | 244 | 229 | 239 | 249 | 258 |
| B  | 248                                      | 254 | 239 | 247 | 247 | 254 | 259 | 264 | 252 | 255 | 264 | 253 | 261 | 276 | 284 |
| C  | 137                                      | 143 | 131 | 120 | 138 | 130 | 133 | 133 | 107 | 94  | 105 | 113 | 122 | 114 | 129 |
| D  | 57                                       | 63  | 55  | 67  | 60  | 72  | 75  | 81  | 76  | 93  | 94  | 77  | 87  | 99  | 107 |
| DD   | 162                                      | 166 | 151 | 139 | 158 | 146 | 150 | 151 | 124 | 107 | 116 | 129 | 133 | 126 | 137 |
| E  | 252                                      | 251 | 241 | 225 | 242 | 229 | 233 | 240 | 215 | 200 | 212 | 216 | 222 | 222 | 234 |
| F  | 216                                      | 226 | 212 | 202 | 220 | 207 | 212 | 211 | 186 | 172 | 184 | 189 | 197 | 190 | 208 |
| FF   | 98                                       | 108 | 97  | 109 | 105 | 120 | 124 | 126 | 119 | 129 | 135 | 122 | 131 | 143 | 151 |
| G  | 220                                      | 238 | 226 | 216 | 253 | 220 | 228 | 227 | 200 | 181 | 191 | 204 | 208 | 201 | 216 |
| GG   | 73                                       | 82  | 76  | 91  | 84  | 99  | 104 | 106 | 98  | 111 | 114 | 102 | 111 | 124 | 133 |
| I  |  |     | 102 | 93  | 94  | 85  | 75  | 73  | 87  | 90  | 75  | 78  | 68  | 65  | 54  |
| P  | 96                                       | 82  | 93  | 76  | 75  | 68  | 64  | 63  | 68  | 73  | 59  | 62  | 53  | 51  | 57  |
| S  | 161                                      | 167 | 152 | 143 | 161 | 149 | 152 | 157 | 130 | 118 | 130 | 134 | 143 | 134 | 150 |
| T  | 131                                      | 118 | 124 | 105 | 112 | 99  | 98  | 98  | 97  | 84  | 73  | 87  | 85  | 75  | 78  |
| U  | 132                                      | 140 | 123 | 116 | 134 | 125 | 131 | 131 | 102 | 90  | 102 | 110 | 119 | 109 | 122 |
| X  | 72                                       | 78  | 63  | 53  | 66  | 62  | 66  | 69  | 58  | 77  | 70  | 58  | 68  | 81  | 86  |
| *CXX   | 82                                       | 86  | 70  | 59  | 77  | 70  | 76  | 80  | 59  | 70  | 76  | 66  | 75  | 86  | 97  |

(1) For descriptions of Los Angeles County Production Areas and Delivery Zones, see Pages 11 to 21-G, inclusive.

ø Change }  
\* Addition } Decision No. 66685  
ó Reduction }

EFFECTIVE FEBRUARY 29, 1964

Issued by the Public Utilities Commission of the State of California,  
San Francisco, California.  
Correction No. 987

SECTION NO. 3 -RATES FROM PRODUCTION AREAS TO DELIVERY ZONES  
IN CENTS PER TON (Continued)

Item No. 275

MATERIAL, viz.:

Asphaltic Concrete (commonly called "Hot Stuff"),  
Cold Road Oil Mixture (commonly called "Plant Mix").

| FROM<br>(1) Los Angeles County Production Areas | TO (1) Los Angeles County Delivery Zones |     |     |     |     |     |     |     |     |     |     |     |     |     |     |
|---|--|-----|-----|-----|-----|-----|-----|-----|-----|-----|-----|-----|-----|-----|-----|
|   | 42                                       |     | 43  |     |     |     |     |     |     |     |     |     | 44  |     |     |
|   | H  | A   | B   | C   | D   | E   | F   | G   | H   | I   | J   | K   | L   | A   | B   |
| A   | 248                                      | 246 | 255 | 266 | 272 | 262 | 255 | 261 | 272 | 275 | 287 | 281 | 276 | 255 | 249 |
| B   | 271                                      | 274 | 280 | 280 | 285 | 286 | 281 | 285 | 295 | 299 | 309 | 303 | 298 | 279 | 279 |
| C   | 132                                      | 92  | 92  | 100 | 110 | 102 | 103 | 112 | 112 | 113 | 126 | 121 | 125 | 150 | 149 |
| D   | 95                                       | 122 | 137 | 151 | 149 | 137 | 110 | 113 | 133 | 146 | 145 | 134 | 122 | 94  | 97  |
| DD  | 141                                      | 100 | 91  | 72  | 89  | 97  | 113 | 124 | 106 | 95  | 119 | 126 | 139 | 166 | 163 |
| E   | 234                                      | 195 | 188 | 188 | 199 | 195 | 210 | 218 | 205 | 205 | 211 | 214 | 220 | 252 | 252 |
| F   | 207                                      | 171 | 158 | 153 | 166 | 165 | 178 | 186 | 173 | 177 | 193 | 187 | 198 | 233 | 229 |
| FF  | 139                                      | 140 | 159 | 174 | 175 | 162 | 149 | 154 | 168 | 181 | 181 | 173 | 170 | 138 | 140 |
| G   | 218                                      | 173 | 167 | 156 | 179 | 175 | 186 | 198 | 189 | 189 | 195 | 199 | 214 | 243 | 240 |
| GG  | 120                                      | 122 | 136 | 152 | 158 | 143 | 131 | 136 | 143 | 162 | 162 | 152 | 147 | 120 | 120 |
| H   | 67                                       | 84  | 98  | 105 | 103 | 93  | 80  | 65  | 84  | 93  | 80  | 67  | 53  | 94  | 89  |
| P   | 59                                       | 77  | 97  | 111 | 105 | 94  | 71  | 64  | 85  | 98  | 92  | 83  | 71  | 84  | 80  |
| S   | 152                                      | 126 | 133 | 137 | 141 | 145 | 134 | 140 | 148 | 157 | 167 | 161 | 158 | 171 | 168 |
| T   | 90                                       | 62  | 65  | 75  | 69  | 57  | 57  | 56  | 56  | 75  | 68  | 64  | 73  | 116 | 114 |
| U   | 127                                      | 90  | 98  | 96  | 116 | 103 | 96  | 110 | 113 | 119 | 133 | 118 | 118 | 146 | 146 |
| X   | 71                                       | 95  | 114 | 133 | 125 | 112 | 91  | 92  | 112 | 124 | 123 | 113 | 103 | 65  | 90  |
| *0XX  | 86                                       | 90  | 109 | 126 | 126 | 114 | 95  | 99  | 118 | 132 | 132 | 121 | 109 | 95  | 95  |

| FROM<br>(1) Los Angeles County Production Areas | TO (1) Los Angeles County Delivery Zones |     |     |     |     |     |     |     |     |     |     |     |     |     |     |    |
|---|--|-----|-----|-----|-----|-----|-----|-----|-----|-----|-----|-----|-----|-----|-----|----|
|   | 44                                       |     | 45  |     |     |     |     |     |     |     |     |     | 46  | 46B | 47  | 48 |
|   | C  | D   | A   | B   | C   | D   | E   | G   | H   | I   | J   |     |     |     |     |    |
| A   | 271                                      | 266 | 264 | 261 | 243 | 248 | 245 | 293 | 275 | 100 | 119 | 99  | 270 | 96  | 87  |    |
| B   | 291                                      | 288 | 272 | 275 | 258 | 266 | 254 | 316 | 297 | 124 | 145 | 126 | 292 | 118 | 113 |    |
| C   | 136                                      | 159 | 166 | 165 | 153 | 157 | 150 | 188 | 165 |     |     |     |     |     |     |    |
| CC  |  |     |     |     |     |     |     |     |     | 157 | 177 | 166 |     | 174 | 179 |    |
| D   | 103                                      | 103 | 84  | 82  | 80  | 82  | 80  | 124 | 112 |     |     |     | 106 |     |     |    |
| DD  | 146                                      | 179 | 197 | 195 | 187 | 184 | 172 | 204 | 184 |     |     |     | 180 |     |     |    |
| E   | 243                                      | 262 |     |     |     |     |     |     |     |     |     |     |     |     |     |    |
| F   | 215                                      | 243 | 256 | 254 | 238 | 232 | 226 | 265 | 244 | 248 | 243 | 241 | 240 | 239 | 216 |    |
| FF  | 160                                      | 152 | 132 | 130 | 114 | 124 | 122 | 145 | 158 |     |     |     | 151 |     |     |    |
| G   | 226                                      | 249 | 257 | 257 | 242 | 244 | 240 | 278 | 259 | 267 | 260 | 260 | 253 | 256 | 239 |    |
| GG  | 138                                      | 132 | 110 | 108 | 91  | 96  | 98  | 121 | 140 |     |     |     | 136 |     |     |    |
| I   | 76                                       | 100 |     |     |     |     |     | 136 | 119 |     |     |     | 105 |     |     |    |
| P   | 63                                       | 91  | 119 | 112 | 93  | 102 | 87  | 116 | 105 |     |     |     |     |     |     |    |
| S   | 158                                      | 179 | 187 | 189 | 175 | 181 | 171 | 211 | 193 | 181 | 167 |     | 185 |     |     |    |
| T   | 97                                       | 122 | 132 | 134 | 121 | 120 | 114 | 160 | 135 |     |     |     | 127 |     |     |    |
| U   | 139                                      | 157 | 165 | 160 | 148 | 153 | 148 | 177 | 166 |     |     |     | 157 |     |     |    |
| X   | 96                                       | 95  | 95  | 93  | 87  | 93  | 82  | 113 | 103 | 194 | 175 |     | 94  |     |     |    |
| *0XX  | 99                                       | 107 | 109 | 107 | 98  | 101 | 90  | 119 | 111 | 195 | 176 |     | 106 |     |     |    |

(1) For descriptions of Los Angeles County Production Areas and Delivery Zones, see Pages 11 to 21-G, inclusive.

∅ Change )  
\* Addition ) Decision No.  
o Reduction )

66685

EFFECTIVE FEBRUARY 29, 1964

Issued by the Public Utilities Commission of the State of California,  
San Francisco, California.  
Correction No. 988

SECTION NO. 3 - RATES FROM PRODUCTION AREAS TO DELIVERY ZONES  
IN CENTS PER TON (Continued)

Item No. 276

MATERIAL, viz.:

Asphaltic Concrete (commonly called "Hot Stuff"),  
Cold Road Oil Mixture (commonly called "Plant Mix").

| FROM<br>(1) Los Angeles County Production Areas | TO (1) Los Angeles County Delivery Zones |     |     |     |     |     |     |     |     |     |     |     |     |     |     |
|---|--|-----|-----|-----|-----|-----|-----|-----|-----|-----|-----|-----|-----|-----|-----|
|   | 49                                       | 50  | 60  |     |     |     |     |     |     |     |     |     |     |     |     |
|   |  |     | A1  | A2  | B2  | C1  | C2  | C3  | D1  | D2  | D3  | D4  | D5  | E1  | E2  |
| A   | 104                                      | 105 | 151 | 143 | 156 | 139 | 144 | 152 | 153 | 175 | 183 | 172 | 162 | 145 | 159 |
| B   | 127                                      | 129 | 133 | 122 | 138 | 118 | 125 | 130 | 131 | 148 | 158 | 145 | 140 | 136 | 139 |
| CC  | 185                                      | 173 |     |     |     |     |     |     |     |     |     |     |     | 234 |     |
| E   |  |     | 82  | 80  | 60  | 91  | 83  | 78  | 59  | 49  | 57  | 65  | 70  | 100 | 91  |
| F   | 242                                      | 243 | 145 | 135 | 130 | 146 | 122 | 113 | 120 | 112 | 85  | 96  | 105 | 120 | 118 |
| G   | 254                                      | 262 | 161 | 153 | 148 | 160 | 144 | 136 | 138 | 136 | 109 | 121 | 127 | 148 | 137 |
| S   |  |     | 148 | 138 | 152 | 137 | 131 | 123 | 140 | 149 | 144 | 138 | 133 | 129 | 110 |
| X   |  |     | 254 | 243 | 247 | 232 | 232 | 218 | 235 | 237 | 222 | 225 | 224 | 211 | 215 |

| FROM<br>(1) Los Angeles County Production Areas | TO (1) Los Angeles County Delivery Zones |     |     |     |     |     |     |     |     |     |     |     |     |     |     |
|---|--|-----|-----|-----|-----|-----|-----|-----|-----|-----|-----|-----|-----|-----|-----|
|   | 60                                       |     |     | 61  |     |     |     |     |     |     |     |     |     |     |     |
|   | E3                                       | F1  | F2  | A1  | A2  | A3  | A4  | B1  | B2  | C1  | C2  | C3  | C4  | D1  | D2  |
| A   | 166                                      | 171 | 184 | 120 | 134 | 132 | 133 | 135 | 138 | 145 | 158 | 152 | 146 | 130 | 135 |
| B   | 153                                      | 160 | 165 | 136 | 143 | 137 | 148 | 144 | 147 | 151 | 153 | 163 | 161 | 149 | 159 |
| C   |  |     |     | 134 | 126 | 137 | 135 | 159 | 137 | 133 | 127 | 124 | 126 | 139 | 130 |
| CC  |  |     |     | 211 | 217 | 219 | 228 | 222 | 228 | 237 |     |     | 241 | 232 | 243 |
| DD  |  |     |     | 159 | 152 | 171 | 165 |     |     |     |     | 150 | 156 | 171 | 165 |
| E   | 83                                       | 71  | 70  | 136 | 137 | 134 | 133 | 119 | 129 | 108 | 102 | 104 | 129 | 158 | 149 |
| F   | 105                                      | 95  | 81  | 133 | 132 | 132 | 133 | 123 | 129 | 110 | 106 | 102 | 130 | 153 | 144 |
| G   | 129                                      | 119 | 96  | 151 | 148 | 149 | 153 | 156 | 145 | 130 | 120 | 126 | 150 | 175 | 156 |
| P   |  |     |     |     |     |     |     |     |     |     |     |     |     | 190 | 179 |
| S   | 107                                      | 123 | 127 | 94  | 89  | 102 | 96  | 120 | 108 | 110 | 104 | 93  | 92  | 109 | 91  |
| T   |  |     |     |     |     |     |     |     |     |     |     |     |     | 164 | 183 |
| U   |  |     |     | 147 | 133 | 148 | 145 | 162 | 147 | 143 | 137 | 137 | 131 | 135 | 132 |
| X   | 202                                      | 203 | 204 | 175 | 167 |     |     | 198 | 184 | 204 | 199 | 190 | 177 | 159 | 162 |
| *XXX  |  |     |     |     |     |     |     |     |     |     |     |     |     | 164 | 159 |

(1) For descriptions of Los Angeles County Production Areas and Delivery Zones, see Pages 11 to 21-G, inclusive.

Δ Change  
\* Addition  
δ Reduction

Decision No.

66685

EFFECTIVE FEBRUARY 29, 1964

Issued by the Public Utilities Commission of the State of California,  
San Francisco, California.

Correction No. 989

SECTION NO. 3 - RATES FROM PRODUCTION AREAS TO DELIVERY ZONES  
IN CENTS PER TON (Continued)

Item No. 277.

MATERIAL, viz.:

Asphaltic Concrete (commonly called "Hot Stuff"),  
Cold Road Oil Mixture (commonly called "Plant Mix").

| FROM<br>(1) Los Angeles County Production Areas | TO (1) Los Angeles County Delivery Zones |     |     |     |     |     |     |     |     |     |     |     |     |     |     |
|---|--|-----|-----|-----|-----|-----|-----|-----|-----|-----|-----|-----|-----|-----|-----|
|   | 62                                       |     |     |     |     | 63  |     |     |     | 64  |     |     | 65  |     |     |
|   | A1                                       | A2  | A3  | B1  | B2  | A   | B   | C   | D   | A   | B   | C   | A   | B   | C   |
| A   | 157                                      | 181 | 171 | 163 | 166 | 176 | 189 | 177 | 197 | 186 | 198 | 191 | 226 | 218 | 228 |
| B   | 176                                      | 198 | 193 | 167 | 176 | 173 | 177 | 184 | 194 | 193 | 212 | 210 | 217 | 224 | 238 |
| C   | 118                                      | 87  | 91  | 114 | 109 | 118 | 122 | 102 | 105 | 85  | 80  | 62  | 102 | 84  | 97  |
| DD  | 139                                      | 99  | 116 | 136 | 126 | 134 | 126 | 122 | 112 | 108 | 93  | 93  | 86  | 76  | 72  |
| E   | 126                                      | 138 | 146 | 106 | 116 | 95  | 87  | 106 | 104 | 120 | 136 | 141 | 125 | 137 | 144 |
| F   | 107                                      | 119 | 131 | 95  | 97  | 82  | 70  | 91  | 82  | 100 | 111 | 119 | 89  | 103 | 109 |
| FF  |  |     |     |     |     |     |     |     |     |     |     | 138 |     |     |     |
| G   | 132                                      | 137 | 150 | 120 | 118 | 100 | 96  | 108 | 99  | 116 | 125 | 136 | 102 | 123 | 108 |
| GG  |  |     |     |     |     |     |     |     |     |     |     | 145 |     |     |     |
| S   | 168                                      | 157 | 151 |     |     |     |     |     |     | 158 | 141 | 139 | 161 | 141 | 153 |
| SS  | 70                                       | 64  | 53  | 89  | 80  | 99  | 111 | 89  | 98  | 77  | 72  | 63  | 102 | 87  | 99  |
| T   | 164                                      | 136 | 144 |     |     |     |     |     |     | 139 | 129 | 119 | 137 | 121 | 126 |
| U   | 119                                      | 78  | 97  | 118 | 100 | 110 | 125 | 94  | 105 | 94  | 82  | 69  | 100 | 85  | 94  |
| X   | 168                                      | 145 | 145 | 179 | 168 | 185 | 197 | 171 | 174 | 159 | 153 | 133 | 151 | 145 | 152 |
| *bXX  | 162                                      | 141 | 137 |     |     |     |     |     |     | 151 | 143 | 127 | 152 | 133 | 148 |

| FROM<br>(1) Los Angeles County Production Areas | TO (1) Los Angeles County Delivery Zones |     |     |     |     |     |     |     |     |     |     |     |     |     |     |
|---|--|-----|-----|-----|-----|-----|-----|-----|-----|-----|-----|-----|-----|-----|-----|
|   | 66                                       |     |     |     |     |     |     | 67  |     |     |     |     |     |     |     |
|   | A  | B   | C   | D   | E   | F   | G   | A   | B   | C   | D   | E   | F   | G   | H   |
| A   | 204                                      | 212 | 232 | 241 | 248 | 227 | 221 | 235 | 241 | 245 | 254 | 261 | 255 | 254 | 252 |
| B   | 228                                      | 235 | 246 | 251 | 265 | 248 | 242 | 249 | 257 | 258 | 262 | 272 | 270 | 272 | 272 |
| C   | 59                                       | 67  | 85  | 99  | 107 | 60  | 62  | 72  | 78  | 80  | 90  | 100 | 91  | 92  | 89  |
| D   |  |     |     |     |     |     |     | 121 | 139 | 143 | 151 | 161 | 156 | 153 | 143 |
| DD  | 83                                       | 67  | 53  | 58  | 67  | 67  | 78  | 68  | 59  | 50  | 58  | 69  | 64  | 64  | 67  |
| E   | 153                                      | 143 | 156 | 162 | 175 | 158 | 159 | 162 | 166 | 167 | 172 | 180 | 177 | 177 | 176 |
| F   | 132                                      | 119 | 122 | 130 | 133 | 131 | 140 | 136 | 135 | 131 | 140 | 151 | 144 | 141 | 144 |
| FF  | 132                                      | 140 | 156 | 168 | 176 | 137 | 126 | 140 | 151 | 158 | 168 | 175 | 168 | 166 | 161 |
| G   | 144                                      | 132 | 129 | 131 | 135 | 143 | 153 | 152 | 141 | 134 | 139 | 149 | 145 | 145 | 150 |
| GG  | 138                                      | 139 | 146 | 160 | 167 | 125 | 121 | 123 | 134 | 145 | 153 | 165 | 156 | 150 | 145 |
| I   |  |     |     |     |     |     |     |     |     |     |     |     |     |     | 121 |
| P   | 130                                      | 126 | 136 | 152 | 162 | 114 | 112 | 109 | 119 | 130 | 139 | 147 | 132 | 123 | 113 |
| S   | 81                                       | 90  | 99  | 110 | 120 | 95  | 90  | 105 | 110 | 112 | 120 | 129 | 127 | 126 | 122 |
| T   | 108                                      | 106 | 107 | 126 | 131 | 89  | 98  | 81  | 95  | 102 | 111 | 121 | 105 | 91  | 83  |
| U   | 59                                       | 64  | 83  | 94  | 104 | 67  | 58  | 75  | 84  | 87  | 95  | 106 | 100 | 98  | 96  |
| X   | 126                                      | 124 | 133 | 151 | 161 | 111 | 106 | 112 | 124 | 134 | 141 | 149 | 139 | 135 | 124 |
| *bXX  | 116                                      | 117 | 128 | 141 | 154 | 104 | 102 | 102 | 109 | 123 | 134 | 145 | 129 | 122 | 112 |

(2) For descriptions of Los Angeles County Production Areas and Delivery Zones, see Pages 11 to 21-G, inclusive.

∅ Change )  
\* Addition )  
∅ Reduction )

Decision No.

65685

EFFECTIVE FEBRUARY 29, 1964

Issued by the Public Utilities Commission of the State of California,  
San Francisco, California.

Correction No. 990



SECTION NO. 3 - RATES FROM PRODUCTION AREAS TO DELIVERY ZONES  
IN CENTS PER TON (Continued)

Item No. 278

MATERIAL, viz.:

Asphaltic Concrete (commonly called "Hot Stuff"),  
Cold Road Oil Mixture (commonly called "Plant Mix").

| FROM<br>(1) Los Angeles County Production Areas | TO (1) Los Angeles County Delivery Zones |     |     |     |     |     |     |     |     |     |     |     |     |     |     |
|---|--|-----|-----|-----|-----|-----|-----|-----|-----|-----|-----|-----|-----|-----|-----|
|   | 67                                       | 68  |     |     |     |     |     | 69  |     |     |     |     |     | 73  |     |
|   | I  | A   | B   | C   | D   | E   | F   | A   | B   | C   | D   | E   | F   | G   |     |
| A   | 244                                      | 180 | 187 | 195 | 207 | 199 | 188 | 203 | 213 | 226 | 240 | 235 | 224 | 215 | 127 |
| B   | 266                                      | 205 | 206 | 219 | 232 | 222 | 210 | 219 | 235 | 243 | 265 | 259 | 245 | 241 | 148 |
| C   | 84                                       | 93  | 80  | 73  | 55  | 62  | 80  | 89  | 77  | 66  | 81  | 80  | 93  | 100 |     |
| CC  |  | 279 | 286 | 306 | 310 | 295 | 284 | 297 | 309 | 323 |     |     |     |     | 204 |
| D   | 127                                      | 114 | 132 | 135 | 120 | 118 | 109 | 87  | 100 | 106 | 120 | 109 | 87  | 73  |     |
| DD  | 80                                       | 130 | 114 | 104 | 91  | 103 | 116 | 114 | 102 | 91  | 82  | 91  | 105 | 120 |     |
| E   | 172                                      | 185 | 171 | 160 | 172 | 179 | 190 | 202 | 191 | 174 | 172 | 185 | 200 | 215 | 272 |
| F   | 145                                      | 166 | 151 | 136 | 143 | 157 | 168 | 178 | 165 | 149 | 146 | 153 | 171 | 181 | 273 |
| FF  | 148                                      | 96  | 111 | 123 | 109 | 96  | 85  | 94  | 106 | 122 | 136 | 129 | 116 | 106 |     |
| GF  | 153                                      | 187 | 171 | 157 | 162 | 173 | 188 | 181 | 178 | 158 | 158 | 168 | 183 | 191 | 291 |
| GG  | 130                                      | 112 | 127 | 138 | 121 | 109 | 100 | 86  | 98  | 108 | 121 | 110 | 97  | 86  |     |
| H   | 105                                      |     |     |     |     |     |     |     |     |     |     |     |     |     |     |
| HH  | 99                                       | 129 | 125 | 127 | 109 | 109 | 119 | 105 | 98  | 99  | 97  | 86  | 84  |     |     |
| E   | 119                                      | 77  | 57  | 64  | 80  | 81  | 92  | 104 | 96  | 93  | 113 | 110 | 113 | 120 |     |
| F   | 72                                       | 137 | 130 | 125 | 104 | 112 | 125 | 114 | 104 | 93  | 70  | 73  | 87  | 102 |     |
| GG  | 87                                       | 78  | 72  | 64  | 51  | 60  | 75  | 82  | 69  | 64  | 83  | 75  | 90  | 92  |     |
| X   | 110                                      | 107 | 121 | 122 | 110 | 102 | 94  | 76  | 81  | 93  | 100 | 94  | 77  | 62  |     |
| *XXX  | 102                                      | 101 | 108 | 116 | 98  | 93  | 87  | 76  | 79  | 89  | 93  | 82  | 67  | 53  |     |

| FROM<br>(1) Los Angeles County Production Areas | TO (1) Los Angeles County Delivery Zones |     |     |     |     |     |     |     |     |     |     |     |     |     |     |
|---|--|-----|-----|-----|-----|-----|-----|-----|-----|-----|-----|-----|-----|-----|-----|
|   | 74                                       | 75  | 80  |     |     |     |     |     |     |     |     |     |     | 81  |     |
|   |  |     | A   | B   | C   | D   | E   | F   | G   | H   | I   | J   | K   | L   | A   |
| A   | 116                                      | 105 | 202 | 211 | 227 | 226 | 226 | 221 | 213 | 226 | 215 | 204 | 203 | 215 | 198 |
| B   | 137                                      | 130 | 177 | 184 | 200 | 199 | 216 | 222 | 210 | 221 | 215 | 211 | 189 | 194 | 173 |
| C   |  |     | 164 | 168 | 161 | 139 | 143 | 126 | 134 | 114 | 116 | 113 | 134 | 143 |     |
| CC  | 204                                      | 200 |     |     |     |     |     |     |     |     |     |     |     |     |     |
| DD  |  |     |     |     |     |     |     |     |     | 98  | 107 | 104 |     |     |     |
| E   | 243                                      | 216 | 72  | 83  | 96  | 99  | 108 | 121 | 107 | 122 | 110 | 108 | 87  | 86  | 56  |
| F   | 255                                      | 199 | 71  | 69  | 59  | 46  | 64  | 66  | 56  | 73  | 71  | 77  | 60  | 55  | 93  |
| G   | 278                                      | 221 | 89  | 91  | 70  | 56  | 58  | 68  | 73  | 80  | 82  | 91  | 82  | 73  | 98  |
| S   |  |     | 140 | 148 | 147 | 138 | 136 | 124 | 126 | 119 | 111 | 106 | 122 | 137 | 153 |
| U   |  |     | 143 | 153 | 158 | 146 | 146 | 131 | 136 | 112 | 116 | 112 | 133 | 147 |     |
| X   |  |     | 214 | 215 | 215 | 201 | 199 | 181 | 188 | 174 | 177 | 172 | 200 | 203 | 233 |

(1) For description of Los Angeles County Production Areas and Delivery Zones, see Pages 11 to 21-G, inclusive.

Change )  
\* Addition ) Decision No. 66685  
Reduction )

EFFECTIVE FEBRUARY 29, 1964

Issued by the Public Utilities Commission of the State of California,  
San Francisco, California.  
Correction No. 991