

ORIGINAL

hjh

Decision No. 77522

BEFORE THE PUBLIC UTILITIES COMMISSION OF THE STATE OF CALIFORNIA

In the Matter of the Investigation)
into the rates, rules, regulations,)
charges, allowances, and practices)
of all highway carriers relating to)
the transportation of sand, rock,)
gravel and related items (commodities)
for which rates are provided in)
Minimum Rate Tariff 17).)

Case No. 5437
Petition for Modification
No. 199
(Filed April 2, 1970;
Amended June 1, 1970)

Richard W. Smith, H. F. Kollmyer and A. D. Poe,
for California Trucking Association, petitioner.
Harry G. Phelan, Jr., for California Asphalt
Pavement Association; G. Ralph Grago, by
James R. Foote, for Associated Independent
Owner-Operators, Inc.; E. O. Blackman, for
California Dump Truck Owners Association;
John R. Schell, by Scott J. Wilcott, for
San Diego County Rock Producers Association;
William R. Walker, by Scott J. Wilcott, for
San Diego Consolidated; Scott J. Wilcott, for
Consolidated Rock Products Company; C. Fred
Inhoff, for Industrial Asphalt, Inc.; and
Ernest E. Gallego, for Southern California
Rock Products Association; interested parties.
Norman B. Haley and Fred P. Hughes, for the
Commission staff.

O P I N I O N

Petitioner, the California Trucking Association (CTA), seeks increases in the zone rates in Minimum Rate Tariff 17 (MRT 17) which apply for the transportation of rock, sand, gravel, decomposed granite, asphaltic concrete, slag, and certain other commodities from designated production areas to defined delivery zones in southern California. Petitioner alleges that the sought increases in rates are necessary to compensate for increases in operating costs which the carriers who are involved in said transportation have experienced

since the zone rates in the Los Angeles Metropolitan (Core) area were last adjusted, and since the zone rates in San Diego County were established.^{1/}

The petition alleges that in the core area there will be contractual increases in labor costs effective May 1, 1970, and increases in allied costs effective July 1, 1970 in connection with the transportation of asphaltic concrete and decomposed granite; and, there will be contractual increases in labor and allied costs effective September 1, 1970, in connection with the transportation of rock, sand, gravel and slag. Similarly, there will be increases in labor and allied costs in San Diego County effective September 1, 1970. Accordingly, the petition alleges that, as of September 1, 1970, the rates in all sections of said tariff will have become unreasonably low and insufficient as minimum rates, and therefore unlawful. Petitioner proposes that the minimum zone rates and charges in MRT 17 be increased to offset such increases in labor and allied costs.

Public hearing was held and the petition submitted before Examiner Mallory at Los Angeles on June 9, 1970. Evidence was presented on behalf of petitioner, the Commission staff, California Dump Truck Owners Association (CDTOA), and Associated Independent Owner-Operators, Inc. (AIOO). CDTOA and AIOO concurred in the proposed increases recommended by the staff with respect to zone rates on rock, sand, gravel, decomposed granite, and slag, but opposed any increases in the zone rates on asphaltic concrete.

^{1/} The so-called "core" area rates in MRT 17 were last revised by Decision No. 76575 dated December 24, 1969 and became effective January 31, 1970 (Petition No. 183). These rates are based on labor and allied costs as of September 1, 1969.

Subsequently, the Commission issued Decision No. 77204 dated May 12, 1970, (Petition No. 121) adding Section 8 to said tariff covering zone rates in San Diego County. Said rates are based on labor and allied costs as of October 1, 1969.

Petitioner presented evidence through its assistant director of research to the effect that labor and allied costs of dump truck carriers will increase on varying dates ending September 1, 1970, and showed the specific amount of said hourly cost increases. The witness also presented data indicating the resulting changes in total operating costs and the changes which should be made in the rate formulae that underlie the zone rates in MRT 17 if said rates are to be revised to reflect present costs of service. The witness, in his presentation of up-dated costs of operation, adopted the wage (cost) offset method described in Decision No. 76353.^{2/} The witness stated such method was different than that used by it and the Commission staff, and adopted by the Commission in recent revisions of MRT 17. The method adopted for said revisions was the "wage offset" method described in Decision No. 76353.^{2/} The witness stated that said decision indicated that the Commission would not be harnessed rigidly to any one method, but, upon receipt of adequate information to support a change, the Commission would adopt a different method (Decision 76353, Conclusion 1). The witness testified that he had reviewed the list of carriers located in the Southern California area which file annual reports with the Commission to determine those that conduct substantial amounts of dump truck transportation, and which did not receive a majority of their revenues from the operations of subhaulers. Said review showed that three carriers filing Class III annual reports met these

^{2/} Decision No. 76353, dated October 28, 1969, in Case No. 5432 and related cases (excluding Case No. 5437).

The "wage (cost) offset" method utilizes the indirect expense ratio established in the original full-scale cost study in subsequent up-datings or revisions of said study.

The "wage offset" method utilizes about 50 percent of the indirect expenses that would result if the indirect expense ratio in the original study was used in subsequent up-datings or revisions of said study.

criteria. The average ratio of indirect to direct expenses for the year 1968 for the three carriers was 9.7 percent. The witness stated that the indirect expense ratio used in the original full-scale cost studies underlying the core area rates in MRT 17 was 10.2 percent. The witness stated that the testimony of the staff cost witness in connection with said study was that the 10.2 percent factor includes an unspecified amount in excess of that recorded on carriers' books to reflect services performed but not recorded on said books. The witness indicated that said services generally were furnished without compensation by members of the family of small truckers. The witness stated that the 9.7 percent ratio for 1968 compared favorably with the 10.2 percent ratio used in the original study, when consideration was given to non-compensated services. The witness indicated that non-compensated services were more likely to occur with carriers smaller than those from which the 1968 data were secured by him. The witness also stated that his review of the annual reports of the three carriers' did not indicate whether or not their dump truck operations were conducted under MRT 17 zone rates.

Engineers from the Commission's Transportation Division staff also presented data to show dump truck carriers' present costs of service in the core area and in San Diego County. The engineer presenting the up-dated cost studies for the core area used the "wage offset" method in developing indirect expenses. The witness explained that such method had been followed by the petitioner and adopted by the Commission in recent offset proceedings. The engineer presenting the updated cost study for San Diego County used the "wage (cost) offset" method in the preparation of his study, indicating that the original study is recent and the data

therein still appear to be valid. A Commission rate expert submitted an exhibit showing the manner in which the rates in MRT 17 should be adjusted to compensate for the increases in labor and related costs which carriers will experience on September 1, 1970, as measured in the up-dated cost studies presented herein by the staff engineers.

Representatives of CDTOA and AIOO testified in support of the petition to the extent that it seeks increases in the rates for the transportation of rock, sand, gravel, decomposed granite and slag. However, both associations opposed increases in the rates for asphaltic concrete and related commodities. The CDTOA representative pointed out that the zone rates in MRT 17 for the transportation of asphaltic concrete were not increased by Decision No. 76575 (supra), and that the reasons expressed therein for not increasing asphaltic concrete rates are still valid.

The Commission rate expert also opposed the proposed increase in asphaltic concrete zone rates in MRT 17. He testified that competition from carriers operating five-axle equipment, and competition from production facilities not located within production areas, which circumstances require use of hourly and mileage tonnage rates instead of zone rates, is still compelling. The witness stated that staff studies are now in progress concerning the propriety of minimum hourly and mileage tonnage rates throughout California.

Discussion

The record shows that except in one respect both petitioner's witness and the Commission engineer followed essentially the same procedures and utilized essentially the same factors in their development of the costs of the transportation services involved herein under present levels of labor and related costs.

The exception deals with the calculation of the extent that the increases in labor costs resulted in increases in indirect expense for the core area. The staff witness computed the increase in indirect expense in substantially the same manner as has been followed in prior matters of this kind. Utilizing as a base approximately the same level of indirect expense that had been developed in connection with the adjustment of the zone rates in MRT 17 in September 1, 1969, the witness calculated the increase by increasing 50 percent of said indirect expense in the same proportion that he had found the carriers' direct labor costs had been increased as a result of the recent labor increases.

On the other hand, petitioner's witness increased indirect expenses to reflect in said expenses the full amount of the increases in direct costs, using the indirect expense ratio set forth in the original study. His method is a departure from recent proceedings of this kind, and is based on his study of the average of the 1968 operating data for three carriers. The result, being based on a limited number of carriers as compared with the number of carriers used in the original study, does not support a change in the method heretofore used in adjustments of core area rates in MRT 17, as proposed by CTA.^{3/}

CTA proposed that the profit factor used in the development of rates from up-dated carrier costs should be uniform for the core area and for San Diego County. The difference between said factors adopted in prior proceedings is very small, and uniformity would simplify tariff construction. Said proposal will be adopted. The profit factor heretofore adopted for the core area will be adopted herein for San Diego County rates.

^{3/} The data used in connection with the original cost study encompassed 138 carriers, all of whom operated in the core area.

No increase should be made in the rates for the asphaltic concrete and related commodities. The record indicates that the conditions still prevail which underlay the conclusion not to increase said rates in Decision No. 76575. Until such circumstances have been shown to change, the asphaltic concrete zone rates should remain at their present levels.

Findings

Upon consideration of the record we find that:

1. Since the development of the cost data upon which the present zone rates in Minimum Rate Tariff 17 were established, the costs of providing the transportation subject to the zone rates in said tariff have increased.

2. The studies presented herein by the Commission engineers fairly and reasonably show (for minimum rate purposes) present costs of transportation services of for-hire dump truck carriers under the zone rates in Minimum Rate Tariff 17.

3. The cost formulae which are reproduced in Appendix "A" attached hereto, and by this reference made a part hereof, set forth (for minimum rate purposes) the costs of transportation services of for-hire dump truck carriers under the zone rates in Minimum Rate Tariff 17.

4. The conversion of the costs (as developed under the cost formulae set forth in Appendix "A") into rates in accordance with the rate formulae which are also set forth in Appendix "A" will result in reasonable and nondiscriminatory minimum rates for the transportation services to which they apply.

Conclusions

We conclude that with the exception of the zone rates for asphaltic concrete and related commodities the zone rates in Minimum Rate Tariff 17 should be increased to conform to the rates

found reasonable and nondiscriminatory in paragraph 4 of the findings above. The zone rates for asphaltic concrete and related commodities should not be increased for the reasons discussed above.

O R D E R

IT IS ORDERED that:

1. Minimum Rate Tariff 17 (Appendix B to Decision No. 69469) is hereby amended by incorporating therein, to become effective September 1, 1970, the revised pages attached hereto and listed in Appendix B, also attached hereto, which pages and appendix are made a part hereof.


2. In all other respects said Decision No. 69469 shall remain in full force and effect.

3. Common carriers are authorized to depart from the provisions of Article XII, Section 21, of the Constitution to the extent necessary to assess or otherwise to apply the minimum rates which are established pursuant to this order.


4. Except as is otherwise provided through this order, Petition No. 199 in Case No. 5437 is denied.


The effective date of this order shall be twenty-four days after the date hereof.

Dated at San Francisco, California, this 21st day of JULY, 1970.



Chairman





Commissioners

Commissioner William Symons, Jr., being necessarily absent, did not participate in the disposition of this proceeding.

Commissioner A. W. Gatov, being necessarily absent, did not participate in the disposition of this proceeding.

Appendix "A"

Cost Formulae:

Core Area:

Rock, Sand and Gravel:

$$\text{Cost per ton} = (\text{one-way miles} \times \$0.0135) + (\text{round-trip minutes} \times \$0.00574) + \$0.188$$

$$\text{Slag: Cost per ton} = (\text{one-way miles} \times \$0.0137) + (\text{round-trip minutes} \times \$0.00591) + \$0.214$$

Decomposed Granite:

From all Production Areas Except Production Area 19-L

$$\text{Cost per ton} = (\text{one-way miles} \times \$0.0234) + (\text{round-trip minutes} \times \$0.01179) + 0.197$$

From Production Area 19-L

$$\text{Cost per ton} = (\text{one-way miles} \times \$0.0139) + (\text{round-trip minutes} \times \$0.00727) + \$0.235$$

San Diego County:

$$\text{Cost per ton} = (\text{one-way miles} \times \$0.0173) + (\text{round-trip minutes} \times \$0.00772) + \$0.1463$$

Rate Formulae:

For zone rates other than from Orange County Production Areas to San Diego Delivery zones:

$$\text{Rate per ton} = \frac{\text{Cost per ton}}{0.9085}$$

For zone rates from Orange County Production Areas to San Diego County Delivery zones:

- a. Subtract from the present zone rates the current rates from corresponding Orange County production areas to Orange County delivery zone No. 30118.
- b. Increase the resulting differences in rates by 2.4 percent for rock, sand and gravel products.
- c. Increase the rates which are used as subtrahends in paragraph (a) to correspond to the increased rates which are developed pursuant to the above cost and rate formula for transportation from the same Orange County production areas to Orange County Delivery zone No. 30018.
- d. Add to the increased rate differentials developed in paragraph (b) the corresponding rates developed in paragraph (c).

APPENDIX B TO DECISION NO. 77522

LIST OF REVISED PAGES TO MINIMUM RATE TARIFF 17

AUTHORIZED BY SAID DECISION

SEVENTH REVISED PAGE 1-1
FORTY-FIFTH REVISED PAGE 1-2
ELEVENTH REVISED PAGE 1-2.1
NINTH REVISED PAGE 1-2.2
TWELFTH REVISED PAGE 1-2.4
SEVENTH REVISED PAGE 4-A
SEVENTH REVISED PAGE 4-A-1
EIGHTH REVISED PAGE 4-A-2
SEVENTH REVISED PAGE 4-B
SEVENTH REVISED PAGE 4-B-1
EIGHTH REVISED PAGE 4-B-2
SEVENTH REVISED PAGE 4-CC
SEVENTH REVISED PAGE 4-CC-1
SEVENTH REVISED PAGE 4-E
SEVENTH REVISED PAGE 4-E-1
EIGHTH REVISED PAGE 4-E-2
SEVENTH REVISED PAGE 4-F
SEVENTH REVISED PAGE 4-F-1
EIGHTH REVISED PAGE 4-F-2
EIGHTH REVISED PAGE 4-F-3
SEVENTH REVISED PAGE 4-G
SEVENTH REVISED PAGE 4-G-1
EIGHTH REVISED PAGE 4-G-2
EIGHTH REVISED PAGE 4-G-3
SEVENTH REVISED PAGE 4-I
SEVENTH REVISED PAGE 4-II
SIXTH REVISED PAGE 4-II-1
SIXTH REVISED PAGE 4-JA
SEVENTH REVISED PAGE 4-JJ
SEVENTH REVISED PAGE 4-JJ-1
SECOND REVISED PAGE 4-KK
SECOND REVISED PAGE 4-KK-1
SECOND REVISED PAGE 4-KK-2
SEVENTH REVISED PAGE 4-L
EIGHTH REVISED PAGE 4-L-1
EIGHTH REVISED PAGE 4-L-2
FIRST REVISED PAGE 4-LL
FIRST REVISED PAGE 4-LL-1
FIRST REVISED PAGE 4-LL-2
SEVENTH REVISED PAGE 4-M
SEVENTH REVISED PAGE 4-M-1
EIGHTH REVISED PAGE 4-M-2
EIGHTH REVISED PAGE 4-M-3
EIGHTH REVISED PAGE 5-A
EIGHTH REVISED PAGE 5-A-1
SIXTH REVISED PAGE 5-A-2
SEVENTH REVISED PAGE 5-B

SEVENTH REVISED PAGE 5-B-1
SIXTH REVISED PAGE 5-B-2
EIGHTH REVISED PAGE 5-D
EIGHTH REVISED PAGE 5-D-1
SEVENTH REVISED PAGE 5-D-2
SIXTH REVISED PAGE 5-D-3
EIGHTH REVISED PAGE 5-F
FIRST REVISED PAGE 5-F-1
EIGHTH REVISED PAGE 5-G
SIXTH REVISED PAGE 5-G-1
SEVENTH REVISED PAGE 5-G-2
EIGHTH REVISED PAGE 5-G-3
SEVENTH REVISED PAGE 5-G-4
FIFTH REVISED PAGE 5-G-5
EIGHTH REVISED PAGE 5-L
EIGHTH REVISED PAGE 5-L-1
EIGHTH REVISED PAGE 5-M
EIGHTH REVISED PAGE 5-M-1
SEVENTH REVISED PAGE 5-O
SEVENTH REVISED PAGE 5-P
SIXTH REVISED PAGE 5-P-1
EIGHTH REVISED PAGE 6-F
EIGHTH REVISED PAGE 6-G
SEVENTH REVISED PAGE 6-G-1
SEVENTH REVISED PAGE 6-O
SIXTH REVISED PAGE 6-O-1
SEVENTH REVISED PAGE 7-A
SIXTH REVISED PAGE 7-A-1
SEVENTH REVISED PAGE 7-B
SIXTH REVISED PAGE 7-B-1
SEVENTH REVISED PAGE 7-D
SIXTH REVISED PAGE 7-D-1
EIGHTH REVISED PAGE 7-E
SEVENTH REVISED PAGE 7-E-1
NINTH REVISED PAGE 7-H
NINTH REVISED PAGE 7-H-1
EIGHTH REVISED PAGE 7-H-2
SEVENTH REVISED PAGE 7-I
SIXTH REVISED PAGE 7-I-1
EIGHTH REVISED PAGE 7-L
EIGHTH REVISED PAGE 7-L-1
SEVENTH REVISED PAGE 7-L-2
EIGHTH REVISED PAGE 7-M
EIGHTH REVISED PAGE 7-M-1
SEVENTH REVISED PAGE 7-M-2
FIRST REVISED PAGE 8-A
FIRST REVISED PAGE 8-A-1
FIRST REVISED PAGE 8-AA
FIRST REVISED PAGE 8-B
FIRST REVISED PAGE 8-C
FIRST REVISED PAGE 8-C-1
FIRST REVISED PAGE 8-CC
FIRST REVISED PAGE 8-DD
FIRST REVISED PAGE 8-EE
FIRST REVISED PAGE 8-F
FIRST REVISED PAGE 8-F-1
FIRST REVISED PAGE 8-G
FIRST REVISED PAGE 8-G-1
FIRST REVISED PAGE 8-H
FIRST REVISED PAGE 8-H-1
FIRST REVISED PAGE 8-M
FIRST REVISED PAGE 8-M-1

FIRST REVISED PAGE 8-N
FIRST REVISED PAGE 8-NN
FIRST REVISED PAGE 8-O
FIRST REVISED PAGE 8-O-1
FIRST REVISED PAGE 8-OO
FIRST REVISED PAGE 8-P
FIRST REVISED PAGE 8-P-1
FIRST REVISED PAGE 8-PP
FIRST REVISED PAGE 8-R
FIRST REVISED PAGE 8-R-1
FIRST REVISED PAGE 8-S
FIRST REVISED PAGE 8-S-1
FIRST REVISED PAGE 8-T
FIRST REVISED PAGE 8-T-1
FIRST REVISED PAGE 8-U
FIRST REVISED PAGE 8-U-1
FIRST REVISED PAGE 8-W
FIRST REVISED PAGE 8-W-1
FIRST REVISED PAGE 8-X
FIRST REVISED PAGE 8-X-1
FIRST REVISED PAGE 8-Y
FIRST REVISED PAGE 8-Y-1
FIRST REVISED PAGE 8-Z
SIXTH REVISED PAGE 10-B
SIXTH REVISED PAGE 10-C
SIXTH REVISED PAGE 10-E
SIXTH REVISED PAGE 10-G
SIXTH REVISED PAGE 10-I
SIXTH REVISED PAGE 10-J
SIXTH REVISED PAGE 10-K
SIXTH REVISED PAGE 10-L
SIXTH REVISED PAGE 10-M
FIFTH REVISED PAGE 10-N
FIFTH REVISED PAGE 10-N-1
FIFTH REVISED PAGE 10-O
FIFTH REVISED PAGE 10-O-1
FIFTH REVISED PAGE 10-P
FIFTH REVISED PAGE 10-P-1
THIRD REVISED PAGE 10-Q
THIRD REVISED PAGE 10-Q-1
SIXTH REVISED PAGE 12-P
SIXTH REVISED PAGE 12-P-1
FIFTH REVISED PAGE 12-P-2
SIXTH REVISED PAGE 12-Q
FIFTH REVISED PAGE 12-Q-1
FOURTH REVISED PAGE 12-Q-2
SIXTH REVISED PAGE 21-EE
SIXTH REVISED PAGE 21-EE-1
SIXTH REVISED PAGE 21-EE-2
SIXTH REVISED PAGE 21-L
SIXTH REVISED PAGE 21-L-1
SIXTH REVISED PAGE 21-L-2
FOURTH REVISED PAGE 21-L-3
SIXTH REVISED PAGE 21-Q
SIXTH REVISED PAGE 21-Q-1
SIXTH REVISED PAGE 21-Q-2
SIXTH REVISED PAGE 21-QA
SIXTH REVISED PAGE 21-QA-1
SIXTH REVISED PAGE 21-QA-2

C. 5437 (Pet. 199) MRT 17 - bjs

SIXTH REVISED PAGE 21-QB
SIXTH REVISED PAGE 21-QB-1
SIXTH REVISED PAGE 21-QB-2
SIXTH REVISED PAGE 21-R
SIXTH REVISED PAGE 21-R-1
SIXTH REVISED PAGE 21-R-2
SIXTH REVISED PAGE 21-Z
SIXTH REVISED PAGE 21-Z-1
SIXTH REVISED PAGE 21-Z-2

(END OF APPENDIX B LIST)

SECTION 1--RULES

CORRECTION NUMBER CHECKING SHEET

THIS TARIFF IS ISSUED IN LOOSE-LEAF FORM. CORRECTION NUMBERS APPEARING ON ALL ADDED AND REVISED PAGES WILL BE SHOWN CONSECUTIVELY IN THE LOWER LEFT-HAND CORNER. THESE CORRECTION NUMBERS SHOULD BE CHECKED BELOW ON THIS CHECKING SHEET BEFORE PAGES ARE FILED IN TARIFF.

CORRECTION NUMBERS

1668	1723	1778	1833	1888	1943	1998
1669	1724	1779	1834	1889	1944	1999
1670	1725	1780	1835	1890	1945	2000
1671	1726	1781	1836	1891	1946	2001
1672	1727	1782	1837	1892	1947	2002
1673	1728	1783	1838	1893	1948	2003
1674	1729	1784	1839	1894	1949	2004
1675	1730	1785	1840	1895	1950	2005
1676	1731	1786	1841	1896	1951	2006
1677	1732	1787	1842	1897	1952	2007
1678	1733	1788	1843	1898	1953	2008
1679	1734	1789	1844	1899	1954	2009
1680	1735	1790	1845	1900	1955	2010
1681	1736	1791	1846	1901	1956	2011
1682	1737	1792	1847	1902	1957	2012
1683	1738	1793	1848	1903	1958	2013
1684	1739	1794	1849	1904	1959	2014
1685	1740	1795	1850	1905	1960	2015
1686	1741	1796	1851	1906	1961	2016
1687	1742	1797	1852	1907	1962	2017
1688	1743	1798	1853	1908	1963	2018
1689	1744	1799	1854	1909	1964	2019
1690	1745	1800	1855	1910	1965	2020
1691	1746	1801	1856	1911	1966	2021
1692	1747	1802	1857	1912	1967	2022
1693	1748	1803	1858	1913	1968	2023
1694	1749	1804	1859	1914	1969	2024
1695	1750	1805	1860	1915	1970	2025
1696	1751	1806	1861	1916	1971	2026
1697	1752	1807	1862	1917	1972	2027
1698	1753	1808	1863	1918	1973	2028
1699	1754	1809	1864	1919	1974	2029
1700	1755	1810	1865	1920	1975	2030
1701	1756	1811	1866	1921	1976	2031
1702	1757	1812	1867	1922	1977	2032
1703	1758	1813	1868	1923	1978	2033
1704	1759	1814	1869	1924	1979	2034
1705	1760	1815	1870	1925	1980	2035
1706	1761	1816	1871	1926	1981	2036
1707	1762	1817	1872	1927	1982	2037
1708	1763	1818	1873	1928	1983	2038
1709	1764	1819	1874	1929	1984	2039
1710	1765	1820	1875	1930	1985	2040
1711	1766	1821	1876	1931	1986	2041
1712	1767	1822	1877	1932	1987	2042
1713	1768	1823	1878	1933	1988	2043
1714	1769	1824	1879	1934	1989	2044
1715	1770	1825	1880	1935	1990	2045
1716	1771	1826	1881	1936	1991	2046
1717	1772	1827	1882	1937	1992	2047
1718	1773	1828	1883	1938	1993	2048
1719	1774	1829	1884	1939	1994	2049
1720	1775	1830	1885	1940	1995	2050
1721	1776	1831	1886	1941	1996	2051
1722	1777	1832	1887	1942	1997	2052

EFFECTIVE

CORRECTION 1677

ISSUED BY THE PUBLIC UTILITIES COMMISSION OF THE STATE OF CALIFORNIA,
 SAN FRANCISCO, CALIFORNIA.

SECTION 1--RULES (CONTINUED)

*TARIFF PAGES CHECK SHEET

ORIGINAL AND REVISED PAGES AS NAMED BELOW AND SUPPLEMENT 8 CONTAIN ALL CHANGES FROM THE ORIGINAL TARIFF IN EFFECT ON THE DATES SHOWN THEREON. DECISION NUMBERS AND DATES ARE NOT SHOWN OPPOSITE PAGE REVISIONS BELOW WHICH WERE IN EFFECT PRIOR TO APRIL 20, 1968. THE DECISION NUMBERS AND DATES WILL BE SHOWN ON FURTHER REVISIONS OF SUCH PAGES.

PAGE NUMBER	REVISION NUMBER	DECISION NUMBER	DATE SIGNED	PAGE NUMBER	REVISION NUMBER	DECISION NUMBER	DATE SIGNED
TITLE	4TH ORIGINAL	76369	11/4/69	1-20	ORIGINAL		
1				1-21	5TH	75249	1/28/69
1-1	*7TH			1-22	3RD	75249	1/28/69
1-2	*45TH			1-23	1ST	73653	1/23/68
1-2.1	*11TH			2	2ND		
1-2.2	*9TH			2-1	2ND	76331	10/28/69
1-2.3	5TH			2-2	1ST	75317	2/11/69
1-2.4	*12TH			2-3	2ND	75317	2/11/69
1-3	6TH	77204	5/12/70	2-4	2ND	76331	10/28/69
1-3.1	6TH	77204	5/12/70	2-5	2ND	76331	10/28/69
1-4	4TH	77204	5/12/70	2-6	3RD	76943	3/17/70
1-4.1	2ND	75249	1/28/69	2-7	2ND	76331	10/28/69
1-5	4TH	76369	11/4/69	2-8	2ND	76331	10/28/69
1-6	5TH	74755	10/1/68	2-9	2ND	76331	10/28/69
1-7	4TH	75249	1/28/69	2-10	3RD	76943	3/17/70
1-8	6TH	76369	11/4/69	2-11	1ST	75317	2/11/69
1-8.1	1ST	74999	11/26/68	3	ORIGINAL		
1-9	3RD	77204	5/12/70	4	2ND		
1-10	2ND	77204	5/12/70	4-A	*7TH		
1-11	ORIGINAL			4-A-1	*7TH		
1-12	ORIGINAL			4-A-2	*8TH		
1-13	1ST	74755	10/1/68	4-B	*7TH		
1-13.1	ORIGINAL	73999	4/16/68	4-B-1	*7TH		
1-13.2	ORIGINAL	73999	4/16/68	4-B-2	*8TH		
1-14	5TH	77204	5/12/70	4-CC	*7TH		
1-14.1	ORIGINAL			4-CC-1	*7TH		
1-15	5TH	77204	5/12/70	4-E	*7TH		
1-15.1	2ND	77204	5/12/70	4-E-1	*7TH		
1-15.2	ORIGINAL	77204	5/12/70	4-E-2	*8TH		
1-16	4TH			4-F	*7TH		
1-17	ORIGINAL			4-F-1	*7TH		
1-18	1ST			4-F-2	*8TH		
1-19	ORIGINAL						

* CHANGE

EFFECTIVE

CORRECTION 1678

ISSUED BY THE PUBLIC UTILITIES COMMISSION OF THE STATE OF CALIFORNIA,
 SAN FRANCISCO, CALIFORNIA.

SECTION 1--RULES (CONTINUED)

*TARIFF PAGES CHECK SHEET (CONTINUED)

ORIGINAL AND REVISED PAGES AS NAMED BELOW AND SUPPLEMENT 8 CONTAIN ALL CHANGES FROM THE ORIGINAL TARIFF IN EFFECT ON THE DATES SHOWN THEREON. DECISION NUMBERS AND DATES ARE NOT SHOWN OPPOSITE PAGE REVISIONS BELOW WHICH WERE IN EFFECT PRIOR TO APRIL 20, 1968. THE DECISION NUMBERS AND DATES WILL BE SHOWN ON FURTHER REVISIONS OF SUCH PAGES.

PAGE NUMBER	REVISION NUMBER	DECISION NUMBER	DATE SIGNED	PAGE NUMBER	REVISION NUMBER	DECISION NUMBER	DATE SIGNED
*4-F-3	8TH			*5-D-3	6TH		
*4-G	7TH			*5-F	8TH		
*4-G-1	7TH			*5-F-1	1ST		
*4-G-2	8TH			*5-C	8TH		
*4-G-3	8TH			*5-C-1	6TH		
*4-I	7TH			*5-C-2	7TH		
*4-II	7TH			*5-C-3	8TH		
*4-II-1	6TH			*5-C-4	7TH		
*4-JA	6TH			*5-C-5	5TH		
*4-JJ	7TH			*5-L	8TH		
*4-JJ-1	7TH			*6-L-1	8TH		
*4-KK	2ND			*5-M	8TH		
*4-KK-1	2ND			*5-M-1	8TH		
*4-KK-2	2ND			*5-O	7TH		
*4-L	7TH			*5-P	7TH		
*4-L-1	8TH			*5-P-1	6TH		
*4-L-2	8TH			6	2ND		
*4-LL	1ST			*6-F	8TH		
*4-LL-1	1ST			*6-C	8TH		
*4-LL-2	1ST			*6-C-1	7TH		
*4-M	7TH			*6-O	7TH		
*4-M-1	7TH			*6-O-1	6TH		
*4-M-2	8TH			7	2ND		
*4-M-3	8TH			*7-A	7TH		
5	2ND			*7-A-1	6TH		
*5-A	8TH			*7-B	7TH		
*5-A-1	8TH			*7-B-1	6TH		
*5-A-2	6TH			*7-D	7TH		
*5-B	7TH			*7-D-1	6TH		
*5-B-1	7TH			*7-E	8TH		
*5-B-2	6TH			*7-E-1	7TH		
*5-D	8TH			*7-H	9TH		
*5-D-1	8TH			*7-H-1	9TH		
*5-D-2	7TH						

* CHANGE

EFFECTIVE

CORRECTION 1679

ISSUED BY THE PUBLIC UTILITIES COMMISSION OF THE STATE OF CALIFORNIA,
 SAN FRANCISCO, CALIFORNIA.

SECTION 1--RULES (CONTINUED)

*TARIFF PAGES CHECK SHEET (CONTINUED)

ORIGINAL AND REVISED PAGES AS NAMED BELOW AND SUPPLEMENT 8 CONTAIN ALL CHANGES FROM THE ORIGINAL TARIFF IN EFFECT ON THE DATES SHOWN THEREON. DECISION NUMBERS AND DATES ARE NOT SHOWN OPPOSITE PAGE REVISIONS BELOW WHICH WERE IN EFFECT PRIOR TO APRIL 20, 1968. THE DECISION NUMBERS AND DATES WILL BE SHOWN ON FURTHER REVISIONS OF SUCH PAGES.

PAGE NUMBER	REVISION NUMBER	DECISION NUMBER	DATE SIGNED	PAGE NUMBER	REVISION NUMBER	DECISION NUMBER	DATE SIGNED
*7-H-2	8TH			*8-R-1	1ST		
*7-I	7TH			*8-S	1ST		
*7-I-1	6TH			*8-S-1	1ST		
*7-L	8TH			*8-T	1ST		
*7-L-1	8TH			*8-T-1	1ST		
*7-L-2	7TH			*8-U	1ST		
*7-M	8TH			*8-U-1	1ST		
*7-M-1	8TH			*8-W	1ST		
*7-M-2	7TH			*8-W-1	1ST		
8	1ST			*8-X	1ST		
*8-A	1ST			*8-X-1	1ST		
*8-A-1	1ST			*8-Y	1ST		
*8-AA	1ST			*8-Y-1	1ST		
*8-B	1ST			*8-Z	1ST		
*8-C	1ST			9	ORIGINAL		
*8-C-1	1ST			10	2ND		
*8-CC	1ST			*10-B	6TH		
*8-DD	1ST			*10-C	6TH		
*8-EE	1ST			*10-E	6TH		
*8-F	1ST			*10-G	6TH		
*8-F-1	1ST			*10-I	6TH		
*8-G	1ST			*10-J	6TH		
*8-G-1	1ST			*10-K	6TH		
*8-H	1ST			*10-L	6TH		
*8-H-1	1ST			*10-M	6TH		
*8-M	1ST			*10-N	5TH		
*8-M-1	1ST			*10-N-1	5TH		
*8-N	1ST			*10-O	5TH		
*8-NN	1ST			*10-O-1	5TH		
*8-O	1ST			*10-P	5TH		
*8-O1	1ST			*10-P-1	5TH		
*8-O0	1ST			*10-Q	3RD		
*8-P	1ST			*10-Q-1	3RD		
*8-P-1	1ST			11	2ND		
*8-PP	1ST			11-1	2ND		
*8-R	1ST			11-2	2ND		

* CHANGE

EFFECTIVE

CORRECTION 1680

ISSUED BY THE PUBLIC UTILITIES COMMISSION OF THE STATE OF CALIFORNIA,
 SAN FRANCISCO, CALIFORNIA

SECTION 1--RULES (CONTINUED)

*TARIFF PAGES CHECK SHEET (CONCLUDED)

ORIGINAL AND REVISED PAGES AS NAMED BELOW AND SUPPLEMENT 8 CONTAIN ALL CHANGES FROM THE ORIGINAL TARIFF IN EFFECT ON THE DATES SHOWN THEREON. DECISION NUMBERS AND DATES ARE NOT SHOWN OPPOSITE PAGE REVISIONS BELOW WHICH WERE IN EFFECT PRIOR TO APRIL 20, 1968. THE DECISION NUMBERS AND DATES WILL BE SHOWN ON FURTHER REVISIONS OF SUCH PAGES.

PAGE NUMBER	REVISION NUMBER	DECISION NUMBER	DATE SIGNED	PAGE NUMBER	REVISION NUMBER	DECISION NUMBER	DATE SIGNED
15-G	4TH	75149	12/27/68	20-B	3RD	75149	12/27/68
15-G-1	4TH	75149	12/27/68	20-C	3RD	75149	12/27/68
15-I	4TH	75149	12/27/68	20-E	3RD	75149	12/27/68
15-I-1	4TH	75149	12/27/68	20-G	3RD	75149	12/27/68
15-J	4TH	75149	12/27/68	20-I	3RD	75149	12/27/68
15-J-1	4TH	75149	12/27/68	20-J	3RD	75149	12/27/68
15-K	4TH	75149	12/27/68	20-K	3RD	75149	12/27/68
15-K-1	4TH	75149	12/27/68	20-L	3RD	75149	12/27/68
15-N	4TH	75149	12/27/68	20-M	3RD	75149	12/27/68
15-P	4TH	75149	12/27/68	21	1ST	76135	9/3/69
15-P-1	2ND	75149	12/27/68	21-EE	*6TH		
16	ORIGINAL			21-EE-1	*6TH		
16-C	4TH	75149	12/27/68	21-EE-2	*6TH		
16-C-1	3RD	75149	12/27/68	21-L	*6TH		
16-F	4TH	75149	12/27/68	21-L-1	*6TH		
16-F-1	4TH	75149	12/27/68	21-L-2	*6TH		
16-F-2	4TH	75149	12/27/68	21-L-3	*6TH		
16-G	4TH	75149	12/27/68	21-Q	*6TH		
16-G-1	4TH	75149	12/27/68	21-Q-1	*6TH		
16-G-2	4TH	75149	12/27/68	21-Q-2	*6TH		
17	ORIGINAL			21-QA	*6TH		
17-A	4TH	75149	12/27/68	21-QA-1	*6TH		
17-A-1	3RD	75149	12/27/68	21-QA-2	*6TH		
17-B	4TH	75149	12/27/68	21-QB	*6TH		
17-B-1	3RD	75149	12/27/68	21-QB-1	*6TH		
17-D	4TH	75149	12/27/68	21-QB-2	*6TH		
17-D-1	3RD	75149	12/27/68	21-R	*6TH		
17-DD	4TH	75149	12/27/68	21-R-1	*6TH		
17-DD-1	4TH	75149	12/27/68	21-R-2	*6TH		
17-DD-2	4TH	75149	12/27/68	21-Z	*6TH		
17-E	4TH	75149	12/27/68	21-Z-1	*6TH		
17-E-1	3RD	75149	12/27/68	21-Z-2	*6TH		
17-H	6TH			22	2ND		
17-H-1	6TH			22-1	4TH	77025	3/31/70
17-H-2	6TH			22-2	4TH		
18	ORIGINAL			23	ORIGINAL	75249	1/28/69
19	ORIGINAL			23-1	ORIGINAL	75249	1/28/69
20	ORIGINAL						

* CHANGE

EFFECTIVE

ISSUED BY THE PUBLIC UTILITIES COMMISSION OF THE STATE OF CALIFORNIA,
 SAN FRANCISCO, CALIFORNIA.

CORRECTION 1681

CANCELS

MINIMUM RATE TARIFF 17

* SECTION 4 - ZONE RATES IN CENTS PER TON (CONTINUED)

COMMODITIES AS DESCRIBED IN ITEM 60

FROM LOS ANGELES COUNTY PRODUCTION AREA 19-A
TO THE DELIVERY ZONES SET FORTH BELOW

ZONE	RATE	ZONE	RATE	ZONE	RATE	ZONE	RATE	ZONE	RATE
19001	73	19036	78	19071	54	19106	64	19141	88
19002	70	19037	72	19072	65	19107	67	19142	85
19003	62	19038	78	19073	69	19108	73	19143	90
19004	61	19039	41	19074	77	19109	69	19144	78
19005	65	19040	35	19075	84	19110	73	19145	82
19006	68	19041	41	19076	94	19111	69	19146	87
19007	57	19042	53	19077	104	19112	76	19147	90
19008	59	19043	62	19078	109	19113	75	19148	84
19009	65	19044	73	19079	138	19114	79	19149	90
19010	76	19045	81	19080	128	19115	110	19150	95
19011	103	19046	90	19081	116	19116	83	19151	98
19012	90	19047	95	19082	110	19117	84	19152	100
19013	86	19048	100	19083	109	19118	81	19153	106
19014	78	19049	104	19084	101	19119	82	19154	107
19015	70	19050	97	19085	95	19120	77	19155	98
19016	59	19051	89	19086	91	19121	77	19156	109
19017	50	19052	81	19087	88	19122	80	19157	114
19018	50	19053	71	19088	84	19123	82	19158	129
19019	46	19054	63	19089	79	19124	68	19159	142
19020	47	19055	54	19090	71	19125	79	19160	154
19021	58	19056	44	19091	63	19126	79	19161	167
19022	55	19057	40	19092	59	19127	78	19162	178
19023	60	19058	39	19093	64	19128	87	19163	191
19024	69	19059	43	19094	59	19129	107	19164	200
19025	64	19060	84	19095	56	19130	99	19165	210
19026	66	19061	90	19096	63	19131	91	19166	120
19027	75	19062	94	19097	72	19132	85	19167	104
19028	85	19063	96	19098	82	19133	77	19168	111
19029	88	19064	104	19099	85	19134	73	19169	119
19030	97	19065	95	19100	87	19135	74	19170	104
19031	100	19066	91	19101	91	19136	82	19171	106
19032	96	19067	51	19102	86	19137	85	19172	104
19033	94	19068	49	19103	84	19138	104	19173	96
19034	88	19069	44	19104	84	19139	86	19174	95
19035	84	19070	47	19105	74	19140	106	19175	109

* CHANGE

EFFECTIVE

ISSUED BY THE PUBLIC UTILITIES COMMISSION OF THE STATE OF CALIFORNIA,
CORRECTION 1510

SAN FRANCISCO, CALIFORNIA.

MINIMUM RATE TARIFF 17

* SECTION 4 - ZONE RATES IN CENTS PER TON (CONTINUED)

COMMODITIES AS DESCRIBED IN ITEM 60

FROM LOS ANGELES COUNTY PRODUCTION AREA 19-A
TO THE DELIVERY ZONES SET FORTH BELOW

ZONE	RATE	ZONE	RATE	ZONE	RATE	ZONE	RATE	ZONE	RATE
19176	104	19211	138	19246	163	19281	198	19329	207
19177	104	19212	147	19247	170	19282	193	19330	202
19178	106	19213	135	19248	179	19283	192	19331	202
19179	112	19214	141	19249	174	19284	186	19332	193
19180	117	19215	146	19250	201	19285	183	19333	186
19181	123	19216	151	19251	197	19286	189	19334	180
19182	123	19217	141	19252	187	19287	44	19335	172
19183	110	19218	147	19253	203	19301	114	19336	162
19184	111	19219	137	19254	212	19302	108	19337	157
19185	116	19220	146	19255	204	19303	126	19338	152
19186	124	19221	138	19256	195	19304	109	19339	141
19187	133	19222	135	19257	190	19305	111	19340	134
19188	125	19223	145	19258	181	19306	117	19341	108
19189	117	19224	149	19259	172	19307	123	19342	105
19190	127	19225	146	19260	170	19308	131	19343	104
19191	118	19226	154	19261	173	19309	137	19344	120
19192	120	19227	151	19262	169	19310	133	19345	126
19193	113	19228	156	19263	168	19311	127	19346	135
19194	116	19229	166	19264	176	19312	114	19347	147
19195	122	19230	157	19265	184	19313	108	19348	149
19196	130	19231	157	19266	179	19314	104	19349	149
19197	139	19232	150	19267	178	19315	106	19350	157
19198	123	19233	157	19268	181	19316	114	19351	163
19199	124	19234	150	19269	198	19317	121	19352	188
19200	135	19235	143	19270	206	19318	127	19353	192
19201	135	19236	156	19271	213	19319	135	19354	197
19202	127	19237	160	19272	207	19320	144	19355	201
19203	141	19238	156	19273	211	19321	153	19356	196
19204	131	19239	170	19274	196	19322	171	19357	198
19205	129	19240	175	19275	212	19323	172	19358	206
19206	131	19241	165	19276	201	19324	181	19359	190
19207	128	19242	171	19277	205	19325	188	19360	185
19208	131	19243	177	19278	211	19326	194	19361	183
19209	136	19244	161	19279	212	19327	201	19362	166
19210	134	19245	168	19280	204	19328	224	19363	166

* CHANGE

EFFECTIVE

ISSUED BY THE PUBLIC UTILITIES COMMISSION OF THE STATE OF CALIFORNIA,
CORRECTION 1511 SAN FRANCISCO, CALIFORNIA.

CANCELS

MINIMUM RATE TARIFF 17

* SECTION 4 - ZONE RATES IN CENTS PER TON (CONTINUED)

COMMODITIES AS DESCRIBED IN ITEM 60

FROM LOS ANGELES COUNTY PRODUCTION AREA 19-A
TO THE DELIVERY ZONES SET FORTH BELOW

ZONE	RATE	ZONE	RATE	ZONE	RATE	ZONE	RATE	ZONE	RATE
19364	150	19411	140	19446	135	19701	78	19744	368
19365	150	19412	140	19447	142	19702	90	19745	383
19366	145	19413	128	19448	141	19703	103	19746	404
19367	136	19414	121	19449	152	19704	114	19747	168
19368	127	19415	111	19450	145	19705	126	19748	185
19369	119	19416	103	19451	152	19706	104	19749	203
19370	112	19417	97	19452	150	19707	111	19750	213
19371	105	19418	99	19453	156	19708	110	19751	126
19372	96	19419	108	19454	151	19709	114	19752	132
19373	93	19420	112	19455	159	19710	93	19753	146
19374	89	19421	116	19456	150	19711	97	19754	160
19375	94	19422	133	19457	156	19712	88	19755	176
19376	100	19423	147	19458	156	19713	79	19756	194
19377	108	19424	152	19459	163	19714	74	19757	203
19378	109	19425	156	19460	164	19715	78	19758	215
19379	117	19426	162	19461	153	19716	91	19759	65
19380	121	19427	157	19462	162	19717	88	19760	78
19381	129	19428	150	19463	170	19726	107	19761	95
19382	123	19429	152	19464	169	19727	120	19762	114
19383	135	19430	142	19465	165	19728	130	56059	219
19384	142	19431	135	19466	173	19729	132	56095	158
19385	148	19432	124	19467	180	19730	139	56122	238
19397	201	19433	119	19468	178	19731	151	56123	232
19398	203	19434	122	19469	169	19732	163		
19399	196	19435	122	19600	106	19733	178		
19401	157	19436	127	19601	97	19734	194		
19402	154	19437	133	19602	77	19735	210		
19403	157	19438	144	19603	72	19736	225		
19404	177	19439	155	19605	76	19737	246		
19405	168	19440	149	19606	87	19738	267		
19406	161	19441	139	19607	100	19739	285		
19407	156	19442	138	19608	110	19740	300		
19408	150	19443	134	19609	101	19741	315		
19409	143	19444	126	19610	111	19742	333		
19410	141	19445	134	19700	70	19743	353		

* CHANGE

EFFECTIVE

ISSUED BY THE PUBLIC UTILITIES COMMISSION OF THE STATE OF CALIFORNIA.
CORRECTION 1512

SAN FRANCISCO, CALIFORNIA.

MINIMUM RATE TARIFF 17

* SECTION 4 - ZONE RATES IN CENTS PER TON (CONTINUED)

COMMODITIES AS DESCRIBED IN ITEM 60

FROM LOS ANGELES COUNTY PRODUCTION AREA 19-8
TO THE DELIVERY ZONES SET FORTH BELOW

ZONE	RATE	ZONE	RATE	ZONE	RATE	ZONE	RATE	ZONE	RATE
19001	66	19036	60	19071	71	19106	83	19141	105
19002	70	19037	54	19072	80	19107	84	19142	102
19003	75	19038	60	19073	84	19108	91	19143	108
19004	74	19039	52	19074	92	19109	86	19144	97
19005	67	19040	45	19075	99	19110	91	19145	101
19006	61	19041	54	19076	109	19111	86	19146	106
19007	56	19042	65	19077	119	19112	90	19147	109
19008	68	19043	77	19078	124	19113	90	19148	103
19009	78	19044	86	19079	153	19114	94	19149	109
19010	89	19045	94	19080	143	19115	125	19150	109
19011	116	19046	103	19081	131	19116	98	19151	116
19012	103	19047	108	19082	125	19117	98	19152	118
19013	99	19048	115	19083	124	19118	96	19153	124
19014	91	19049	119	19084	116	19119	96	19154	122
19015	83	19050	112	19085	110	19120	94	19155	113
19016	72	19051	104	19086	106	19121	94	19156	124
19017	63	19052	96	19087	103	19122	98	19157	129
19018	46	19053	86	19088	99	19123	99	19158	144
19019	42	19054	78	19089	94	19124	87	19159	157
19020	32	19055	69	19090	86	19125	98	19160	169
19021	32	19056	62	19091	80	19126	98	19161	182
19022	37	19057	57	19092	76	19127	97	19162	193
19023	42	19058	55	19093	81	19128	105	19163	206
19024	51	19059	59	19094	78	19129	126	19164	215
19025	46	19060	66	19095	75	19130	118	19165	225
19026	48	19061	73	19096	81	19131	110	19166	135
19027	57	19062	76	19097	91	19132	104	19167	119
19028	67	19063	78	19098	90	19133	96	19168	126
19029	70	19064	101	19099	80	19134	92	19169	134
19030	79	19065	86	19100	90	19135	92	19170	122
19031	82	19066	79	19101	110	19136	100	19171	124
19032	78	19067	70	19102	105	19137	103	19172	121
19033	76	19068	68	19103	103	19138	116	19173	115
19034	70	19069	65	19104	88	19139	101	19174	114
19035	66	19070	65	19105	93	19140	123	19175	128

* CHANGE

EFFECTIVE

ISSUED BY THE PUBLIC UTILITIES COMMISSION OF THE STATE OF CALIFORNIA.
CORRECTION 1513 SAN FRANCISCO, CALIFORNIA.

MINIMUM RATE TARIFF 17

* SECTION 4 - ZONE RATES IN CENTS PER TON (CONTINUED)

COMMODITIES AS DESCRIBED IN ITEM 60

FROM LOS ANGELES COUNTY PRODUCTION AREA 19-B
TO THE DELIVERY ZONES SET FORTH BELOW

ZONE	RATE	ZONE	RATE	ZONE	RATE	ZONE	RATE	ZONE	RATE
19176	124	19211	157	19246	182	19281	217	19329	226
19177	124	19212	161	19247	189	19282	212	19330	221
19178	125	19213	150	19248	198	19283	211	19331	221
19179	131	19214	156	19249	189	19284	205	19332	212
19180	136	19215	161	19250	216	19285	202	19333	205
19181	136	19216	166	19251	212	19286	208	19334	199
19182	138	19217	156	19252	201	19287	57	19335	191
19183	125	19218	166	19253	218	19301	96	19336	181
19184	126	19219	156	19254	222	19302	90	19337	176
19185	131	19220	165	19255	215	19303	107	19338	147
19186	139	19221	157	19256	205	19304	87	19339	141
19187	147	19222	155	19257	209	19305	90	19340	136
19188	140	19223	164	19258	200	19306	98	19341	112
19189	132	19224	168	19259	191	19307	103	19342	124
19190	146	19225	165	19260	189	19308	114	19343	123
19191	137	19226	167	19261	192	19309	127	19344	139
19192	139	19227	166	19262	188	19310	127	19345	145
19193	132	19228	171	19263	187	19311	119	19346	153
19194	135	19229	181	19264	195	19312	110	19347	166
19195	141	19230	172	19265	203	19313	105	19348	168
19196	149	19231	176	19266	198	19314	100	19349	168
19197	151	19232	169	19267	197	19315	103	19350	176
19198	138	19233	176	19268	200	19316	112	19351	182
19199	139	19234	169	19269	217	19317	118	19352	207
19200	150	19235	162	19270	225	19318	124	19353	211
19201	150	19236	175	19271	232	19319	132	19354	217
19202	142	19237	179	19272	217	19320	141	19355	220
19203	156	19238	175	19273	225	19321	150	19356	215
19204	150	19239	182	19274	211	19322	156	19357	217
19205	148	19240	190	19275	227	19323	166	19358	225
19206	150	19241	180	19276	216	19324	175	19359	209
19207	147	19242	190	19277	220	19325	207	19360	204
19208	150	19243	188	19278	221	19326	190	19361	202
19209	155	19244	180	19279	220	19327	196	19362	185
19210	153	19245	187	19280	223	19328	243	19363	185

* CHANGE

EFFECTIVE

ISSUED BY THE PUBLIC UTILITIES COMMISSION OF THE STATE OF CALIFORNIA.
CORRECTION 1514 SAN FRANCISCO, CALIFORNIA.

MINIMUM RATE TARIFF 17

♦ SECTION 4 - ZONE RATES IN CENTS PER TON (CONTINUED)

COMMODITIES AS DESCRIBED IN ITEM 60

FROM LOS ANGELES COUNTY PRODUCTION AREA 19-B
 TO THE DELIVERY ZONES SET FORTH BELOW

ZONE	RATE	ZONE	RATE	ZONE	RATE	ZONE	RATE	ZONE	RATE
19364	169	19411	159	19446	154	19711	110	19754	142
19365	169	19412	159	19447	161	19712	101	19755	158
19366	164	19413	147	19448	160	19713	92	19756	176
19367	155	19414	140	19449	171	19714	87	19757	185
19368	147	19415	130	19450	164	19715	91	19758	197
19369	138	19416	122	19451	171	19716	104	19759	48
19370	131	19417	116	19452	169	19717	101	19760	60
19371	124	19418	118	19453	175	19726	89	19761	77
19372	115	19419	127	19454	170	19727	102	19762	96
19373	112	19420	131	19455	178	19728	112		
19374	108	19421	135	19456	169	19729	114		
19375	113	19422	152	19457	175	19730	121		
19376	119	19423	166	19458	175	19731	134		
19377	127	19424	171	19459	182	19732	145		
19378	128	19425	175	19460	183	19733	160		
19379	136	19426	181	19461	172	19734	176		
19380	140	19427	176	19462	181	19735	192		
19381	148	19428	169	19463	189	19736	207		
19382	142	19429	171	19464	188	19737	228		
19383	154	19430	161	19465	184	19738	249		
19384	161	19431	154	19466	192	19739	267		
19385	167	19432	143	19467	199	19740	282		
19397	220	19433	138	19468	197	19741	297		
19398	222	19434	141	19469	188	19742	315		
19399	215	19435	141	19700	84	19743	335		
19401	176	19436	146	19701	91	19744	350		
19402	173	19437	152	19702	103	19745	365		
19403	175	19438	163	19703	116	19746	386		
19404	196	19439	174	19704	127	19747	150		
19405	187	19440	168	19705	139	19748	167		
19406	180	19441	158	19706	117	19749	185		
19407	175	19442	157	19707	124	19750	195		
19408	169	19443	153	19708	123	19751	108		
19409	161	19444	145	19709	127	19752	114		
19410	160	19445	153	19710	106	19753	128		

♦ CHANGE

EFFECTIVE

ISSUED BY THE PUBLIC UTILITIES COMMISSION OF THE STATE OF CALIFORNIA.
 CORRECTION 1515 SAN FRANCISCO, CALIFORNIA.

* SECTION 4 - ZONE RATES IN CENTS PER TON (CONTINUED)

COMMODITIES AS DESCRIBED IN ITEM 60

FROM LOS ANGELES COUNTY PRODUCTION AREA 19-CC
TO THE DELIVERY ZONES SET FORTH BELOW

ZONE	RATE	ZONE	RATE	ZONE	RATE	ZONE	RATE	ZONE	RATE
19001	97	19036	154	19071	128	19108	148	19710	47
19002	90	19037	148	19072	120	19109	143	19711	47
19003	81	19038	154	19073	114	19110	144	19712	59
19004	84	19039	122	19074	122	19111	134	19713	63
19005	93	19040	115	19075	130	19112	134	19714	75
19006	111	19041	106	19076	139	19113	130	19715	59
19007	100	19042	104	19077	150	19114	124	19716	58
19008	88	19043	104	19078	155	19115	155	19717	52
19009	87	19044	107	19079	184	19116	128	19726	183
19010	94	19045	115	19080	173	19117	136	19727	196
19011	137	19046	124	19081	161	19118	136	19728	206
19012	124	19047	129	19082	156	19119	140	19729	209
19013	120	19048	142	19083	155	19120	146	19730	215
19014	112	19049	146	19084	146	19121	146	19731	228
19015	97	19050	139	19085	140	19122	149	19732	240
19016	97	19051	135	19086	136	19123	156	19733	254
19017	96	19052	127	19087	133	19124	146	19734	270
19018	107	19053	116	19088	129	19125	157	19735	287
19019	114	19054	108	19089	124	19126	157	19736	301
19020	123	19055	112	19090	123	19127	156	19737	322
19021	127	19056	118	19091	129	19136	151	19738	343
19022	131	19057	116	19092	133	19137	147	19739	361
19023	137	19058	119	19093	140	19138	153	19740	376
19024	145	19059	121	19094	137	19139	132	19741	392
19025	140	19060	160	19095	135	19287	99	19742	409
19026	142	19061	167	19096	141	19700	67	19743	429
19027	152	19062	170	19097	150	19701	57	19744	444
19028	161	19063	172	19098	160	19702	47	19745	460
19029	164	19064	182	19099	163	19703	44	19746	480
19030	173	19065	173	19100	165	19704	55	19747	244
19031	176	19066	169	19103	162	19705	67	19748	261
19032	172	19067	129	19104	162	19706	34	19749	279
19033	170	19068	127	19105	152	19707	34	19750	289
19034	164	19069	124	19106	142	19708	43	19751	202
19035	160	19070	124	19107	141	19709	47	19752	208

* CHANGE

EFFECTIVE

ISSUED BY THE PUBLIC UTILITIES COMMISSION OF THE STATE OF CALIFORNIA.
CORRECTION 1516 SAN FRANCISCO, CALIFORNIA.

MINIMUM RATE TARIFF 17

* SECTION 4 - ZONE RATES IN CENTS PER TON (CONTINUED)

COMMODITIES AS DESCRIBED IN ITEM 60

FROM LOS ANGELES COUNTY PRODUCTION AREA 19-CC
TO THE DELIVERY ZONES SET FORTH BELOW

ZONE RATE

19753 222
19754 236
19755 252
19756 270
19757 279

19758 291
19759 142
19760 154
19761 171
19762 190

56095 203
56122 255
56123 248

* CHANGE

EFFECTIVE

ISSUED BY THE PUBLIC UTILITIES COMMISSION OF THE STATE OF CALIFORNIA,
CORRECTION 1517 SAN FRANCISCO, CALIFORNIA.

4-CC-1

MINIMUM RATE TARIFF 17

* SECTION 4 - ZONE RATES IN CENTS PER TON (CONTINUED)

COMMODITIES AS DESCRIBED IN ITEM 60

FROM LOS ANGELES COUNTY PRODUCTION AREA 19-E
TO THE DELIVERY ZONES SET FORTH BELOW

ZONE	RATE	ZONE	RATE	ZONE	RATE	ZONE	RATE	ZONE	RATE
19001	140	19036	76	19071	125	19110	127	19145	101
19002	144	19037	81	19072	137	19111	122	19146	97
19003	154	19038	86	19073	138	19112	130	19147	92
19004	153	19039	119	19074	144	19113	132	19148	103
19005	141	19040	119	19075	148	19114	135	19149	109
19006	135	19041	134	19076	160	19115	172	19150	114
19007	130	19042	145	19077	167	19116	143	19151	128
19008	142	19043	153	19078	174	19117	141	19152	150
19009	158	19044	162	19083	172	19118	138	19153	154
19010	168	19045	168	19084	163	19119	136	19154	168
19011	195	19046	177	19085	158	19120	131	19155	156
19012	182	19047	182	19086	154	19121	131	19156	163
19013	178	19048	188	19087	150	19122	134	19157	175
19014	170	19049	181	19088	146	19123	130	19158	174
19015	162	19050	175	19089	139	19124	92	19166	158
19016	151	19051	167	19090	128	19125	89	19167	151
19017	142	19052	159	19091	120	19126	79	19168	158
19018	120	19053	152	19092	112	19127	79	19169	146
19019	121	19054	146	19093	110	19128	74	19170	138
19020	112	19055	139	19094	107	19129	86	19171	131
19021	107	19056	134	19095	104	19130	78	19172	129
19022	99	19057	128	19096	108	19131	83	19173	125
19023	97	19058	117	19097	102	19132	90	19174	104
19024	92	19059	114	19098	91	19133	89	19175	118
19025	91	19060	75	19099	84	19134	102	19176	113
19026	86	19061	76	19100	81	19135	121	19177	113
19027	85	19062	67	19101	65	19136	136	19178	115
19028	83	19063	56	19102	72	19137	139	19179	121
19029	81	19064	92	19103	90	19138	157	19180	126
19030	70	19065	77	19104	90	19139	146	19181	132
19031	62	19066	83	19105	86	19140	151	19182	139
19032	56	19067	111	19106	91	19141	132	19183	141
19033	60	19068	111	19107	119	19142	124	19184	146
19034	66	19069	125	19108	126	19143	117	19185	154
19035	73	19070	119	19109	123	19144	104	19186	162

* CHANGE

EFFECTIVE

ISSUED BY THE PUBLIC UTILITIES COMMISSION OF THE STATE OF CALIFORNIA.
CORRECTION 1518

SAN FRANCISCO, CALIFORNIA.

CANCELS

MINIMUM RATE TARIFF 17

* SECTION 4 - ZONE RATES IN CENTS PER TON (CONTINUED)

COMMODITIES AS DESCRIBED IN ITEM 60

FROM LOS ANGELES COUNTY PRODUCTION AREA 19-E
TO THE DELIVERY ZONES SET FORTH BELOW

ZONE	RATE	ZONE	RATE	ZONE	RATE	ZONE	RATE	ZONE	RATE
19187	170	19222	128	19257	199	19305	43	19340	48
19188	163	19223	137	19258	190	19306	37	19341	70
19189	151	19224	145	19259	181	19307	32	19342	85
19190	136	19225	155	19260	179	19308	32	19343	82
19191	127	19226	163	19261	168	19309	38	19344	66
19192	112	19227	174	19262	162	19310	38	19345	58
19193	120	19228	183	19263	161	19311	33	19346	56
19194	125	19229	187	19264	168	19312	39	19347	66
19195	131	19230	174	19265	176	19313	44	19348	69
19196	139	19231	166	19266	188	19314	52	19349	77
19197	148	19232	159	19267	187	19315	62	19350	92
19198	148	19233	150	19268	190	19316	61	19351	99
19199	162	19234	142	19269	207	19317	54	19352	126
19200	173	19235	135	19270	215	19318	44	19353	131
19201	173	19236	149	19271	222	19319	44	19354	136
19202	165	19237	160	19272	216	19320	52	19355	140
19203	154	19238	165	19273	231	19321	61	19356	133
19204	140	19239	179	19274	216	19322	68	19357	136
19205	138	19240	195	19275	232	19323	77	19358	143
19206	133	19241	186	19276	221	19324	87	19359	127
19207	120	19242	180	19277	227	19325	97	19360	124
19208	123	19243	186	19278	220	19326	102	19361	123
19209	134	19244	170	19279	221	19327	108	19362	105
19210	143	19245	161	19280	213	19328	146	19363	105
19211	147	19246	156	19281	207	19329	129	19364	89
19212	156	19247	179	19282	202	19330	118	19365	89
19213	173	19248	188	19283	201	19331	116	19366	83
19214	179	19249	193	19284	195	19332	115	19367	76
19215	184	19250	222	19285	192	19333	107	19368	61
19216	182	19251	217	19286	198	19334	102	19369	67
19217	167	19252	207	19287	136	19335	94	19370	74
19218	156	19253	223	19301	54	19336	84	19371	82
19219	146	19254	221	19302	44	19337	66	19372	90
19220	147	19255	213	19303	38	19338	59	19373	92
19221	138	19256	204	19304	49	19339	53	19374	100

* CHANGE

EFFECTIVE

ISSUED BY THE PUBLIC UTILITIES COMMISSION OF THE STATE OF CALIFORNIA.
CORRECTION 1519

SAN FRANCISCO, CALIFORNIA.

MINIMUM RATE TARIFF 17

* SECTION 4 - ZONE RATES IN CENTS PER TON (CONTINUED)

COMMODITIES AS DESCRIBED IN ITEM 60

FROM LOS ANGELES COUNTY PRODUCTION AREA 19-E
 TO THE DELIVERY ZONES SET FORTH BELOW

ZONE	RATE	ZONE	RATE	ZONE	RATE	ZONE	RATE
19375	91	19422	87	19457	148	19748	171
19376	84	19423	94	19458	142	19749	189
19377	83	19424	105	19459	149	19750	198
19378	86	19425	110	19460	138	19751	119
19379	79	19426	116	19461	127	19752	131
19380	73	19427	118	19462	136	19753	145
19381	65	19428	117	19463	146	19754	159
19382	69	19429	107	19464	155	19755	175
19383	76	19430	98	19465	158	19756	193
19384	81	19431	98	19466	165	19757	202
19385	92	19432	95	19467	154	19758	214
19397	145	19433	106	19468	152	19759	104
19398	140	19434	107	19469	143	19760	116
19399	133	19435	114	19726	80	19761	133
19401	104	19436	104	19727	93	19762	133
19402	102	19437	107	19728	103		
19403	104	19438	110	19729	113		
19404	125	19439	129	19730	124		
19405	116	19440	123	19731	137		
19406	109	19441	113	19732	149		
19407	103	19442	112	19733	163		
19408	98	19443	114	19734	180		
19409	90	19444	119	19735	196		
19410	88	19445	127	19736	211		
19411	88	19446	128	19737	232		
19412	84	19447	128	19738	252		
19413	78	19448	117	19739	270		
19414	91	19449	125	19740	285		
19415	85	19450	119	19741	301		
19416	94	19451	126	19742	319		
19417	102	19452	124	19743	338		
19418	105	19453	130	19744	354		
19419	101	19454	124	19745	369		
19420	97	19455	133	19746	389		
19421	98	19456	137	19747	153		

* CHANGE

EFFECTIVE

ISSUED BY THE PUBLIC UTILITIES COMMISSION OF THE STATE OF CALIFORNIA,
 CORRECTION 1520 SAN FRANCISCO, CALIFORNIA.

MINIMUM RATE TARIFF 17

* SECTION 4 - ZONE RATES IN CENTS PER TON (CONTINUED)

COMMODITIES AS DESCRIBED IN ITEM 60

FROM LOS ANGELES COUNTY PRODUCTION AREA 19-F
 TO THE DELIVERY ZONES SET FORTH BELOW

ZONE	RATE	ZONE	RATE	ZONE	RATE	ZONE	RATE	ZONE	RATE
19001	195	19036	130	19071	155	19106	127	19141	140
19002	192	19037	135	19072	167	19107	139	19142	133
19003	184	19038	140	19073	168	19108	156	19143	123
19004	183	19039	158	19074	175	19109	153	19144	124
19005	187	19040	159	19075	179	19110	157	19145	120
19006	190	19041	164	19076	190	19111	153	19146	109
19007	179	19042	175	19077	197	19112	160	19147	118
19008	181	19043	183	19078	204	19113	162	19148	114
19009	188	19044	193	19079	231	19114	165	19149	115
19010	198	19045	198	19080	220	19115	203	19150	119
19011	226	19046	207	19081	208	19116	173	19151	131
19012	213	19047	212	19082	203	19117	171	19152	142
19013	208	19048	218	19083	202	19118	169	19153	145
19014	200	19049	211	19084	193	19119	166	19154	160
19015	192	19050	205	19085	188	19120	161	19155	148
19016	181	19051	197	19086	184	19121	161	19156	154
19017	172	19052	189	19087	180	19122	149	19157	167
19018	172	19053	182	19088	176	19123	142	19158	165
19019	168	19054	176	19089	169	19124	121	19159	171
19020	164	19055	170	19090	158	19125	120	19160	183
19021	174	19056	164	19091	150	19126	126	19161	197
19022	172	19057	158	19092	143	19127	131	19162	208
19023	150	19058	147	19093	140	19128	111	19163	221
19024	146	19059	144	19094	137	19129	119	19164	229
19025	145	19060	129	19095	134	19130	110	19165	240
19026	139	19061	130	19096	144	19131	129	19166	149
19027	138	19062	121	19097	138	19132	123	19167	142
19028	137	19063	110	19098	138	19133	115	19168	149
19029	134	19064	157	19099	141	19134	123	19169	137
19030	123	19065	131	19100	140	19135	130	19170	129
19031	116	19066	147	19101	102	19136	152	19171	123
19032	110	19067	141	19102	109	19137	169	19172	121
19033	114	19068	141	19103	137	19138	177	19173	116
19034	119	19069	155	19104	137	19139	155	19174	103
19035	127	19070	149	19105	134	19140	159	19175	110

* CHANGE

EFFECTIVE

ISSUED BY THE PUBLIC UTILITIES COMMISSION OF THE STATE OF CALIFORNIA.
 CORRECTION 1521 SAN FRANCISCO, CALIFORNIA.

CANCELS

MINIMUM RATE TARIFF 17

* SECTION 4 - ZONE RATES IN CENTS PER TON (CONTINUED)

COMMODITIES AS DESCRIBED IN ITEM 60

FROM LOS ANGELES COUNTY PRODUCTION AREA 19-F
TO THE DELIVERY ZONES SET FORTH BELOW

ZONE	RATE	ZONE	RATE	ZONE	RATE	ZONE	RATE	ZONE	RATE
19176	105	19211	138	19246	141	19281	190	19329	104
19177	105	19212	147	19247	162	19282	185	19330	93
19178	107	19213	164	19248	171	19283	184	19331	84
19179	112	19214	170	19249	175	19284	177	19332	76
19180	118	19215	176	19250	213	19285	175	19333	69
19181	123	19216	173	19251	209	19286	181	19334	63
19182	131	19217	158	19252	198	19287	166	19335	55
19183	133	19218	148	19253	215	19301	108	19336	45
19184	137	19219	138	19254	204	19302	98	19337	32
19185	145	19220	132	19255	196	19303	91	19338	41
19186	153	19221	123	19256	186	19304	101	19339	51
19187	162	19222	120	19257	182	19305	97	19340	62
19188	154	19223	123	19258	172	19306	90	19341	99
19189	143	19224	131	19259	164	19307	85	19342	104
19190	127	19225	146	19260	162	19308	77	19343	90
19191	118	19226	155	19261	154	19309	71	19344	73
19192	104	19227	165	19262	147	19310	60	19345	64
19193	111	19228	175	19263	146	19311	70	19346	51
19194	117	19229	178	19264	154	19312	79	19347	40
19195	123	19230	166	19265	162	19313	88	19348	36
19196	131	19231	158	19266	171	19314	91	19349	35
19197	140	19232	150	19267	170	19315	99	19350	54
19198	139	19233	136	19268	173	19316	101	19351	61
19199	154	19234	127	19269	190	19317	90	19352	94
19200	164	19235	121	19270	198	19318	68	19353	99
19201	165	19236	134	19271	205	19319	56	19354	104
19202	156	19237	146	19272	199	19320	46	19355	108
19203	146	19238	157	19273	222	19321	44	19356	101
19204	132	19239	171	19274	208	19322	54	19357	104
19205	129	19240	187	19275	224	19323	55	19358	111
19206	125	19241	177	19276	213	19324	64	19359	95
19207	112	19242	172	19277	210	19325	71	19360	91
19208	115	19243	168	19278	203	19326	77	19361	90
19209	126	19244	161	19279	204	19327	84	19362	73
19210	135	19245	147	19280	196	19328	123	19363	73

* CHANGE

EFFECTIVE

ISSUED BY THE PUBLIC UTILITIES COMMISSION OF THE STATE OF CALIFORNIA.
CORRECTION 1522 SAN FRANCISCO, CALIFORNIA.

CANCELS

MINIMUM RATE TARIFF 17

* SECTION 4 - ZONE RATES IN CENTS PER TON (CONTINUED)

COMMODITIES AS DESCRIBED IN ITEM 60

FROM LOS ANGELES COUNTY PRODUCTION AREA 19-F
TO THE DELIVERY ZONES SET FORTH BELOW

ZONE	RATE	ZONE	RATE	ZONE	RATE	ZONE	RATE	ZONE	RATE
19364	57	19411	55	19446	113	19701	200	19744	407
19365	55	19412	52	19447	106	19702	212	19745	423
19366	45	19413	61	19448	95	19703	225	19746	443
19367	49	19414	79	19449	103	19704	237	19747	207
19368	55	19415	76	19450	97	19705	248	19748	225
19369	67	19416	86	19451	104	19706	226	19749	242
19370	75	19417	93	19452	102	19707	233	19750	252
19371	83	19418	97	19453	108	19708	232	19751	173
19372	99	19419	92	19454	102	19709	236	19752	184
19373	113	19420	88	19455	111	19710	215	19753	198
19374	101	19421	87	19456	115	19711	219	19754	213
19375	95	19422	73	19457	131	19712	210	19755	229
19376	87	19423	72	19458	120	19713	201	19756	246
19377	82	19424	83	19459	127	19714	196	19757	256
19378	77	19425	88	19460	116	19715	200	19758	267
19379	81	19426	94	19461	105	19716	213	19759	157
19380	66	19427	96	19462	114	19717	210	19760	170
19381	60	19428	95	19463	124	19726	133	19761	186
19382	58	19429	85	19464	133	19727	146	19762	187
19383	57	19430	76	19465	145	19728	157	30001	132
19384	49	19431	76	19466	152	19729	167	30002	128
19385	60	19432	79	19467	132	19730	178	30003	117
19397	113	19433	100	19468	130	19731	191	30004	104
19398	108	19434	93	19469	121	19732	203	30005	98
19399	101	19435	102	19600	132	19733	217	30006	114
19401	72	19436	87	19601	142	19734	234	30007	115
19402	69	19437	85	19602	148	19735	250	30008	116
19403	73	19438	88	19603	188	19736	265	30009	122
19404	93	19439	107	19605	160	19737	285	30010	143
19405	84	19440	101	19606	174	19738	306	30011	142
19406	77	19441	91	19607	182	19739	324	30012	135
19407	79	19442	90	19608	202	19740	339	30013	130
19408	74	19443	92	19609	194	19741	355	30014	118
19409	66	19444	103	19610	204	19742	372	30015	110
19410	60	19445	103	19700	193	19743	392	30016	110

* CHANGE

EFFECTIVE

ISSUED BY THE PUBLIC UTILITIES COMMISSION OF THE STATE OF CALIFORNIA,
CORRECTION 1523 SAN FRANCISCO, CALIFORNIA.

MINIMUM RATE TARIFF 17

* SECTION 4 - ZONE RATES IN CENTS PER TON (CONTINUED)

COMMODITIES AS DESCRIBED IN ITEM 60

FROM LOS ANGELES COUNTY PRODUCTION AREA 19-F
 TO THE DELIVERY ZONES SET FORTH BELOW

ZONE	RATE	ZONE	RATE	ZONE	RATE	ZONE	RATE
30017	113	30052	159	30095	213	36047	117
30018	119	30053	164	30096	202	36048	112
30019	121	30054	156	30097	220	36049	115
30020	120	30055	149	30098	227	36050	122
30021	127	30056	141	30099	196	36051	128
30022	135	30057	142	30100	206	36052	129
30023	135	30058	132	30101	214	36053	135
30024	145	30059	142	30102	225	36054	141
30025	147	30060	151	30103	235	36077	147
30026	172	30061	147	30116	232	36078	142
30027	164	30062	148	30117	242	36079	138
30028	153	30063	158	30118	245	36080	132
30029	143	30064	164	33010	151	36081	124
30030	143	30065	161	33011	156	36082	118
30031	137	30066	170	33027	165	36083	118
30032	133	30067	191	33028	161	36084	124
30033	129	30068	181	33029	149	36085	131
30034	131	30069	187	33030	174	36086	139
30035	122	30070	186	33031	174	36087	150
30036	114	30071	178	33048	166	36088	145
30037	118	30072	176	33049	172	36089	142
30038	120	30073	167	33050	169	36090	128
30039	131	30074	167	36013	154	36091	121
30040	123	30075	164	36014	145	36092	126
30041	134	30076	159	36015	138	56059	314
30042	137	30077	154	36016	135		
30043	145	30078	169	36017	122		
30044	142	30079	178	36018	130		
30045	149	30080	186	36019	138		
30046	146	30081	174	36020	146		
30047	153	30090	172	36021	152		
30048	159	30091	186	36043	147		
30049	167	30092	188	36044	141		
30050	158	30093	195	36045	130		
30051	153	30094	204	36046	122		

* CHANGE

EFFECTIVE

ISSUED BY THE PUBLIC UTILITIES COMMISSION OF THE STATE OF CALIFORNIA,
 CORRECTION 1524

SAN FRANCISCO, CALIFORNIA.

MINIMUM RATE TARIFF 17

* SECTION 4 - ZONE RATES IN CENTS PER TON (CONTINUED)

COMMODITIES AS DESCRIBED IN ITEM 60

FROM LOS ANGELES COUNTY PRODUCTION AREA 19-G
TO THE DELIVERY ZONES SET FORTH BELOW

ZONE	RATE	ZONE	RATE	ZONE	RATE	ZONE	RATE	ZONE	RATE
19001	199	19036	139	19071	159	19106	131	19141	144
19002	197	19037	144	19072	171	19107	143	19142	137
19003	188	19038	149	19073	172	19108	160	19143	127
19004	187	19039	162	19074	179	19109	157	19144	128
19005	191	19040	163	19075	183	19110	161	19145	124
19006	194	19041	168	19076	194	19111	157	19146	114
19007	183	19042	179	19077	201	19112	164	19147	122
19008	185	19043	187	19078	209	19113	166	19148	118
19009	192	19044	197	19079	235	19114	170	19149	119
19010	202	19045	202	19080	225	19115	207	19150	124
19011	230	19046	211	19081	213	19116	177	19151	135
19012	217	19047	216	19082	207	19117	176	19152	146
19013	213	19048	222	19083	206	19118	173	19153	149
19014	204	19049	215	19084	197	19119	170	19154	164
19015	196	19050	210	19085	192	19120	165	19155	152
19016	185	19051	201	19086	188	19121	165	19156	159
19017	176	19052	193	19087	184	19122	153	19157	171
19018	176	19053	187	19088	180	19123	147	19158	170
19019	173	19054	181	19089	173	19124	125	19159	175
19020	168	19055	174	19090	162	19125	124	19160	187
19021	178	19056	168	19091	155	19126	131	19161	201
19022	176	19057	163	19092	147	19127	135	19162	212
19023	160	19058	152	19093	144	19128	123	19163	225
19024	155	19059	148	19094	141	19129	123	19164	233
19025	154	19060	139	19095	138	19130	114	19165	244
19026	149	19061	139	19096	148	19131	133	19166	153
19027	148	19062	130	19097	142	19132	127	19167	147
19028	147	19063	120	19098	143	19133	119	19168	153
19029	144	19064	161	19099	145	19134	127	19169	141
19030	133	19065	152	19100	145	19135	134	19170	133
19031	126	19066	151	19101	112	19136	156	19171	127
19032	119	19067	145	19102	119	19137	173	19172	125
19033	123	19068	145	19103	141	19138	181	19173	120
19034	129	19069	159	19104	141	19139	159	19174	107
19035	136	19070	153	19105	138	19140	163	19175	114

* CHANGE

EFFECTIVE

ISSUED BY THE PUBLIC UTILITIES COMMISSION OF THE STATE OF CALIFORNIA.
CORRECTION 1525 SAN FRANCISCO, CALIFORNIA.

CANCELS

MINIMUM RATE TARIFF 17

* SECTION 4 - ZONE RATES IN CENTS PER TON (CONTINUED)

COMMODITIES AS DESCRIBED IN ITEM 60

FROM LOS ANGELES COUNTY PRODUCTION AREA 19-G
TO THE DELIVERY ZONES SET FORTH BELOW

ZONE	RATE	ZONE	RATE	ZONE	RATE	ZONE	RATE	ZONE	RATE
19176	109	19211	142	19246	145	19281	194	19329	90
19177	109	19212	152	19247	166	19282	189	19330	78
19178	111	19213	169	19248	175	19283	188	19331	70
19179	116	19214	174	19249	180	19284	182	19332	62
19180	122	19215	180	19250	217	19285	179	19333	54
19181	127	19216	177	19251	213	19286	185	19334	49
19182	135	19217	162	19252	203	19287	171	19335	41
19183	137	19218	152	19253	219	19301	118	19336	32
19184	142	19219	142	19254	208	19302	108	19337	44
19185	150	19220	136	19255	200	19303	101	19338	54
19186	158	19221	128	19256	191	19304	111	19339	64
19187	166	19222	124	19257	186	19305	107	19340	75
19188	158	19223	127	19258	177	19306	100	19341	103
19189	147	19224	135	19259	168	19307	95	19342	108
19190	131	19225	150	19260	166	19308	87	19343	94
19191	122	19226	159	19261	158	19309	80	19344	86
19192	108	19227	169	19262	151	19310	70	19345	78
19193	115	19228	179	19263	150	19311	80	19346	64
19194	121	19229	182	19264	158	19312	88	19347	53
19195	127	19230	170	19265	166	19313	97	19348	43
19196	135	19231	162	19266	175	19314	101	19349	39
19197	144	19232	155	19267	174	19315	111	19350	39
19198	143	19233	140	19268	177	19316	105	19351	46
19199	158	19234	132	19269	194	19317	101	19352	77
19200	168	19235	125	19270	202	19318	80	19353	82
19201	169	19236	138	19271	209	19319	66	19354	87
19202	160	19237	150	19272	203	19320	58	19355	91
19203	150	19238	161	19273	227	19321	49	19356	84
19204	136	19239	175	19274	212	19322	39	19357	87
19205	134	19240	191	19275	228	19323	40	19358	94
19206	129	19241	182	19276	217	19324	49	19359	78
19207	116	19242	176	19277	214	19325	57	19360	74
19208	119	19243	172	19278	207	19326	63	19361	73
19209	130	19244	166	19279	208	19327	70	19362	56
19210	139	19245	151	19280	200	19328	108	19363	56

* CHANGE

EFFECTIVE

ISSUED BY THE PUBLIC UTILITIES COMMISSION OF THE STATE OF CALIFORNIA.
CORRECTION 1526

SAN FRANCISCO, CALIFORNIA.

MINIMUM RATE TARIFF 17

* SECTION 4 - ZONE RATES IN CENTS PER TON (CONTINUED)

COMMODITIES AS DESCRIBED IN ITEM 60

FROM LOS ANGELES COUNTY PRODUCTION AREA 19-G
 TO THE DELIVERY ZONES SET FORTH BELOW

ZONE	RATE	ZONE	RATE	ZONE	RATE	ZONE	RATE	ZONE	RATE
19364	55	19411	59	19446	117	19701	204	19744	417
19365	40	19412	56	19447	110	19702	217	19745	432
19366	49	19413	55	19448	99	19703	229	19746	453
19367	54	19414	84	19449	108	19704	241	19747	217
19368	65	19415	81	19450	101	19705	252	19748	234
19369	72	19416	90	19451	108	19706	230	19749	252
19370	79	19417	98	19452	106	19707	237	19750	262
19371	87	19418	101	19453	112	19708	236	19751	183
19372	104	19419	97	19454	107	19709	240	19752	194
19373	117	19420	93	19455	115	19710	219	19753	208
19374	106	19421	91	19456	119	19711	223	19754	223
19375	99	19422	77	19457	136	19712	214	19755	238
19376	91	19423	76	19458	124	19713	205	19756	256
19377	86	19424	88	19459	131	19714	200	19757	265
19378	82	19425	92	19460	120	19715	204	19758	277
19379	85	19426	98	19461	109	19716	218	19759	186
19380	70	19427	100	19462	118	19717	214	19760	198
19381	64	19428	99	19463	128	19726	143	19761	215
19382	63	19429	89	19464	137	19727	156	19762	196
19383	61	19430	80	19465	149	19728	166	30001	136
19384	53	19431	80	19466	156	19729	177	30002	133
19385	64	19432	84	19467	136	19730	188	30003	122
19397	96	19433	104	19468	134	19731	200	30004	108
19398	91	19434	97	19469	125	19732	212	30005	102
19399	84	19435	106	19600	142	19733	227	30006	118
19401	64	19436	91	19601	151	19734	243	30007	119
19402	73	19437	89	19602	158	19735	259	30008	120
19403	77	19438	92	19603	192	19736	274	30009	126
19404	85	19439	111	19605	164	19737	295	30010	147
19405	88	19440	105	19606	178	19738	316	30011	146
19406	81	19441	95	19607	186	19739	334	30012	139
19407	84	19442	94	19608	206	19740	349	30013	134
19408	78	19443	96	19609	198	19741	364	30014	122
19409	71	19444	107	19610	208	19742	382	30015	114
19410	65	19445	107	19700	197	19743	402	30016	114

* CHANGE

EFFECTIVE

ISSUED BY THE PUBLIC UTILITIES COMMISSION OF THE STATE OF CALIFORNIA.
 CORRECTION 1527 SAN FRANCISCO, CALIFORNIA.

* SECTION 4 - ZONE RATES IN CENTS PER TON (CONTINUED)

COMMODITIES AS DESCRIBED IN ITEM 60

FROM LOS ANGELES COUNTY PRODUCTION AREA 19-G
 TO THE DELIVERY ZONES SET FORTH BELOW

ZONE	RATE	ZONE	RATE	ZONE	RATE	ZONE	RATE
30017	117	30052	163	30095	218	36047	100
30018	123	30053	168	30096	206	36048	94
30019	125	30054	160	30097	224	36049	98
30020	124	30055	153	30098	231	36050	105
30021	131	30056	145	30099	200	36051	111
30022	139	30057	146	30100	210	36052	112
30023	139	30058	136	30101	218	36053	118
30024	149	30059	147	30102	229	36054	124
30025	151	30060	156	30103	239	36077	130
30026	176	30061	151	30116	236	36078	125
30027	168	30062	152	30117	246	36079	121
30028	157	30063	163	30118	249	36080	115
30029	147	30064	168	33010	134	36081	107
30030	147	30065	165	33011	139	36082	101
30031	141	30066	174	33027	148	36083	101
30032	137	30067	195	33028	144	36084	106
30033	133	30068	185	33029	132	36085	114
30034	135	30069	191	33030	157	36086	122
30035	126	30070	190	33031	157	36087	133
30036	119	30071	183	33048	149	36088	128
30037	122	30072	181	33049	155	36089	125
30038	124	30073	171	33050	152	36090	111
30039	135	30074	171	36013	137	36091	104
30040	127	30075	168	36014	128	36092	109
30041	138	30076	163	36015	121	56059	318
30042	142	30077	158	36016	118		
30043	149	30078	173	36017	105		
30044	146	30079	182	36018	113		
30045	153	30080	190	36019	121		
30046	150	30081	178	36020	129		
30047	158	30090	176	36021	135		
30048	163	30091	190	36043	130		
30049	171	30092	192	36044	124		
30050	162	30093	199	36045	113		
30051	157	30094	208	36046	104		

* CHANGE

EFFECTIVE

ISSUED BY THE PUBLIC UTILITIES COMMISSION OF THE STATE OF CALIFORNIA.
 CORRECTION 1528

SAN FRANCISCO, CALIFORNIA.

* SECTION 4 - ZONE RATES IN CENTS PER TON (CONTINUED)

COMMODITIES AS DESCRIBED IN ITEM 60

FROM LOS ANGELES COUNTY PRODUCTION AREA 19-I
TO THE DELIVERY ZONES SET FORTH BELOW

ZONE	RATE	ZONE	RATE	ZONE	RATE
19220	71	19261	47	19465	42
19221	63	19262	37	19466	39
19222	67	19263	32	19467	49
19223	53	19264	44	19468	58
19224	61	19265	55	19469	67
19225	67	19266	67		
19226	72	19267	66		
19227	79	19268	69		
19228	89	19269	85		
19229	88	19279	99		
19230	80	19280	92		
19231	72	19281	86		
19232	58	19282	81		
19233	56	19283	80		
19234	51	19284	73		
19235	50	19285	70		
19236	41	19286	77		
19237	52	19446	54		
19238	58	19447	63		
19239	70	19449	68		
19240	80	19450	77		
19241	76	19451	86		
19242	68	19452	93		
19243	64	19453	81		
19244	54	19454	73		
19245	44	19455	65		
19246	34	19456	58		
19247	58	19457	47		
19248	67	19458	55		
19249	71	19459	51		
19250	108	19460	58		
19251	104	19461	67		
19252	94	19462	61		
19259	60	19463	57		
19260	58	19464	47		

* CHANGE

EFFECTIVE

ISSUED BY THE PUBLIC UTILITIES COMMISSION OF THE STATE OF CALIFORNIA,
CORRECTION 1529 SAN FRANCISCO, CALIFORNIA.

MINIMUM RATE TARIFF 17

* SECTION 4 - ZONE RATES IN CENTS PER TON (CONTINUED)

COMMODITIES AS DESCRIBED IN ITEM 60

FROM LOS ANGELES COUNTY PRODUCTION AREA 19-II
 TO THE DELIVERY ZONES SET FORTH BELOW

ZONE	RATE	ZONE	RATE	ZONE	RATE	ZONE	RATE	ZONE	RATE
19001	102	19036	140	19071	104	19107	122	19144	143
19002	95	19037	134	19072	96	19108	128	19145	146
19003	86	19038	140	19073	90	19109	123	19146	151
19004	85	19039	108	19074	85	19110	120	19147	155
19005	93	19040	101	19075	74	19111	110	19148	149
19006	100	19041	92	19076	68	19112	110	19149	148
19007	89	19042	80	19077	73	19113	106	19150	146
19008	80	19043	73	19078	81	19114	101	19151	153
19009	76	19044	64	19079	115	19115	86	19152	148
19010	72	19045	57	19080	104	19116	104	19153	143
19011	64	19046	50	19081	92	19117	112	19154	128
19012	50	19047	55	19082	87	19118	113	19155	119
19013	40	19048	68	19083	86	19119	116	19156	130
19014	53	19049	72	19084	85	19120	122	19157	135
19015	61	19050	65	19085	79	19121	122	19158	150
19016	70	19051	57	19086	86	19122	126	19159	149
19017	76	19052	67	19087	89	19123	136	19160	137
19018	93	19053	74	19088	97	19124	133	19161	137
19019	101	19054	83	19089	101	19125	143	19162	148
19020	110	19055	88	19090	99	19126	143	19163	161
19021	113	19056	98	19091	105	19127	143	19164	169
19022	118	19057	102	19092	113	19128	151	19165	180
19023	123	19058	105	19093	120	19131	155	19166	141
19024	131	19059	107	19094	124	19132	150	19167	125
19025	127	19060	147	19095	121	19133	141	19168	132
19026	129	19061	153	19096	127	19134	137	19169	141
19027	138	19062	157	19097	137	19135	129	19170	149
19028	147	19063	158	19098	147	19136	128	19171	155
19029	150	19064	168	19099	149	19137	124	19172	161
19030	159	19065	159	19100	152	19138	129	19173	159
19031	162	19066	156	19102	150	19139	108	19174	159
19032	158	19067	115	19103	148	19140	141	19175	170
19033	157	19068	113	19104	148	19141	143	19176	170
19034	151	19069	110	19105	139	19142	139	19177	169
19035	147	19070	110	19106	128	19143	145	19178	161

* CHANGE

EFFECTIVE

ISSUED BY THE PUBLIC UTILITIES COMMISSION OF THE STATE OF CALIFORNIA,
 CORRECTION 1530 SAN FRANCISCO, CALIFORNIA.

MINIMUM RATE TARIFF 17

* SECTION 4 - ZONE RATES IN CENTS PER TON (CONTINUED)

COMMODITIES AS DESCRIBED IN ITEM 60

FROM LOS ANGELES COUNTY PRODUCTION AREA 19-II
TO THE DELIVERY ZONES SET FORTH BELOW

ZONE	RATE	ZONE	RATE
19179	154	19228	177
19180	148	19287	82
19181	143	19374	153
19182	144	19375	158
19183	132	19417	162
19184	132	19418	164
19185	137		
19186	145		
19187	154		
19188	146		
19189	139		
19190	156		
19191	161		
19192	184		
19193	178		
19194	176		
19195	176		
19196	165		
19197	157		
19198	144		
19199	146		
19200	156		
19201	157		
19202	148		
19203	163		
19204	173		
19212	167		
19213	156		
19214	162		
19215	168		
19216	173		
19217	162		
19218	173		
19226	173		
19227	173		

* CHANGE

EFFECTIVE

ISSUED BY THE PUBLIC UTILITIES COMMISSION OF THE STATE OF CALIFORNIA,
CORRECTION 1531 SAN FRANCISCO, CALIFORNIA.

MINIMUM RATE TARIFF 17

* SECTION 4 - ZONE RATES IN CENTS PER TON (CONTINUED)

COMMODITIES AS DESCRIBED IN ITEM 60

FROM LOS ANGELES COUNTY PRODUCTION AREA 19-JA
TO THE DELIVERY ZONES SET FORTH BELOW

ZONE RATE

19106	84
19124	85
19153	141
19168	156

* CHANGE

EFFECTIVE

ISSUED BY THE PUBLIC UTILITIES COMMISSION OF THE STATE OF CALIFORNIA,
CORRECTION 1532 SAN FRANCISCO, CALIFORNIA.

4-JA

* SECTION 4 - ZONE RATES IN CENTS PER TON (CONTINUED)

COMMODITIES AS DESCRIBED IN ITEM 60

FROM LOS ANGELES COUNTY PRODUCTION AREA 19-JJ
TO THE DELIVERY ZONES SET FORTH BELOW

ZONE	RATE	ZONE	RATE	ZONE	RATE	ZONE	RATE	ZONE	RATE
19001	88	19036	145	19071	119	19106	133	19141	154
19002	81	19037	139	19072	112	19107	132	19142	150
19003	72	19038	145	19073	105	19108	139	19143	156
19004	75	19039	113	19074	114	19109	134	19144	147
19005	85	19040	106	19075	121	19110	135	19145	151
19006	102	19041	97	19076	131	19111	125	19146	156
19007	92	19042	95	19077	141	19112	125	19147	159
19008	79	19043	95	19078	146	19113	121	19148	154
19009	78	19044	99	19079	175	19114	116	19149	160
19010	85	19045	107	19080	164	19115	147	19150	157
19011	129	19046	115	19081	152	19116	119	19151	164
19012	116	19047	121	19082	147	19117	127	19152	163
19013	111	19048	134	19083	146	19118	128	19153	159
19014	103	19049	137	19084	137	19119	131	19154	143
19015	88	19050	130	19085	132	19120	137	19155	134
19016	88	19051	126	19086	128	19121	137	19156	145
19017	87	19052	118	19087	125	19122	141	19157	150
19018	98	19053	107	19088	120	19123	147	19158	166
19019	105	19054	100	19089	116	19124	138	19159	178
19020	115	19055	103	19090	114	19125	148	19160	190
19021	118	19056	109	19091	120	19126	148	19161	204
19022	122	19057	107	19092	124	19127	147	19162	215
19023	128	19058	110	19093	131	19128	156	19163	228
19024	136	19059	112	19094	128	19129	176	19164	236
19025	132	19060	152	19095	126	19130	169	19165	246
19026	134	19061	158	19096	132	19131	160	19166	156
19027	143	19062	161	19097	142	19132	154	19167	140
19028	152	19063	163	19098	152	19133	146	19168	147
19029	155	19064	173	19099	154	19134	142	19169	156
19030	164	19065	164	19100	157	19135	140	19170	165
19031	167	19066	160	19101	160	19136	143	19171	170
19032	163	19067	120	19102	155	19137	139	19172	176
19033	161	19068	118	19103	153	19138	144	19173	166
19034	156	19069	115	19104	153	19139	123	19174	164
19035	151	19070	115	19105	144	19140	156	19175	178

* CHANGE

EFFECTIVE

ISSUED BY THE PUBLIC UTILITIES COMMISSION OF THE STATE OF CALIFORNIA.
CORRECTION 1533

SAN FRANCISCO, CALIFORNIA.

* SECTION 4 - ZONE RATES IN CENTS PER TON (CONTINUED)

COMMODITIES AS DESCRIBED IN ITEM 60

FROM LOS ANGELES COUNTY PRODUCTION AREA 19-JJ
TO THE DELIVERY ZONES SET FORTH BELOW

ZONE	RATE	ZONE	RATE	ZONE	RATE	ZONE	RATE
19176	174	19211	191	19711	41	19754	228
19177	174	19212	182	19712	43	19755	243
19178	176	19213	171	19713	47	19756	261
19179	169	19214	177	19714	58	19757	270
19180	163	19215	183	19715	61	19758	282
19181	158	19216	188	19716	60	19759	133
19182	159	19217	177	19717	52	19760	145
19183	147	19218	188	19726	174	19761	162
19184	147	19219	199	19727	187	19762	182
19185	152	19220	215	19728	198	56014	105
19186	160	19221	207	19729	200	56015	100
19187	169	19222	205	19730	206	56016	104
19188	161	19287	91	19731	219	56017	80
19189	154	19373	163	19732	231	56018	72
19190	171	19600	173	19733	245	56019	48
19191	176	19601	164	19734	262	56020	61
19192	189	19602	144	19735	278	56021	72
19193	183	19603	139	19736	293	56022	84
19194	186	19605	133	19737	313	56023	103
19195	191	19606	124	19738	334	56024	110
19196	181	19607	136	19739	352	56095	194
19197	172	19608	146	19740	367	56122	216
19198	159	19609	138	19741	383	56123	210
19199	161	19610	148	19742	400		
19200	171	19700	69	19743	420		
19201	172	19701	66	19744	435		
19202	163	19702	78	19745	451		
19203	178	19703	75	19746	471		
19204	188	19704	86	19747	235		
19205	198	19705	98	19748	253		
19206	200	19706	65	19749	271		
19207	197	19707	55	19750	280		
19208	200	19708	54	19751	194		
19209	205	19709	58	19752	199		
19210	203	19710	51	19753	213		

* CHANGE

EFFECTIVE

ISSUED BY THE PUBLIC UTILITIES COMMISSION OF THE STATE OF CALIFORNIA,
CORRECTION 1534 SAN FRANCISCO, CALIFORNIA.

* SECTION 4 - ZONE RATES IN CENTS PER TON (CONTINUED)

COMMODITIES AS DESCRIBED IN ITEM 60

FROM LOS ANGELES COUNTY PRODUCTION AREA 19-KK
 TO THE DELIVERY ZONES SET FORTH BELOW

ZONE	RATE	ZONE	RATE	ZONE	RATE	ZONE	RATE	ZONE	RATE
19001	99	19036	156	19071	130	19106	144	19141	164
19002	92	19037	150	19072	122	19107	143	19142	161
19003	83	19038	156	19073	116	19108	150	19143	167
19004	86	19039	124	19074	124	19109	145	19144	158
19005	95	19040	117	19075	132	19110	146	19145	162
19006	113	19041	108	19076	142	19111	136	19146	167
19007	102	19042	106	19077	152	19112	136	19147	170
19008	90	19043	106	19078	157	19113	132	19148	164
19009	89	19044	109	19079	186	19114	126	19149	171
19010	96	19045	117	19080	175	19115	157	19150	168
19011	139	19046	126	19081	163	19116	130	19151	174
19012	126	19047	131	19082	158	19117	138	19152	174
19013	122	19048	145	19083	157	19118	139	19153	169
19014	114	19049	148	19084	148	19119	142	19154	154
19015	99	19050	141	19085	143	19120	148	19155	145
19016	99	19051	137	19086	139	19121	148	19156	156
19017	98	19052	129	19087	135	19122	151	19157	161
19018	109	19053	118	19088	131	19123	158	19158	176
19019	116	19054	111	19089	126	19124	148	19159	189
19020	125	19055	114	19090	125	19125	159	19160	201
19021	129	19056	120	19091	131	19126	159	19161	214
19022	133	19057	118	19092	135	19127	158	19162	226
19023	139	19058	121	19093	142	19128	167	19163	239
19024	147	19059	123	19094	139	19129	187	19164	247
19025	142	19060	162	19095	137	19130	179	19165	257
19026	144	19061	169	19096	143	19131	171	19166	167
19027	154	19062	172	19097	152	19132	165	19167	151
19028	163	19063	174	19098	163	19133	157	19168	158
19029	166	19064	184	19099	165	19134	153	19169	167
19030	175	19065	175	19100	168	19135	151	19170	175
19031	178	19066	171	19101	171	19136	154	19171	181
19032	174	19067	131	19102	166	19137	149	19172	187
19033	172	19068	129	19103	164	19138	155	19173	176
19034	166	19069	126	19104	164	19139	134	19174	175
19035	162	19070	126	19105	154	19140	167	19175	189

* CHANGE

EFFECTIVE

ISSUED BY THE PUBLIC UTILITIES COMMISSION OF THE STATE OF CALIFORNIA,
 CORRECTION 1535 SAN FRANCISCO, CALIFORNIA.

MINIMUM RATE TARIFF 17

* SECTION 4 - ZONE RATES IN CENTS PER TON (CONTINUED)

COMMODITIES AS DESCRIBED IN ITEM 60

FROM LOS ANGELES COUNTY PRODUCTION AREA 19-KK
 TO THE DELIVERY ZONES SET FORTH BELOW

ZONE	RATE	ZONE	RATE	ZONE	RATE	ZONE	RATE	ZONE	RATE
19176	185	19211	202	19246	236	19281	254	19426	243
19177	185	19212	193	19247	230	19282	249	19427	237
19178	186	19213	182	19248	226	19283	248	19428	230
19179	180	19214	188	19249	221	19284	245	19429	232
19180	174	19215	194	19250	249	19285	243	19430	222
19181	168	19216	199	19251	244	19286	249	19431	215
19182	170	19217	188	19252	234	19287	101	19432	205
19183	157	19218	198	19253	250	19372	176	19433	199
19184	158	19219	210	19254	255	19373	174	19434	202
19185	163	19220	226	19255	247	19374	169	19435	202
19186	171	19221	218	19256	237	19401	237	19436	207
19187	180	19222	216	19257	243	19402	234	19437	213
19188	172	19223	225	19258	236	19403	237	19438	224
19189	164	19224	216	19259	232	19404	257	19439	235
19190	182	19225	207	19260	230	19405	248	19440	229
19191	187	19226	199	19261	233	19406	241	19441	219
19192	200	19227	198	19262	240	19407	236	19442	219
19193	194	19228	203	19263	245	19408	230	19443	215
19194	196	19229	214	19264	248	19409	223	19444	207
19195	202	19230	204	19265	251	19410	221	19445	214
19196	191	19231	212	19266	239	19411	220	19446	216
19197	183	19232	212	19267	238	19412	221	19447	222
19198	170	19233	219	19268	237	19413	208	19448	221
19199	172	19234	227	19269	253	19414	201	19449	232
19200	182	19235	223	19270	259	19415	191	19450	225
19201	183	19236	227	19271	262	19416	184	19451	232
19202	174	19237	220	19272	250	19417	178	19452	230
19203	188	19238	216	19273	258	19418	179	19453	236
19204	199	19239	215	19274	243	19419	188	19454	231
19205	209	19240	222	19275	259	19420	192	19455	239
19206	211	19241	213	19276	248	19421	196	19456	231
19207	208	19242	217	19277	252	19422	214	19457	237
19208	211	19243	220	19278	254	19423	227	19458	237
19209	216	19244	221	19279	253	19424	232	19459	241
19210	214	19245	228	19280	260	19425	236	19460	244

* CHANGE

EFFECTIVE

ISSUED BY THE PUBLIC UTILITIES COMMISSION OF THE STATE OF CALIFORNIA,
 CORRECTION 1536 SAN FRANCISCO, CALIFORNIA.

MINIMUM RATE TARIFF 17

* SECTION 4 - ZONE RATES IN CENTS PER TON (CONTINUED)

COMMODITIES AS DESCRIBED IN ITEM 60

FROM LOS ANGELES COUNTY PRODUCTION AREA 19-KK
TO THE DELIVERY ZONES SET FORTH BELOW

ZONE	RATE	ZONE	RATE
19461	233	19715	65
19462	242	19716	78
19463	248	19717	74
19464	247	56012	196
19465	243	56013	173
19466	251	56014	166
19467	255	56015	161
19468	258	56016	165
19469	249	56017	141
19600	184	56018	133
19601	175	56019	109
19602	155	56020	122
19603	150	56021	133
19604	172	56022	145
19605	144	56023	164
19606	135	56024	171
19607	147	56025	178
19608	157	56041	186
19609	149	56071	152
19610	159	56072	157
19700	69	56073	171
19701	59	56074	180
19702	49	56075	181
19703	46	56076	190
19704	57	56095	205
19705	69	56096	210
19706	47	56097	209
19707	57	56112	210
19708	66	56113	199
19709	70	56114	199
19710	70	56115	210
19711	70		
19712	81		
19713	85		
19714	83		

* CHANGE

EFFECTIVE

ISSUED BY THE PUBLIC UTILITIES COMMISSION OF THE STATE OF CALIFORNIA.
CORRECTION 1537 SAN FRANCISCO, CALIFORNIA.

MINIMUM RATE TARIFF 17

* SECTION 4 - ZONE RATES IN CENTS PER TON (CONTINUED)

COMMODITIES AS DESCRIBED IN ITEM 60

FROM LOS ANGELES COUNTY PRODUCTION AREA 19-L
TO THE DELIVERY ZONES SET FORTH BELOW

ZONE	RATE	ZONE	RATE	ZONE	RATE	ZONE	RATE	ZONE	RATE
19097	102	19155	111	19197	103	19232	114	19267	142
19098	102	19156	118	19198	103	19233	105	19268	145
19099	104	19157	130	19199	117	19234	97	19269	162
19100	104	19158	129	19200	128	19235	90	19270	170
19101	104	19166	113	19201	128	19236	104	19271	177
19102	98	19167	106	19202	120	19237	115	19272	171
19103	100	19168	113	19203	109	19238	120	19273	186
19104	100	19169	100	19204	95	19239	134	19274	171
19105	97	19170	93	19205	93	19240	150	19275	187
19106	90	19171	86	19206	88	19241	141	19276	176
19124	84	19172	84	19207	75	19242	135	19277	182
19125	84	19173	80	19208	78	19243	141	19278	175
19126	90	19174	66	19209	89	19244	125	19279	176
19127	95	19175	73	19210	98	19245	116	19280	168
19128	93	19176	68	19211	102	19246	111	19281	162
19129	93	19177	68	19212	111	19247	134	19282	157
19130	84	19178	70	19213	128	19248	143	19283	156
19131	93	19179	76	19214	134	19249	148	19284	150
19132	87	19180	81	19215	139	19250	177	19285	147
19133	78	19181	87	19216	136	19251	172	19286	153
19134	87	19182	94	19217	122	19252	162	19301	114
19141	103	19183	96	19218	111	19253	178	19302	104
19142	97	19184	101	19219	101	19254	176	19303	97
19143	86	19185	109	19220	102	19255	168	19304	98
19144	87	19186	117	19221	93	19256	159	19305	101
19145	83	19187	125	19222	83	19257	154	19306	96
19146	73	19188	118	19223	92	19258	145	19307	91
19147	81	19189	106	19224	100	19259	136	19308	83
19148	77	19190	91	19225	110	19260	134	19309	86
19149	78	19191	82	19226	118	19261	123	19310	81
19150	83	19192	67	19227	129	19262	117	19311	76
19151	95	19193	75	19228	138	19263	116	19312	85
19152	105	19194	80	19229	142	19264	123	19313	91
19153	109	19195	86	19230	129	19265	131	19314	93
19154	123	19196	94	19231	121	19266	143	19315	82

* CHANGE

EFFECTIVE

ISSUED BY THE PUBLIC UTILITIES COMMISSION OF THE STATE OF CALIFORNIA.
CORRECTION 1538 SAN FRANCISCO, CALIFORNIA.

* SECTION 4 - ZONE RATES IN CENTS PER TON (CONTINUED)

COMMODITIES AS DESCRIBED IN ITEM 60

FROM LOS ANGELES COUNTY PRODUCTION AREA 19-L
 TO THE DELIVERY ZONES SET FORTH BELOW

ZONE	RATE	ZONE	RATE	ZONE	RATE	ZONE	RATE	ZONE	RATE
19316	76	19371	58	19420	52	19455	101	30011	134
19317	79	19372	63	19421	64	19456	98	30012	125
19318	70	19373	76	19422	53	19457	103	30013	120
19319	75	19374	65	19423	63	19458	104	30014	108
19320	88	19375	58	19424	74	19459	110	30015	100
19321	86	19376	50	19425	78	19460	106	30016	100
19322	87	19377	46	19426	85	19461	95	30017	103
19323	88	19378	41	19427	87	19462	105	30018	109
19324	97	19379	41	19428	86	19463	114	30019	111
19335	89	19380	33	19429	76	19464	116	30020	111
19336	78	19381	45	19430	66	19465	112	30021	117
19337	73	19382	39	19431	66	19466	120	30022	125
19338	83	19383	51	19432	61	19467	122	30023	125
19339	64	19384	58	19433	61	19468	120	30024	135
19340	57	19385	65	19434	69	19469	111	30025	137
19341	74	19397	124	19435	69	19600	128	30026	162
19342	79	19398	119	19436	70	19601	139	30027	155
19343	64	19399	112	19437	75	19602	146	30028	143
19344	59	19401	73	19438	78	19603	152	30029	133
19345	56	19402	70	19439	98	19605	123	30030	133
19346	58	19403	73	19440	91	19606	137	30031	127
19347	71	19406	77	19441	82	19607	146	30032	123
19348	65	19407	72	19442	81	19608	166	30033	119
19349	65	19408	66	19443	83	19609	157	30034	122
19350	74	19409	59	19444	74	19610	167	30035	113
19351	79	19410	57	19445	82	30001	125	30036	105
19362	82	19411	56	19446	83	30002	121	30037	109
19363	83	19412	57	19447	90	30003	110	30038	110
19364	66	19413	44	19448	85	30004	97	30039	121
19365	67	19414	49	19449	94	30005	90	30040	113
19366	61	19415	40	19450	88	30006	106	30041	125
19367	60	19416	49	19451	94	30007	108	30042	128
19368	51	19417	57	19452	92	30008	109	30043	135
19369	41	19418	60	19453	99	30009	114	30044	133
19370	50	19419	56	19454	93	30010	133	30045	140

* CHANGE

EFFECTIVE

ISSUED BY THE PUBLIC UTILITIES COMMISSION OF THE STATE OF CALIFORNIA.
 CORRECTION 1539 SAN FRANCISCO, CALIFORNIA.

* SECTION 4 - ZONE RATES IN CENTS PER TON (CONTINUED)

COMMODITIES AS DESCRIBED IN ITEM 60

FROM LOS ANGELES COUNTY PRODUCTION AREA 19-L
 TO THE DELIVERY ZONES SET FORTH BELOW

ZONE	RATE	ZONE	RATE
30046	136	30081	164
30047	144	30090	162
30048	149	30091	176
30049	157	30092	179
30050	148		
30051	144		
30052	150		
30053	155		
30054	146		
30055	139		
30056	132		
30057	132		
30058	122		
30059	133		
30060	142		
30061	138		
30062	138		
30063	149		
30064	154		
30065	151		
30066	161		
30067	182		
30068	172		
30069	177		
30070	176		
30071	169		
30072	167		
30073	158		
30074	157		
30075	154		
30076	150		
30077	145		
30078	159		
30079	168		
30080	176		

* CHANGE

EFFECTIVE

ISSUED BY THE PUBLIC UTILITIES COMMISSION OF THE STATE OF CALIFORNIA.
 CORRECTION 1540 SAN FRANCISCO, CALIFORNIA.

* SECTION 4 - ZONE RATES IN CENTS PER TON (CONTINUED)

COMMODITIES AS DESCRIBED IN ITEM 60

FROM LOS ANGELES COUNTY PRODUCTION AREA 19-LL
TO THE DELIVERY ZONES SET FORTH BELOW

ZONE	RATE	ZONE	RATE	ZONE	RATE	ZONE	RATE	ZONE	RATE
19001	105	19036	162	19071	135	19106	150	19141	170
19002	97	19037	156	19072	128	19107	149	19142	167
19003	89	19038	162	19073	122	19108	156	19143	172
19004	92	19039	129	19074	130	19109	151	19144	164
19005	101	19040	123	19075	137	19110	152	19145	168
19006	119	19041	114	19076	147	19111	142	19146	173
19007	108	19042	112	19077	158	19112	142	19147	176
19008	96	19043	112	19078	162	19113	138	19148	170
19009	95	19044	115	19079	191	19114	132	19149	176
19010	101	19045	123	19080	181	19115	163	19150	174
19011	145	19046	132	19081	169	19116	136	19151	180
19012	132	19047	137	19082	163	19117	143	19152	180
19013	128	19048	150	19083	162	19118	144	19153	175
19014	120	19049	154	19084	154	19119	148	19154	160
19015	105	19050	147	19085	148	19120	154	19155	151
19016	105	19051	142	19086	144	19121	154	19156	162
19017	104	19052	135	19087	141	19122	157	19157	167
19018	115	19053	124	19088	137	19123	164	19158	182
19019	122	19054	116	19089	132	19124	154	19159	195
19020	131	19055	120	19090	131	19125	165	19160	207
19021	135	19056	126	19091	137	19126	165	19161	220
19022	139	19057	124	19092	141	19127	164	19162	231
19023	144	19058	127	19093	147	19128	172	19163	244
19024	153	19059	129	19094	145	19129	193	19164	253
19025	148	19060	168	19095	142	19130	185	19165	263
19026	150	19061	174	19096	148	19131	177	19166	173
19027	159	19062	178	19097	158	19132	171	19167	157
19028	169	19063	180	19098	168	19133	163	19168	164
19029	172	19064	190	19099	171	19134	159	19169	172
19030	181	19065	181	19100	173	19135	156	19170	181
19031	184	19066	177	19101	177	19136	159	19171	187
19032	180	19067	137	19102	172	19137	155	19172	192
19033	178	19068	135	19103	170	19138	160	19173	182
19034	172	19069	132	19104	170	19139	139	19174	181
19035	168	19070	132	19105	160	19140	173	19175	195

* CHANGE

EFFECTIVE

ISSUED BY THE PUBLIC UTILITIES COMMISSION OF THE STATE OF CALIFORNIA,
CORRECTION 1541 SAN FRANCISCO, CALIFORNIA.

* SECTION 4 - ZONE RATES IN CENTS PER TON (CONTINUED)

COMMODITIES AS DESCRIBED IN ITEM 60

FROM LOS ANGELES COUNTY PRODUCTION AREA 19-LL
 TO THE DELIVERY ZONES SET FORTH BELOW

ZONF	RATE	ZONE	RATE	ZONE	RATE	ZONE	RATE	ZONE	RATE
19176	191	19211	207	19246	241	19281	260	19426	248
19177	191	19212	199	19247	236	19282	255	19427	243
19178	192	19213	188	19248	232	19283	254	19428	236
19179	186	19214	194	19249	227	19284	251	19429	238
19180	180	19215	199	19250	254	19285	248	19430	228
19181	174	19216	205	19251	250	19286	255	19431	221
19182	176	19217	194	19252	240	19287	107	19432	210
19183	163	19218	204	19253	256	19372	182	19433	205
19184	164	19219	216	19254	260	19373	179	19434	208
19185	169	19220	232	19255	253	19374	175	19435	208
19186	177	19221	224	19256	243	19401	243	19436	213
19187	186	19222	222	19257	249	19402	240	19437	219
19188	178	19223	231	19258	242	19403	242	19438	230
19189	170	19224	222	19259	238	19404	263	19439	241
19190	187	19225	213	19260	236	19405	254	19440	235
19191	193	19226	205	19261	239	19406	247	19441	225
19192	206	19227	204	19262	246	19407	242	19442	224
19193	199	19228	209	19263	251	19408	236	19443	220
19194	202	19229	219	19264	254	19409	229	19444	212
19195	208	19230	210	19265	257	19410	227	19445	220
19196	197	19231	218	19266	245	19411	226	19446	221
19197	189	19232	218	19267	244	19412	226	19447	228
19198	176	19233	224	19268	243	19413	214	19448	227
19199	177	19234	233	19269	259	19414	207	19449	238
19200	188	19235	229	19270	265	19415	197	19450	231
19201	189	19236	232	19271	268	19416	189	19451	238
19202	180	19237	226	19272	255	19417	183	19452	236
19203	194	19238	222	19273	264	19418	185	19453	242
19204	205	19239	220	19274	249	19419	194	19454	237
19205	215	19240	228	19275	265	19420	198	19455	245
19206	217	19241	218	19276	254	19421	202	19456	236
19207	214	19242	222	19277	258	19422	219	19457	243
19208	217	19243	226	19278	259	19423	233	19458	242
19209	222	19244	227	19279	259	19424	238	19459	247
19210	220	19245	234	19280	266	19425	242	19460	250

* CHANGE

EFFECTIVE

ISSUED BY THE PUBLIC UTILITIES COMMISSION OF THE STATE OF CALIFORNIA.
 CORPECTION 1542 SAN FRANCISCO, CALIFORNIA.

MINIMUM RATE TARIFF 17

* SECTION 4 - ZONE RATES IN CENTS PER TON (CONTINUED)

COMMODITIES AS DESCRIBED IN ITEM 60

FROM LOS ANGELES COUNTY PRODUCTION AREA 19-LL
 TO THE DELIVERY ZONES SET FORTH BELOW

ZONE	RATE	ZONE	RATE
19461	239	19715	71
19462	248	19716	84
19463	253	19717	80
19464	253	56012	202
19465	249	56013	178
19466	257	56014	171
19467	261	56015	167
19468	264	56016	171
19469	255	56017	147
19600	190	56018	139
19601	181	56019	114
19602	161	56020	128
19603	156	56021	138
19604	178	56022	150
19605	150	56023	169
19606	140	56024	177
19607	153	56025	184
19608	163	56041	192
19609	154	56071	158
19610	164	56072	163
19700	75	56073	177
19701	64	56074	186
19702	55	56075	186
19703	52	56076	196
19704	63	56095	211
19705	75	56096	215
19706	53	56097	214
19707	63	56112	216
19708	72	56113	205
19709	76	56114	205
19710	75	56115	216
19711	76		
19712	87		
19713	91		
19714	89		

* CHANGE

EFFECTIVE

ISSUED BY THE PUBLIC UTILITIES COMMISSION OF THE STATE OF CALIFORNIA,
 CORRECTION 1543 SAN FRANCISCO, CALIFORNIA.

MINIMUM RATE TARIFF 17

* SECTION 4 - ZONE RATES IN CENTS PER TON (CONTINUED)

COMMODITIES AS DESCRIBED IN ITEM 60

FROM LOS ANGELES COUNTY PRODUCTION AREA 19-M
 TO THE DELIVERY ZONES SET FORTH BELOW

ZONE	RATE	ZONE	RATE	ZONE	RATE	ZONE	RATE	ZONE	RATE
19001	188	19036	181	19071	153	19106	145	19141	142
19002	181	19037	186	19072	148	19107	141	19142	135
19003	173	19038	184	19073	141	19108	153	19143	125
19004	172	19039	176	19074	147	19109	150	19144	131
19005	180	19040	177	19075	151	19110	155	19145	126
19006	186	19041	169	19076	162	19111	151	19146	127
19007	176	19042	160	19077	169	19112	150	19147	136
19008	167	19043	155	19078	177	19113	145	19148	127
19009	170	19044	165	19079	203	19114	138	19149	117
19010	178	19045	170	19080	193	19115	175	19150	122
19011	204	19046	179	19081	181	19116	142	19151	125
19012	191	19047	184	19082	175	19117	137	19152	136
19013	187	19048	190	19083	174	19118	148	19153	126
19014	178	19049	183	19084	166	19119	157	19154	125
19015	170	19050	178	19085	160	19120	163	19155	113
19016	161	19051	169	19086	156	19121	163	19156	120
19017	163	19052	161	19087	149	19122	151	19157	132
19018	180	19053	155	19088	145	19123	145	19158	131
19019	186	19054	149	19089	138	19124	138	19159	136
19020	181	19055	153	19090	140	19125	138	19160	149
19021	192	19056	162	19091	146	19126	144	19161	162
19022	189	19057	176	19092	149	19127	149	19162	173
19023	195	19058	165	19093	158	19128	148	19163	186
19024	203	19059	162	19094	155	19129	152	19164	194
19025	198	19060	176	19095	152	19130	145	19165	205
19026	191	19061	168	19096	162	19131	147	19166	114
19027	190	19062	179	19097	156	19132	141	19167	108
19028	189	19063	179	19098	156	19133	133	19168	115
19029	186	19064	175	19099	158	19134	141	19169	124
19030	184	19065	166	19100	158	19135	132	19170	123
19031	187	19066	165	19101	158	19136	149	19171	117
19032	178	19067	159	19102	152	19137	144	19172	115
19033	182	19068	159	19103	154	19138	150	19173	111
19034	179	19069	173	19104	155	19139	121	19174	114
19035	179	19070	156	19105	151	19140	138	19175	111

* CHANGE

EFFECTIVE

ISSUED BY THE PUBLIC UTILITIES COMMISSION OF THE STATE OF CALIFORNIA,
 CORRECTION 1544 SAN FRANCISCO, CALIFORNIA.

* SECTION 4 - ZONE RATES IN CENTS PER TON (CONTINUED)

COMMODITIES AS DESCRIBED IN ITEM 60

FROM LOS ANGELES COUNTY PRODUCTION AREA 19-M
TO THE DELIVERY ZONES SET FORTH BELOW

ZONE	RATE	ZONE	RATE	ZONE	RATE	ZONE	RATE	ZONE	RATE
19176	111	19211	81	19246	54	19281	58	19329	217
19177	104	19212	81	19247	36	19282	53	19330	211
19178	100	19213	76	19248	34	19283	53	19331	211
19179	106	19214	80	19249	39	19284	52	19332	203
19180	112	19215	78	19250	76	19285	55	19333	195
19181	109	19216	75	19251	71	19286	62	19334	190
19182	110	19217	68	19252	61	19287	169	19335	182
19183	105	19218	72	19253	77	19301	188	19336	171
19184	100	19219	67	19254	64	19302	179	19337	167
19185	111	19220	74	19255	56	19303	188	19338	176
19186	119	19221	84	19256	46	19304	170	19339	169
19187	106	19222	92	19257	41	19305	173	19340	162
19188	98	19223	74	19258	40	19306	179	19341	147
19189	97	19224	64	19259	37	19307	184	19342	138
19190	106	19225	60	19260	42	19308	188	19343	137
19191	101	19226	59	19261	50	19309	191	19344	148
19192	114	19227	59	19262	57	19310	186	19345	154
19193	103	19228	67	19263	63	19311	181	19346	163
19194	92	19229	57	19264	66	19312	176	19347	173
19195	92	19230	51	19265	68	19313	170	19348	159
19196	101	19231	50	19266	52	19314	166	19349	159
19197	99	19232	53	19267	43	19315	154	19350	167
19198	95	19233	64	19268	41	19316	158	19351	173
19199	91	19234	70	19269	53	19317	161	19352	197
19200	97	19235	75	19270	57	19318	174	19353	201
19201	91	19236	59	19271	73	19319	180	19354	207
19202	82	19237	53	19272	59	19320	181	19355	211
19203	96	19238	46	19273	85	19321	180	19356	205
19204	88	19239	43	19274	70	19322	180	19357	208
19205	85	19240	48	19275	86	19323	181	19358	216
19206	98	19241	43	19276	75	19324	190	19359	200
19207	102	19242	36	19277	78	19325	198	19360	194
19208	96	19243	32	19278	63	19326	204	19361	192
19209	87	19244	39	19279	72	19327	211	19362	175
19210	78	19245	45	19280	64	19328	234	19363	176

* CHANGE

EFFECTIVE

ISSUED BY THE PUBLIC UTILITIES COMMISSION OF THE STATE OF CALIFORNIA.
CORRECTION 154S SAN FRANCISCO, CALIFORNIA.

MINIMUM RATE TARIFF 17

EIGHTH REVISED PAGE 4-M-2
 CANCELS
 SEVENTH REVISED PAGE 4-M-2

SECTION 4 - ZONE RATES IN CENTS PER TON (CONTINUED)

COMMODITIES AS DESCRIBED IN ITEM 60

FROM LOS ANGELES COUNTY PRODUCTION AREA 19-M
 TO THE DELIVERY ZONES SET FORTH BELOW

ZONE	RATE	ZONE	RATE	ZONE	RATE	ZONE	RATE	ZONE	RATE
19364	160	19411	149	19446	79	30002	168	30037	99
19365	160	19412	150	19447	88	30003	157	30038	93
19366	154	19413	131	19448	100	30004	153	30039	102
19367	164	19414	129	19449	94	30005	147	30040	94
19368	156	19415	129	19450	102	30006	140	30041	106
19369	147	19416	122	19451	111	30007	153	30042	109
19370	140	19417	119	19452	118	30008	156	30043	116
19371	133	19418	117	19453	106	30009	164	30044	123
19372	126	19419	117	19454	98	30010	161	30045	132
19373	131	19420	120	19455	90	30011	169	30046	134
19374	119	19421	124	19456	83	30012	156	30047	141
19375	122	19422	133	19457	72	30013	149	30048	146
19376	126	19423	134	19458	80	30014	137	30049	155
19377	129	19424	138	19459	76	30015	132	30050	146
19378	127	19425	142	19460	84	30016	124	30051	141
19379	135	19426	149	19461	93	30017	107	30052	147
19380	139	19427	139	19462	86	30018	113	30053	136
19381	147	19428	132	19463	82	30019	121	30054	127
19382	141	19429	138	19464	76	30020	129	30055	120
19383	153	19430	128	19465	71	30021	143	30056	113
19384	151	19431	121	19466	72	30022	147	30057	113
19385	158	19432	120	19467	80	30023	151	30058	103
19397	181	19433	109	19468	94	30024	148	30059	110
19398	188	19434	106	19469	92	30025	155	30060	123
19399	196	19435	101	19600	193	30026	161	30061	119
19401	166	19436	112	19601	193	30027	152	30062	119
19402	163	19437	115	19602	200	30028	141	30063	130
19403	166	19438	126	19603	206	30029	140	30064	146
19404	186	19439	134	19605	159	30030	131	30065	149
19405	178	19440	126	19606	139	30031	132	30066	158
19406	171	19441	126	19607	147	30032	131	30067	179
19407	165	19442	108	19608	174	30033	120	30068	169
19408	160	19443	107	19609	166	30034	112	30069	175
19409	152	19444	97	19610	176	30035	103	30070	174
19410	150	19445	92	30001	174	30036	95	30071	166

* CHANGE

EFFECTIVE

ISSUED BY THE PUBLIC UTILITIES COMMISSION OF THE STATE OF CALIFORNIA.
 CORRECTION 1546 SAN FRANCISCO. CALIFORNIA.

MINIMUM RATE TARIFF 17

* SECTION 4 - ZONE RATES IN CENTS PER TON (CONTINUED)

COMMODITIES AS DESCRIBED IN ITEM 60

FROM LOS ANGELES COUNTY PRODUCTION AREA 19-M
TO THE DELIVERY ZONES SET FORTH BELOW

ZONE	RATE
30072	164
30073	154
30074	138
30075	135
30076	131
30077	126
30078	141
30079	149
30080	160
30081	151
30090	143
30091	157
30092	160
30093	167
30094	175
30095	190
30096	190
30097	197
30098	204
30099	184
30100	194
30101	202
30102	213
30103	223
30116	220
30117	230
30118	233

* CHANGE

EFFECTIVE

ISSUED BY THE PUBLIC UTILITIES COMMISSION OF THE STATE OF CALIFORNIA,
CORRECTION 1547 SAN FRANCISCO, CALIFORNIA.

* SECTION 5 - ZONE RATES IN CENTS PER TON (CONTINUED)

COMMODITIES AS DESCRIBED IN ITEM 60

FROM ORANGE COUNTY PRODUCTION AREA 30-A
 TO THE DELIVERY ZONES SET FORTH BELOW

ZONE	RATE	ZONE	RATE	ZONE	RATE	ZONE	RATE	ZONE	RATE
19134	172	19173	165	19208	140	19243	148	19278	182
19135	179	19174	152	19209	141	19244	135	19279	183
19136	201	19175	159	19210	154	19245	126	19280	175
19139	206	19176	154	19211	158	19246	120	19281	170
19140	208	19177	154	19212	166	19247	141	19282	165
19141	189	19178	156	19213	161	19248	151	19283	164
19142	182	19179	161	19214	165	19249	155	19284	157
19143	172	19180	167	19215	163	19250	192	19285	154
19144	173	19181	172	19216	164	19251	187	19286	160
19145	169	19182	180	19217	154	19252	177	19374	151
19148	163	19183	182	19218	154	19253	194	19375	149
19149	164	19184	186	19219	144	19254	183	19377	144
19150	169	19185	196	19220	141	19255	176	19378	142
19151	180	19186	204	19221	133	19256	166	19397	105
19152	191	19187	191	19222	136	19257	161	19398	112
19153	194	19188	183	19223	123	19258	152	19399	120
19154	210	19189	183	19224	131	19259	144	19413	123
19155	198	19190	177	19225	137	19260	141	19414	136
19156	205	19191	167	19226	142	19261	133	19415	135
19157	218	19192	139	19227	149	19262	127	19416	137
19158	216	19193	152	19228	159	19263	126	19417	145
19159	222	19194	168	19229	162	19264	133	19418	142
19160	234	19195	169	19230	149	19265	141	19419	133
19161	247	19196	177	19231	141	19266	150	19420	131
19162	258	19197	185	19232	128	19267	149	19421	125
19163	272	19198	180	19233	126	19268	152	19422	124
19164	280	19199	177	19234	121	19269	169	19423	126
19165	290	19200	183	19235	120	19270	177	19424	124
19166	200	19201	176	19236	114	19271	184	19425	116
19167	193	19202	167	19237	125	19272	178	19426	108
19168	200	19203	178	19238	133	19273	201	19427	100
19169	186	19204	164	19239	147	19274	187	19428	100
19170	178	19205	161	19240	164	19275	203	19429	120
19171	172	19206	153	19241	156	19276	192	19430	117
19172	170	19207	147	19242	146	19277	190	19431	111

* CHANGE

EFFECTIVE

ISSUED BY THE PUBLIC UTILITIES COMMISSION OF THE STATE OF CALIFORNIA.
 CORRECTION 1548 SAN FRANCISCO, CALIFORNIA.

CANCELS

MINIMUM RATE TARIFF 17

SEVENTH REVISED PAGE 5-A-1

* SECTION 5 - ZONE RATES IN CENTS PER TON (CONTINUED)

COMMODITIES AS DESCRIBED IN ITEM 60

FROM ORANGE COUNTY PRODUCTION AREA 30-A
TO THE DELIVERY ZONES SET FORTH BELOW

ZONE	RATE	ZONE	RATE	ZONE	RATE	ZONE	RATE
19432	114	19467	98	30033	70	30068	75
19433	126	19468	96	30034	76	30069	80
19434	119	19469	87	30035	81	30070	79
19435	128	30001	66	30036	88	30071	72
19436	110	30002	67	30037	92	30072	70
19437	107	30003	80	30038	82	30073	61
19438	102	30004	90	30039	92	30074	69
19439	88	30005	95	30040	79	30075	77
19440	89	30006	94	30041	76	30076	84
19441	94	30007	93	30042	69	30077	89
19442	105	30008	85	30043	64	30078	81
19443	118	30009	73	30044	56	30079	81
19444	129	30010	53	30045	55	30080	79
19445	125	30011	61	30046	48	30081	67
19446	124	30012	64	30047	43	30090	85
19447	126	30013	73	30048	39	30091	96
19448	112	30014	74	30049	60	30092	89
19449	111	30015	79	30050	51	30093	89
19450	103	30016	89	30051	46	30094	97
19451	94	30017	91	30052	58	30095	107
19452	86	30018	85	30053	66	30096	95
19453	102	30019	78	30054	65	30097	114
19454	104	30020	70	30055	67	30098	120
19455	112	30021	67	30056	76	30099	89
19456	116	30022	56	30057	87	30100	99
19457	113	30023	53	30058	93	30101	108
19458	109	30024	43	30059	97	30102	118
19459	104	30025	47	30060	92	30103	129
19460	104	30026	44	30061	84	30116	126
19461	94	30027	35	30062	75	30117	136
19462	90	30028	32	30063	70	30118	138
19463	96	30029	41	30064	57		
19464	103	30030	41	30065	54		
19465	115	30031	53	30066	64		
19466	117	30032	59	30067	80		

* CHANGE

EFFECTIVE

ISSUED BY THE PUBLIC UTILITIES COMMISSION OF THE STATE OF CALIFORNIA.
CORRECTION 1549

SAN FRANCISCO, CALIFORNIA.

*SECTION 5--ZONE RATES IN CENTS PER TON (CONTINUED)

COMMODITIES AS DESCRIBED IN ITEM 60

FROM ORANGE COUNTY PRODUCTION AREA 30-A TO THE
 SAN DIEGO COUNTY DELIVERY ZONES SET FORTH BELOW:

ZONE	RATE	ZONE	RATE	ZONE	RATE	ZONE	RATE	ZONE	RATE
29	144	44	283	59	286	69	300	79	156
30	158	45	306	60	298	70	314	80	157
31	170	46	291	61	312	71	301	81	160
32	179	47	272	62	306	72	290	82	156
33	190	48	261	63	294	73	241	83	161
34	247	49	268	64	276	74	229	84	172
35	208	50	264	65	266	75	227	85	188
36	227	51	241	66	299	76	261	86	182
37	209	52	229	67	282	77	268	87	190
38	206	53	219	68	282	78	142	88	200
39	217	54	250					89	217
40	226	55	251						
41	238	56	255						
42	248	57	266						
43	263	58	275						

* CHANGE

EFFECTIVE

CORRECTION 1682

ISSUED BY THE PUBLIC UTILITIES COMMISSION OF THE STATE OF CALIFORNIA,
 SAN FRANCISCO, CALIFORNIA.

MINIMUM RATE TARIFF 17

* SECTION 5 - ZONE RATES IN CENTS PER TON (CONTINUED)

COMMODITIES AS DESCRIBED IN ITEM 60
 FROM ORANGE COUNTY PRODUCTION AREA 30-8
 TO THE DELIVERY ZONES SET FORTH BELOW

ZONE	RATE	ZONE	RATE	ZONE	RATE	ZONE	RATE	ZONE	RATE
19134	230	19173	224	19208	198	19243	206	19278	241
19135	237	19174	210	19209	199	19244	194	19279	241
19136	260	19175	217	19210	212	19245	184	19280	234
19139	264	19176	213	19211	216	19246	179	19281	228
19140	267	19177	213	19212	224	19247	200	19282	223
19141	247	19178	215	19213	219	19248	209	19283	222
19142	241	19179	220	19214	224	19249	213	19284	215
19143	230	19180	225	19215	222	19250	250	19285	212
19144	231	19181	231	19216	223	19251	246	19286	219
19145	227	19182	239	19217	212	19252	236	19374	209
19148	221	19183	240	19218	212	19253	252	19375	207
19149	222	19184	244	19219	202	19254	242	19377	202
19150	227	19185	254	19220	199	19255	234	19378	200
19151	239	19186	262	19221	191	19256	224	19413	181
19152	249	19187	250	19222	195	19257	219	19414	194
19153	253	19188	241	19223	182	19258	210	19415	193
19154	268	19189	241	19224	189	19259	202	19416	196
19155	256	19190	235	19225	195	19260	200	19417	203
19156	263	19191	226	19226	200	19261	191	19418	200
19157	276	19192	197	19227	207	19262	185	19419	192
19158	274	19193	210	19228	217	19263	184	19420	190
19159	280	19194	227	19229	220	19264	191	19421	183
19160	292	19195	227	19230	208	19265	199	19422	182
19161	306	19196	235	19231	200	19266	209	19423	184
19162	317	19197	243	19232	186	19267	208	19424	182
19163	330	19198	239	19233	184	19268	211	19425	174
19164	338	19199	235	19234	179	19269	227	19426	166
19165	348	19200	241	19235	178	19270	236	19427	158
19166	258	19201	235	19236	172	19271	243	19428	158
19167	251	19202	225	19237	183	19272	237	19429	178
19168	258	19203	236	19238	191	19273	260	19430	175
19169	245	19204	222	19239	205	19274	245	19431	169
19170	237	19205	220	19240	222	19275	261	19432	173
19171	230	19206	211	19241	214	19276	250	19433	184
19172	228	19207	205	19242	204	19277	248	19434	177

* CHANGE

EFFECTIVE

ISSUED BY THE PUBLIC UTILITIES COMMISSION OF THE STATE OF CALIFORNIA,
 CORRECTION 1550 SAN FRANCISCO, CALIFORNIA.

CANCELS

MINIMUM RATE TARIFF 17

* SECTION 5 - ZONE RATES IN CENTS PER TON (CONTINUED)

COMMODITIES AS DESCRIBED IN ITEM 60

FROM ORANGE COUNTY PRODUCTION AREA 30-8
TO THE DELIVERY ZONES SET FORTH BELOW

ZONE	RATE	ZONE	RATE	ZONE	RATE	ZONE	RATE
19435	186	30001	138	30036	146	30071	73
19436	169	30002	138	30037	150	30072	83
19437	165	30003	152	30038	141	30073	101
19438	160	30004	159	30039	150	30074	116
19439	147	30005	160	30040	137	30075	124
19440	148	30006	153	30041	134	30076	131
19441	152	30007	159	30042	127	30077	135
19442	163	30008	151	30043	122	30078	128
19443	176	30009	140	30044	114	30079	128
19444	187	30010	125	30045	107	30080	118
19445	183	30011	133	30046	104	30081	103
19446	182	30012	132	30047	98	30090	124
19447	184	30013	139	30048	96	30091	135
19448	171	30014	132	30049	83	30092	115
19449	170	30015	137	30050	85	30093	95
19450	161	30016	147	30051	93	30094	87
19451	152	30017	149	30052	105	30095	82
19452	144	30018	143	30053	112	30096	79
19453	161	30019	137	30054	124	30097	66
19454	162	30020	128	30055	126	30098	60
19455	171	30021	125	30056	134	30099	50
19456	175	30022	123	30057	145	30100	39
19457	171	30023	125	30058	151	30101	37
19458	167	30024	117	30059	152	30102	42
19459	163	30025	118	30060	146	30103	53
19460	163	30026	125	30061	137	30116	50
19461	153	30027	116	30062	127	30117	60
19462	149	30028	105	30063	117	30118	62
19463	154	30029	113	30064	104		
19464	162	30030	105	30065	101		
19465	173	30031	111	30066	76		
19466	175	30032	117	30067	85		
19467	156	30033	129	30068	76		
19468	154	30034	134	30069	63		
19469	145	30035	139	30070	64		

* CHANGE

EFFECTIVE

ISSUED BY THE PUBLIC UTILITIES COMMISSION OF THE STATE OF CALIFORNIA.
CORRECTION 1551

SAN FRANCISCO, CALIFORNIA.

*SECTION 5--ZONE RATES IN CENTS PER TON (CONTINUED)

COMMODITIES AS DESCRIBED IN ITEM 60

FROM ORANGE COUNTY PRODUCTION AREA 30-B TO THE
 SAN DIEGO COUNTY DELIVERY ZONES SET FORTH BELOW:

ZONE	RATE	ZONE	RATE	ZONE	RATE	ZONE	RATE	ZONE	RATE
29	68	44	193	59	212	69	224	79	77
30	80	45	232	60	223	70	239	80	80
31	93	46	216	61	235	71	226	81	91
32	104	47	195	62	232	72	214	82	77
33	114	48	186	63	213	73	164	83	93
34	169	49	193	64	232	74	156	84	96
35	171	50	176	65	189	75	150	85	110
36	157	51	164	66	224	76	186	86	117
37	133	52	156	67	209	77	195	87	113
38	127	53	142	68	207	78	68	88	127
39	140	54	175					89	140
40	152	55	176						
41	173	56	183						
42	174	57	189						
43	186	58	200						

* CHANGE

EFFECTIVE

CORRECTION 1683

ISSUED BY THE PUBLIC UTILITIES COMMISSION OF THE STATE OF CALIFORNIA,
 SAN FRANCISCO, CALIFORNIA.

MINIMUM RATE TARIFF 17

EIGHTH REVISED PAGE 5-D
 CANCELS
 SEVENTH REVISED PAGE 5-D

* SECTION 5 - ZONE RATES IN CENTS PER TON (CONTINUED)

COMMODITIES AS DESCRIBED IN ITEM 60

FROM ORANGE COUNTY PRODUCTION AREA 30-D
 TO THE DELIVERY ZONES SET FORTH BELOW

ZONE	RATE	ZONE	RATE	ZONE	RATE	ZONE	RATE	ZONE	RATE
19134	155	19173	148	19208	120	19243	154	19278	189
19135	162	19174	135	19209	130	19244	142	19279	190
19136	184	19175	142	19210	141	19245	133	19280	182
19139	187	19176	137	19211	164	19246	127	19281	176
19140	191	19177	137	19212	172	19247	148	19282	171
19141	172	19178	139	19213	167	19248	157	19283	170
19142	165	19179	144	19214	172	19249	161	19284	163
19143	155	19180	150	19215	170	19250	199	19285	160
19144	156	19181	155	19216	171	19251	194	19286	167
19145	152	19182	163	19217	160	19252	184	19374	134
19148	146	19183	165	19218	160	19253	200	19375	132
19149	147	19184	170	19219	150	19254	190	19377	126
19150	152	19185	178	19220	132	19255	182	19378	125
19151	165	19186	186	19221	123	19256	172	19397	93
19152	174	19187	194	19222	118	19257	168	19398	100
19153	177	19188	186	19223	116	19258	158	19399	108
19154	192	19189	175	19224	124	19259	150	19413	106
19155	180	19190	159	19225	143	19260	148	19414	119
19156	187	19191	150	19226	148	19261	139	19415	117
19157	199	19192	122	19227	155	19262	133	19416	120
19158	198	19193	135	19228	165	19263	132	19417	128
19159	203	19194	149	19229	169	19264	140	19418	125
19160	215	19195	155	19230	156	19265	148	19419	116
19161	229	19196	163	19231	148	19266	157	19420	114
19162	240	19197	172	19232	135	19267	156	19421	108
19163	253	19198	171	19233	133	19268	159	19422	107
19164	261	19199	183	19234	128	19269	176	19423	109
19165	272	19200	189	19235	111	19270	184	19424	103
19166	181	19201	183	19236	120	19271	191	19425	95
19167	175	19202	173	19237	132	19272	185	19426	87
19168	181	19203	178	19238	139	19273	208	19427	83
19169	169	19204	164	19239	154	19274	193	19428	83
19170	161	19205	146	19240	171	19275	209	19429	103
19171	155	19206	135	19241	162	19276	198	19430	100
19172	153	19207	122	19242	152	19277	196	19431	94

* CHANGE

EFFECTIVE

ISSUED BY THE PUBLIC UTILITIES COMMISSION OF THE STATE OF CALIFORNIA,
 CORRECTION 1552
 SAN FRANCISCO, CALIFORNIA.

* SECTION 5 - ZONE RATES IN CENTS PER TON (CONTINUED)

COMMODITIES AS DESCRIBED IN ITEM 60
 FROM ORANGE COUNTY PRODUCTION AREA 30-D
 TO THE DELIVERY ZONES SET FORTH BELOW

ZONE	RATE	ZONE	RATE	ZONE	RATE	ZONE	RATE	ZONE	RATE
19432	97	19467	104	30033	62	30068	85	33024	122
19433	109	19468	102	30034	71	30069	91	33025	133
19434	102	19469	93	30035	79	30070	90	33026	129
19435	111	30001	57	30036	86	30071	82	33027	118
19436	93	30002	55	30037	98	30072	80	33028	115
19437	89	30003	72	30038	89	30073	71	33029	113
19438	85	30004	71	30039	98	30074	79	33030	104
19439	71	30005	75	30040	86	30075	88	33031	108
19440	72	30006	72	30041	82	30076	93	33032	98
19441	77	30007	72	30042	76	30077	98	33033	111
19442	88	30008	63	30043	70	30078	92	33046	111
19443	101	30009	52	30044	61	30079	92	33047	103
19444	112	30010	45	30045	62	30080	90	33048	93
19445	108	30011	52	30046	56	30081	78	33049	99
19446	113	30012	43	30047	53	30090	96	33050	96
19447	106	30013	51	30048	57	30091	107	33063	109
19448	95	30014	53	30049	71	30092	100	33064	109
19449	94	30015	62	30050	61	30093	100	36013	167
19450	86	30016	72	30051	57	30094	108	36014	161
19451	77	30017	75	30052	68	30095	117	36015	155
19452	69	30018	69	30053	76	30096	106	36016	159
19453	86	30019	63	30054	72	30097	124	36017	151
19454	94	30020	54	30055	74	30098	131	36018	147
19455	102	30021	45	30056	83	30099	100	36019	155
19456	105	30022	34	30057	93	30100	110	36020	157
19457	119	30023	32	30058	99	30101	118	36021	162
19458	115	30024	32	30059	103	30102	129	36043	153
19459	111	30025	38	30060	99	30103	139	36044	150
19460	97	30026	58	30061	90	30116	136	36045	147
19461	86	30027	54	30062	81	30117	146	36046	138
19462	97	30028	45	30063	81	30118	149	36047	141
19463	103	30029	41	30064	68	33010	133	36048	141
19464	110	30030	47	30065	65	33011	124	36049	134
19465	121	30031	46	30066	74	33012	133	36050	130
19466	124	30032	52	30067	95	33023	125	36051	129

* CHANGE

EFFECTIVE

ISSUED BY THE PUBLIC UTILITIES COMMISSION OF THE STATE OF CALIFORNIA.
 CORRECTION 1553 SAN FRANCISCO, CALIFORNIA.

MINIMUM RATE TARIFF 17

* SECTION 5 - ZONE RATES IN CENTS PER TON (CONTINUED)

COMMODITIES AS DESCRIBED IN ITEM 60

FROM ORANGE COUNTY PRODUCTION AREA 30-0
TO THE DELIVERY ZONES SET FORTH BELOW

ZONE RATE

36052 138
36053 139
36054 138
36077 133
36078 131

36079 125
36080 119
36081 124
36082 128
36083 120

36084 117
36085 112
36086 120
36087 123
36088 111

36089 105
36090 113
36091 112
36092 103

* CHANGE

EFFECTIVE

ISSUED BY THE PUBLIC UTILITIES COMMISSION OF THE STATE OF CALIFORNIA,
CORRECTION 1554 SAN FRANCISCO, CALIFORNIA.

*SECTION 5--ZONE RATES IN CENTS PER TON (CONTINUED)

COMMODITIES AS DESCRIBED IN ITEM 60

FROM ORANGE COUNTY PRODUCTION AREA 30-D TO THE
 SAN DIEGO COUNTY DELIVERY ZONES SET FORTH BELOW:

ZONE	RATE	ZONE	RATE	ZONE	RATE	ZONE	RATE	ZONE	RATE
29	155	44	280	59	296	69	311	79	164
30	167	45	313	60	296	70	337	80	167
31	180	46	297	61	313	71	310	81	169
32	190	47	280	62	317	72	292	82	164
33	200	48	272	63	297	73	250	83	169
34	252	49	278	64	290	74	242	84	183
35	252	50	262	65	287	75	235	85	196
36	237	51	250	66	308	76	276	86	192
37	219	52	240	67	293	77	266	87	200
38	217	53	227	68	293	78	258	88	201
39	224	54	259					89	226
40	239	55	270						
41	247	56	245						
42	258	57	256						
43	270	58	283						

* CHANGE

EFFECTIVE

ISSUED BY THE PUBLIC UTILITIES COMMISSION OF THE STATE OF CALIFORNIA,
 SAN FRANCISCO, CALIFORNIA

CORRECTION 1684

* SECTION 5 - ZONE RATES IN CENTS PER TON (CONTINUED)

COMMODITIES AS DESCRIBED IN ITEM 60

FROM ORANGE COUNTY PRODUCTION AREA 30-F
 TO THE DELIVERY ZONES SET FORTH BELOW

ZONE	RATE	ZONE	RATE	ZONE	RATE	ZONE	RATE	ZONE	RATE
19199	191	19397	120	19460	119	30026	33	30061	99
19219	159	19398	127	19461	109	30027	41	30062	90
19220	156	19399	134	19462	105	30028	47	30063	85
19221	148	19422	139	19463	111	30029	62	30064	72
19222	151	19423	141	19464	118	30030	56	30065	69
19223	138	19424	139	19465	130	30031	67	30066	79
19224	146	19425	130	19466	132	30032	74	30067	95
19225	152	19426	123	19467	113	30033	85	30068	89
19232	143	19427	115	19468	111	30034	91	30069	95
19233	141	19428	115	19469	102	30035	96	30070	94
19234	136	19429	135	30001	81	30036	103	30071	87
19235	135	19430	132	30002	81	30037	107	30072	85
19236	129	19431	126	30003	95	30038	97	30073	76
19237	140	19432	129	30004	105	30039	107	30074	84
19238	148	19439	103	30005	110	30040	94	30075	92
19244	150	19440	104	30006	108	30041	91	30076	99
19245	141	19441	109	30007	108	30042	84	30077	104
19246	135	19442	120	30008	100	30043	78	30078	96
19247	156	19443	133	30009	88	30044	70	30079	96
19259	158	19444	143	30010	68	30045	70	30080	94
19260	156	19445	139	30011	76	30046	63	30081	82
19261	148	19446	139	30012	79	30047	58	30090	100
19262	142	19447	141	30013	87	30048	53	30091	111
19263	140	19448	127	30014	89	30049	75	30092	104
19264	148	19449	126	30015	94	30050	66	30093	104
19265	156	19450	118	30016	104	30051	61	30094	112
19266	165	19451	109	30017	106	30052	73	30095	122
19267	164	19452	101	30018	100	30053	81	30096	110
19268	167	19453	117	30019	93	30054	80	30097	128
19269	184	19454	119	30020	85	30055	82	30098	135
19282	180	19455	127	30021	82	30056	91	30099	104
19283	179	19456	131	30022	71	30057	102	30100	114
19284	172	19457	128	30023	68	30058	107	30101	123
19285	169	19458	123	30024	60	30059	112	30102	133
19286	175	19459	119	30025	62	30060	107	30103	143

* CHANGE

EFFECTIVE

ISSUED BY THE PUBLIC UTILITIES COMMISSION OF THE STATE OF CALIFORNIA.
 CORRECTION 1555 SAN FRANCISCO, CALIFORNIA.

MINIMUM RATE TARIFF 17

* SECTION 5 - ZONE RATES IN CENTS PER TON (CONTINUED)

COMMODITIES AS DESCRIBED IN ITEM 60
FROM ORANGE COUNTY PRODUCTION AREA 30-F
TO THE DELIVERY ZONES SET FORTH BELOW

ZONE RATE

30116	140
30117	150
30118	153

* CHANGE

EFFECTIVE

ISSUED BY THE PUBLIC UTILITIES COMMISSION OF THE STATE OF CALIFORNIA.
CORRECTION 1556

SAN FRANCISCO, CALIFORNIA.

MINIMUM RATE TARIFF 17

EIGHTH REVISED PAGE 5-G
 CANCELS
 SEVENTH REVISED PAGE 5-G

* SECTION 5 - ZONE RATES IN CENTS PER TON (CONTINUED)

COMMODITIES AS DESCRIBED IN ITEM 60
 FROM ORANGE COUNTY PRODUCTION AREA 30-G
 TO THE DELIVERY ZONES SET FORTH BELOW

ZONE	RATE	ZONE	RATE	ZONE	RATE	ZONE	RATE	ZONE	RATE
19001	257	19036	226	19071	217	19106	189	19141	202
19002	254	19037	230	19072	229	19107	201	19142	195
19003	246	19038	228	19073	230	19108	218	19143	185
19004	245	19039	220	19074	237	19109	215	19144	186
19005	249	19040	221	19075	241	19110	219	19145	182
19006	252	19041	226	19076	252	19111	215	19146	171
19007	241	19042	237	19077	259	19112	222	19147	180
19008	243	19043	245	19078	266	19113	224	19148	176
19009	250	19044	255	19079	293	19114	227	19149	177
19010	260	19045	260	19080	282	19115	265	19150	182
19011	288	19046	269	19081	271	19116	235	19151	193
19012	275	19047	274	19082	265	19117	234	19152	204
19013	270	19048	280	19083	264	19118	231	19153	207
19014	262	19049	273	19084	255	19119	228	19154	222
19015	254	19050	267	19085	250	19120	223	19155	210
19016	243	19051	259	19086	246	19121	223	19156	217
19017	234	19052	251	19087	242	19122	211	19157	229
19018	234	19053	244	19088	238	19123	204	19158	228
19019	230	19054	239	19089	231	19124	183	19159	233
19020	226	19055	232	19090	220	19125	182	19160	245
19021	236	19056	226	19091	213	19126	189	19161	259
19022	234	19057	220	19092	205	19127	193	19162	270
19023	239	19058	210	19093	202	19128	192	19163	283
19024	247	19059	206	19094	199	19129	197	19164	291
19025	243	19060	221	19095	196	19130	189	19165	302
19026	235	19061	213	19096	206	19131	191	19166	211
19027	234	19062	224	19097	200	19132	185	19167	205
19028	233	19063	211	19098	201	19133	177	19168	211
19029	230	19064	219	19099	203	19134	185	19169	199
19030	229	19065	210	19100	203	19135	192	19170	191
19031	217	19066	209	19101	202	19136	214	19171	185
19032	211	19067	203	19102	197	19137	231	19172	183
19033	215	19068	203	19103	199	19138	239	19173	178
19034	223	19069	217	19104	199	19139	217	19174	165
19035	223	19070	211	19105	196	19140	221	19175	172

* CHANGE

EFFECTIVE

ISSUED BY THE PUBLIC UTILITIES COMMISSION OF THE STATE OF CALIFORNIA,
 CORRECTION 1557
 SAN FRANCISCO, CALIFORNIA.

* SECTION 5 - ZONE RATES IN CENTS PER TON (CONTINUED)

COMMODITIES AS DESCRIBED IN ITEM 60

FROM ORANGE COUNTY PRODUCTION AREA 30-G
 TO THE DELIVERY ZONES SET FORTH BELOW

ZONE	RATE	ZONE	RATE	ZONE	RATE	ZONE	RATE	ZONE	RATE
19176	167	19211	191	19246	153	19281	202	19329	123
19177	167	19212	199	19247	174	19282	197	19330	120
19178	169	19213	194	19248	183	19283	196	19331	120
19179	174	19214	198	19249	188	19284	190	19332	126
19180	180	19215	196	19250	225	19285	187	19333	134
19181	185	19216	197	19251	220	19286	193	19334	142
19182	193	19217	186	19252	210	19287	228	19335	150
19183	195	19218	186	19253	226	19301	220	19336	149
19184	199	19219	176	19254	216	19302	212	19337	171
19185	207	19220	174	19255	209	19303	211	19338	181
19186	216	19221	153	19256	199	19304	203	19339	178
19187	224	19222	148	19257	194	19305	206	19340	177
19188	216	19223	156	19258	185	19306	210	19341	179
19189	205	19224	164	19259	176	19307	205	19342	182
19190	189	19225	170	19260	174	19308	197	19343	170
19191	180	19226	175	19261	166	19309	200	19344	176
19192	152	19227	182	19262	159	19310	195	19345	170
19193	165	19228	192	19263	158	19311	190	19346	172
19194	179	19229	195	19264	166	19312	199	19347	176
19195	185	19230	182	19265	174	19313	203	19348	163
19196	193	19231	174	19266	183	19314	198	19349	163
19197	202	19232	161	19267	182	19315	187	19350	141
19198	201	19233	159	19268	185	19316	188	19351	132
19199	209	19234	154	19269	202	19317	191	19352	110
19200	216	19235	141	19270	210	19318	184	19353	107
19201	209	19236	147	19271	217	19319	189	19354	112
19202	200	19237	158	19272	211	19320	186	19355	102
19203	211	19238	166	19273	234	19321	172	19356	103
19204	197	19239	180	19274	219	19322	163	19357	94
19205	176	19240	197	19275	235	19323	161	19358	92
19206	165	19241	188	19276	224	19324	153	19359	102
19207	152	19242	179	19277	223	19325	146	19360	107
19208	150	19243	181	19278	215	19326	138	19361	107
19209	159	19244	168	19279	216	19327	132	19362	138
19210	171	19245	159	19280	208	19328	128	19363	143

* CHANGE

EFFECTIVE

ISSUED BY THE PUBLIC UTILITIES COMMISSION OF THE STATE OF CALIFORNIA.
 CORRECTION 1558 SAN FRANCISCO, CALIFORNIA.

MINIMUM RATE TARIFF 17

* SECTION 5 - ZONE RATES IN CENTS PER TON (CONTINUED)

COMMODITIES AS DESCRIBED IN ITEM 60

FROM ORANGE COUNTY PRODUCTION AREA 30-G
 TO THE DELIVERY ZONES SET FORTH BELOW

ZONE	RATE	ZONE	RATE	ZONE	RATE	ZONE	RATE	ZONE	RATE
19364	142	19411	134	19446	143	19711	281	19754	319
19365	146	19412	154	19447	135	19712	272	19755	334
19366	151	19413	136	19448	125	19713	263	19756	352
19367	163	19414	149	19449	124	19714	258	19757	361
19368	165	19415	147	19450	116	19715	262	19758	373
19369	165	19416	150	19451	107	19716	276	19759	244
19370	163	19417	158	19452	99	19717	272	19760	256
19371	165	19418	155	19453	116	19726	239	19761	273
19372	166	19419	146	19454	124	19727	252	19762	293
19373	175	19420	144	19455	132	19728	262	30001	61
19374	163	19421	138	19456	135	19729	273	30002	69
19375	162	19422	137	19457	146	19730	283	30003	78
19376	154	19423	125	19458	141	19731	296	30004	88
19377	156	19424	120	19459	137	19732	308	30005	92
19378	155	19425	112	19460	137	19733	323	30006	101
19379	158	19426	104	19461	127	19734	339	30007	97
19380	155	19427	99	19462	123	19735	355	30008	86
19381	157	19428	105	19463	129	19736	370	30009	81
19382	147	19429	119	19464	136	19737	391	30010	61
19383	152	19430	130	19465	148	19738	412	30011	56
19384	142	19431	124	19466	150	19739	430	30012	73
19385	137	19432	127	19467	131	19740	445	30013	81
19397	103	19433	139	19468	129	19741	460	30014	83
19398	110	19434	132	19469	120	19742	478	30015	92
19399	107	19435	140	19700	255	19743	498	30016	102
19401	141	19436	123	19701	262	19744	513	30017	110
19402	142	19437	119	19702	275	19745	528	30018	104
19403	133	19438	115	19703	287	19746	549	30019	98
19404	115	19439	97	19704	299	19747	312	30020	89
19405	124	19440	102	19705	310	19748	330	30021	81
19406	130	19441	107	19706	288	19749	348	30022	70
19407	135	19442	118	19707	295	19750	358	30023	64
19408	136	19443	131	19708	294	19751	279	30024	59
19409	124	19444	141	19709	298	19752	290	30025	48
19410	131	19445	137	19710	277	19753	304	30026	81

* CHANGE

EFFECTIVE

ISSUED BY THE PUBLIC UTILITIES COMMISSION OF THE STATE OF CALIFORNIA.
 CORRECTION 1559 SAN FRANCISCO, CALIFORNIA.

MINIMUM RATE TARIFF 17

* SECTION 5 - ZONE RATES IN CENTS PER TON (CONTINUED)

COMMODITIES AS DESCRIBED IN ITEM 60
 FROM ORANGE COUNTY PRODUCTION AREA 30-G
 TO THE DELIVERY ZONES SET FORTH BELOW

ZONE	RATE	ZONE	RATE	ZONE	RATE	ZONE	RATE	ZONE	RATE
30027	77	30062	108	30117	168	33034	87	33069	199
30028	67	30063	103	30118	171	33035	93	33070	204
30029	70	30064	90	33001	197	33036	130	33071	216
30030	74	30065	87	33002	195	33037	135	33072	215
30031	81	30066	97	33003	184	33038	144	33073	205
30032	87	30067	117	33004	189	33039	152	33074	198
30033	98	30068	107	33005	112	33040	140	33075	168
30034	109	30069	113	33006	110	33041	124	33076	161
30035	114	30070	112	33007	118	33042	119	33077	153
30036	121	30071	105	33008	117	33043	110	33078	166
30037	124	30072	103	33009	123	33044	97	33079	163
30038	115	30073	94	33010	100	33045	85	33080	164
30039	124	30074	102	33011	91	33046	78	33081	164
30040	112	30075	110	33012	99	33047	69	33082	175
30041	109	30076	117	33013	106	33048	60	33083	223
30042	102	30077	122	33014	117	33049	66	33084	213
30043	96	30078	114	33015	107	33050	63	33085	201
30044	88	30079	114	33016	105	33051	110	33086	190
30045	88	30080	112	33017	149	33052	119	33087	181
30046	81	30081	100	33018	140	33053	133	33088	173
30047	76	30090	118	33019	134	33054	133	33089	168
30048	80	30091	129	33020	96	33055	182	33090	168
30049	93	30092	122	33021	97	33056	167	33091	175
30050	84	30093	122	33022	95	33057	166	33092	174
30051	79	30094	130	33023	91	33058	157	33093	181
30052	91	30095	140	33024	89	33059	149	33094	188
30053	99	30096	128	33025	100	33060	141	33095	195
30054	98	30097	146	33026	95	33061	137	33096	205
30055	100	30098	153	33027	85	33062	129	33097	192
30056	109	30099	122	33028	82	33063	76	33098	185
30057	120	30100	132	33029	79	33064	76	33099	178
30058	125	30101	140	33030	70	33065	145	33100	186
30059	130	30102	151	33031	75	33066	153	33101	185
30060	125	30103	161	33032	65	33067	191	33102	190
30061	117	30116	158	33033	77	33068	195	33103	197

* CHANGE

EFFECTIVE

ISSUED BY THE PUBLIC UTILITIES COMMISSION OF THE STATE OF CALIFORNIA.
 CORRECTION 1560 SAN FRANCISCO, CALIFORNIA.

MINIMUM RATE TARIFF 17

* SECTION 5 - ZONE RATES IN CENTS PER TON (CONTINUED)

COMMODITIES AS DESCRIBED IN ITEM 60

FROM ORANGE COUNTY PRODUCTION AREA 30-G
TO THE DELIVERY ZONES SET FORTH BELOW

ZONE	RATE	ZONE	RATE	ZONE	RATE	ZONE	RATE
33104	183	36035	143	36070	180	36313	278
36001	169	36036	135	36071	166	36314	290
36002	158	36037	131	36072	141	36315	302
36003	161	36038	135	36073	115	36316	313
36004	159	36039	137	36074	115	36317	324
36005	160	36040	136	36075	124	36318	334
36006	156	36041	134	36076	108	36319	342
36007	148	36042	122	36077	100	36320	353
36008	148	36043	119	36078	98	36321	359
36009	155	36044	117	36079	92	36322	358
36010	153	36045	114	36080	86	36323	346
36011	146	36046	105	36081	91	36324	335
36012	134	36047	108	36082	95	36325	323
36013	133	36048	108	36083	87	36326	244
36014	128	36049	101	36084	84	36327	229
36015	121	36050	97	36085	79	36328	216
36016	126	36051	96	36086	87	36329	205
36017	118	36052	104	36087	90	36330	192
36018	114	36053	106	36088	78	36331	178
36019	122	36054	105	36089	72	36332	166
36020	123	36055	114	36090	80		
36021	129	36056	121	36091	78		
36022	128	36057	129	36092	70		
36023	135	36058	130	36301	173		
36024	145	36059	128	36302	186		
36025	143	36060	123	36303	199		
36026	143	36061	133	36304	212		
36027	139	36062	143	36305	228		
36028	148	36063	152	36306	243		
36029	155	36064	158	36307	254		
36030	162	36065	164	36308	264		
36031	146	36066	169	36309	272		
36032	148	36067	175	36310	260		
36033	163	36068	183	36311	256		
36034	153	36069	184	36312	266		

* CHANGE

EFFECTIVE

ISSUED BY THE PUBLIC UTILITIES COMMISSION OF THE STATE OF CALIFORNIA,
CORRECTION 1561

SAN FRANCISCO, CALIFORNIA.

MINIMUM RATE TARIFF 17

*SECTION 5--ZONE RATES IN CENTS PER TON (CONTINUED)

COMMODITIES AS DESCRIBED IN ITEM 60

FROM ORANGE COUNTY PRODUCTION AREA 30-G TO THE
 SAN DIEGO COUNTY DELIVERY ZONES SET FORTH BELOW:

ZONE	RATE	ZONE	RATE	ZONE	RATE	ZONE	RATE	ZONE	RATE
29	177	44	306	59	319	69	333	79	188
30	189	45	339	60	326	70	351	80	189
31	202	46	323	61	340	71	334	81	190
32	212	47	304	62	340	72	321	82	188
33	223	48	294	63	319	73	273	83	197
34	276	49	301	64	310	74	264	84	205
35	276	50	291	65	303	75	258	85	219
36	260	51	273	66	332	76	296	86	218
37	242	52	263	67	316	77	298	87	223
38	239	53	251	68	316	78	177	88	230
39	248	54	283					89	249
40	260	55	288						
41	270	56	296						
42	279	57	293						
43	294	58	302						

* CHANGE

EFFECTIVE

ISSUED BY THE PUBLIC UTILITIES COMMISSION OF THE STATE OF CALIFORNIA,
 SAN FRANCISCO, CALIFORNIA.

CORRECTION 1685

* SECTION 5 - ZONE RATES IN CENTS PER TON (CONTINUED)

COMMODITIES AS DESCRIBED IN ITEM 60
 FROM ORANGE COUNTY PRODUCTION AREA 30-L
 TO THE DELIVERY ZONES SET FORTH BELOW.

ZONE	RATE	ZONE	RATE	ZONE	RATE	ZONE	RATE	ZONE	RATE
19192	127	19232	143	19267	164	19425	94	19460	107
19193	140	19233	141	19268	167	19426	86	19461	96
19199	191	19234	136	19269	184	19427	81	19462	105
19200	198	19235	116	19270	192	19428	88	19463	111
19201	191	19236	129	19271	199	19429	101	19464	118
19202	182	19237	140	19272	193	19430	105	19465	130
19203	183	19238	148	19273	216	19431	99	19466	132
19204	169	19239	162	19274	202	19432	102	19467	113
19205	151	19240	179	19275	218	19433	114	19468	111
19206	140	19241	171	19276	206	19434	107	19469	102
19207	127	19242	161	19277	205	19435	115	30001	45
19208	125	19243	163	19278	197	19436	98	30002	46
19209	135	19244	150	19279	198	19437	94	30003	60
19210	146	19245	141	19280	190	19438	90	30004	70
19211	173	19246	135	19281	184	19439	76	30005	74
19212	181	19247	156	19282	180	19440	77	30006	77
19213	176	19248	166	19283	179	19441	82	30007	76
19214	180	19249	170	19284	172	19442	93	30008	68
19215	178	19250	207	19285	169	19443	106	30009	54
19216	179	19251	202	19286	175	19444	116	30010	33
19217	169	19252	192	19397	85	19445	112	30011	32
19218	169	19253	208	19398	92	19446	118	30012	48
19219	159	19254	198	19399	99	19447	111	30013	56
19220	137	19255	191	19413	111	19448	100	30014	58
19221	128	19256	181	19414	124	19449	99	30015	67
19222	123	19257	176	19415	122	19450	90	30016	77
19223	121	19258	167	19416	125	19451	82	30017	85
19224	129	19259	158	19417	133	19452	74	30018	79
19225	152	19260	156	19418	130	19453	91	30019	73
19226	157	19261	148	19419	121	19454	99	30020	64
19227	164	19262	142	19420	119	19455	107	30021	60
19228	174	19263	140	19421	113	19456	110	30022	48
19229	177	19264	148	19422	112	19457	128	30023	39
19230	164	19265	156	19423	114	19458	123	30024	41
19231	156	19266	165	19424	102	19459	119	30025	38

* CHANGE

EFFECTIVE

ISSUED BY THE PUBLIC UTILITIES COMMISSION OF THE STATE OF CALIFORNIA,
 CORRECTION 1562 SAN FRANCISCO, CALIFORNIA.

MINIMUM RATE TARIFF 17

* SECTION 5 - ZONE RATES IN CENTS PER TON (CONTINUED)

COMMODITIES AS DESCRIBED IN ITEM 60

FROM ORANGE COUNTY PRODUCTION AREA 30-L
 TO THE DELIVERY ZONES SET FORTH BELOW

ZONE	RATE	ZONE	RATE	ZONE	RATE
30026	63	30061	99	30116	140
30027	59	30062	90	30117	150
30028	49	30063	85	30118	153
30029	52	30064	72		
30030	56	30065	69		
30031	60	30066	79		
30032	66	30067	99		
30033	73	30068	89		
30034	82	30069	95		
30035	89	30070	94		
30036	96	30071	87		
30037	107	30072	85		
30038	97	30073	76		
30039	107	30074	84		
30040	94	30075	92		
30041	91	30076	99		
30042	84	30077	104		
30043	78	30078	96		
30044	70	30079	96		
30045	70	30080	94		
30046	63	30081	82		
30047	58	30090	100		
30048	62	30091	111		
30049	75	30092	104		
30050	66	30093	104		
30051	61	30094	112		
30052	73	30095	122		
30053	81	30096	110		
30054	80	30097	128		
30055	82	30098	135		
30056	91	30099	104		
30057	102	30100	114		
30058	107	30101	123		
30059	112	30102	133		
30060	107	30103	143		

* CHANGE

EFFECTIVE

ISSUED BY THE PUBLIC UTILITIES COMMISSION OF THE STATE OF CALIFORNIA.
 CORRECTION 1563 SAN FRANCISCO, CALIFORNIA.

* SECTION 5 - ZONE RATES IN CENTS PER TON (CONTINUED)

COMMODITIES AS DESCRIBED IN ITEM 60
 FROM ORANGE COUNTY PRODUCTION AREA 30-M
 TO THE DELIVERY ZONES SET FORTH BELOW

ZONE	RATE	ZONE	RATE	ZONE	RATE	ZONE	RATE	ZONE	RATE
19192	117	19232	124	19267	145	19425	94	19460	100
19193	131	19233	122	19268	148	19426	87	19461	80
19199	172	19234	117	19269	165	19427	78	19462	86
19200	178	19235	115	19270	173	19428	79	19463	92
19201	172	19236	109	19271	180	19429	98	19464	99
19202	163	19237	121	19272	174	19430	96	19465	110
19203	173	19238	128	19273	197	19431	90	19466	113
19204	160	19239	143	19274	182	19432	93	19467	94
19205	157	19240	160	19275	198	19433	105	19468	91
19206	130	19241	151	19276	187	19434	98	19469	82
19207	118	19242	141	19277	185	19435	106	30001	63
19208	115	19243	143	19278	178	19436	89	30002	55
19209	125	19244	131	19279	179	19437	85	30003	69
19210	150	19245	122	19280	171	19438	81	30004	70
19211	153	19246	116	19281	165	19439	67	30005	75
19212	161	19247	137	19282	160	19440	68	30006	72
19213	156	19248	146	19283	159	19441	73	30007	71
19214	161	19249	151	19284	152	19442	83	30008	63
19215	159	19250	188	19285	150	19443	97	30009	51
19216	160	19251	183	19286	156	19444	107	30010	51
19217	149	19252	173	19397	93	19445	103	30011	62
19218	149	19253	189	19398	100	19446	108	30012	43
19219	139	19254	179	19399	107	19447	101	30013	51
19220	137	19255	171	19413	101	19448	91	30014	53
19221	129	19256	161	19414	114	19449	90	30015	58
19222	114	19257	157	19415	113	19450	81	30016	68
19223	119	19258	147	19416	116	19451	72	30017	69
19224	126	19259	139	19417	123	19452	65	30018	63
19225	132	19260	137	19418	121	19453	81	30019	57
19226	137	19261	129	19419	112	19454	89	30020	48
19227	144	19262	122	19420	110	19455	97	30021	43
19228	154	19263	121	19421	104	19456	100	30022	34
19229	158	19264	129	19422	103	19457	108	30023	32
19230	145	19265	137	19423	104	19458	104	30024	43
19231	137	19266	146	19424	102	19459	100	30025	52

* CHANGE

EFFECTIVE

ISSUED BY THE PUBLIC UTILITIES COMMISSION OF THE STATE OF CALIFORNIA,
 CORRECTION 1564 SAN FRANCISCO, CALIFORNIA.

MINIMUM RATE TARIFF 17

* SECTION 5 - ZONE RATES IN CENTS PER TON (CONTINUED)

COMMODITIES AS DESCRIBED IN ITEM 60
 FROM ORANGE COUNTY PRODUCTION AREA 30-M
 TO THE DELIVERY ZONES SET FORTH BELOW

ZONE	RATE	ZONE	RATE	ZONE	RATE
30026	72	30061	80	30116	134
30027	66	30062	70	30117	144
30028	51	30063	71	30118	146
30029	41	30064	65		
30030	44	30065	63		
30031	35	30066	72		
30032	41	30067	93		
30033	51	30068	83		
30034	61	30069	88		
30035	68	30070	87		
30036	75	30071	80		
30037	87	30072	78		
30038	78	30073	69		
30039	87	30074	77		
30040	75	30075	82		
30041	72	30076	82		
30042	65	30077	87		
30043	59	30078	89		
30044	50	30079	89		
30045	51	30080	87		
30046	47	30081	75		
30047	55	30090	93		
30048	60	30091	104		
30049	68	30092	97		
30050	59	30093	97		
30051	55	30094	105		
30052	61	30095	115		
30053	62	30096	103		
30054	61	30097	122		
30055	63	30098	128		
30056	72	30099	97		
30057	82	30100	107		
30058	88	30101	116		
30059	93	30102	126		
30060	88	30103	137		

* CHANGE

EFFECTIVE

ISSUED BY THE PUBLIC UTILITIES COMMISSION OF THE STATE OF CALIFORNIA,
 CORRECTION 1565 SAN FRANCISCO, CALIFORNIA.

* SECTION 5 - ZONE RATES IN CENTS PER TON (CONTINUED)

COMMODITIES AS DESCRIBED IN ITEM 60
FROM ORANGE COUNTY PRODUCTION AREA 30-0
TO THE DELIVERY ZONES SET FORTH BELOW

ZONE	RATE	ZONE	RATE	ZONE	RATE
30001	107	30036	115	30071	51
30002	107	30037	119	30072	55
30003	121	30038	110	30073	72
30004	128	30039	119	30074	84
30005	128	30040	106	30075	93
30006	121	30041	103	30076	100
30007	128	30042	96	30077	104
30008	120	30043	91	30078	97
30009	109	30044	83	30079	97
30010	94	30045	76	30080	89
30011	101	30046	73	30081	74
30012	101	30047	66	30090	100
30013	108	30048	57	30091	112
30014	101	30049	52	30092	99
30015	106	30050	54	30093	99
30016	116	30051	62	30094	90
30017	118	30052	73	30095	86
30018	112	30053	81	30096	74
30019	106	30054	92	30097	93
30020	97	30055	95	30098	99
30021	94	30056	103	30099	68
30022	92	30057	114	30100	78
30023	94	30058	120	30101	87
30024	86	30059	121	30102	97
30025	87	30060	114	30103	108
30026	89	30061	106	30116	105
30027	80	30062	96	30117	115
30028	74	30063	86	30118	117
30029	82	30064	73		
30030	74	30065	70		
30031	80	30066	48		
30032	86	30067	40		
30033	98	30068	37		
30034	103	30069	59		
30035	108	30070	58		

* CHANGE

EFFECTIVE

ISSUED BY THE PUBLIC UTILITIES COMMISSION OF THE STATE OF CALIFORNIA,
CORRECTION 1566 SAN FRANCISCO, CALIFORNIA.

MINIMUM RATE TARIFF 17

* SECTION 5 - ZONE RATES IN CENTS PER TON (CONTINUED)

COMMODITIES AS DESCRIBED IN ITEM 60

FROM ORANGE COUNTY PRODUCTION AREA 30-P
 TO THE DELIVERY ZONES SET FORTH BELOW

ZONE	RATE	ZONE	RATE	ZONE	RATE
30001	157	30036	165	30071	92
30002	157	30037	169	30072	103
30003	171	30038	160	30073	120
30004	178	30039	169	30074	135
30005	179	30040	157	30075	143
30006	172	30041	153	30076	150
30007	178	30042	147	30077	155
30008	171	30043	141	30078	147
30009	160	30044	133	30079	132
30010	144	30045	126	30080	129
30011	152	30046	123	30081	122
30012	151	30047	117	30090	135
30013	159	30048	116	30091	146
30014	152	30049	102	30092	125
30015	157	30050	105	30093	106
30016	167	30051	112	30094	98
30017	168	30052	124	30095	93
30018	162	30053	132	30096	95
30019	156	30054	143	30097	77
30020	147	30055	145	30098	71
30021	144	30056	154	30099	70
30022	142	30057	164	30100	58
30023	144	30058	170	30101	48
30024	136	30059	171	30102	53
30025	138	30060	165	30103	64
30026	144	30061	156	30116	61
30027	135	30062	146	30117	71
30028	124	30063	136	30118	73
30029	132	30064	123		
30030	125	30065	120		
30031	130	30066	95		
30032	136	30067	104		
30033	148	30068	95		
30034	153	30069	82		
30035	159	30070	83		

* CHANGE

EFFECTIVE

ISSUED BY THE PUBLIC UTILITIES COMMISSION OF THE STATE OF CALIFORNIA,
 CORRECTION 1567 SAN FRANCISCO, CALIFORNIA.

*SECTION 5 - ZONE RATES IN CENTS PER TON (CONTINUED)

COMMODITIES AS DESCRIBED IN ITEM 60

FROM ORANGE COUNTY PRODUCTION AREA 30-P TO THE
 SAN DIEGO COUNTY DELIVERY ZONES SET FORTH BELOW:

ZONE	RATE	ZONE	RATE	ZONE	RATE	ZONE	RATE	ZONE	RATE
29	79	44	204	59	223	69	235	79	89
30	92	45	239	60	223	70	249	80	91
31	104	46	223	61	237	71	234	81	101
32	114	47	204	62	239	72	221	82	80
33	125	48	196	63	215	73	175	83	103
34	176	49	203	64	212	74	165	84	108
35	176	50	186	65	200	75	157	85	121
36	162	51	175	66	233	76	201	86	116
37	143	52	164	67	217	77	192	87	125
38	139	53	153	68	217	78	78	88	138
39	151	54	191					89	151
40	161	55	196						
41	172	56	187						
42	182	57	200						
43	195	58	209						

*CHANGE

EFFECTIVE

CORRECTION 1686

ISSUED BY THE PUBLIC UTILITIES COMMISSION OF THE STATE OF CALIFORNIA,
 SAN FRANCISCO, CALIFORNIA.

MINIMUM RATE TARIFF 17

* SECTION 6 - ZONE RATES IN CENTS PER TON (CONTINUED)

COMMODITIES AS DESCRIBED IN ITEM 60

FROM RIVERSIDE COUNTY PRODUCTION AREA 33-F
 TO THE DELIVERY ZONES SET FORTH BELOW

ZONE	RATE	ZONE	RATE	ZONE	RATE	ZONE	RATE	ZONE	RATE
19327	103	33021	71	33056	142	33091	150	36052	44
19328	85	33022	59	33057	141	33092	149	36053	40
19329	85	33023	59	33058	132	33093	156	36054	38
19330	92	33024	66	33059	124	33094	163	36055	41
19331	92	33025	47	33060	116	33095	170	36056	48
19332	98	33026	47	33061	115	33096	180	36057	57
19352	82	33027	47	33062	116	33097	167	36058	67
19353	78	33028	45	33063	88	33098	160	36059	77
19354	73	33029	56	33064	88	33099	153	36073	77
19355	71	33030	56	33065	120	33100	161	36074	77
19356	78	33031	56	33066	128	33101	160	36075	64
19357	80	33032	60	33067	165	33102	165	36076	36
19358	78	33033	76	33068	170	33103	172	36077	34
19359	83	33034	64	33069	161	33104	145	36078	34
19360	86	33035	81	33070	166	36012	61	36079	41
19361	91	33036	93	33071	179	36013	67	36080	53
19397	100	33037	97	33072	177	36014	71	36081	62
19398	95	33038	106	33073	180	36015	76	36082	69
19399	88	33039	114	33074	173	36016	80	36083	68
33005	74	33040	103	33075	143	36017	73	36084	61
33006	72	33041	99	33076	136	36018	68	36085	52
33007	62	33042	103	33077	128	36019	62	36086	45
33008	58	33043	97	33078	141	36020	57	36087	38
33009	54	33044	84	33079	138	36021	56	36088	50
33010	32	33045	72	33080	139	36022	55	36089	58
33011	32	33046	71	33081	139	36042	49	36090	75
33012	37	33047	83	33082	150	36043	47	36091	74
33013	44	33048	69	33083	194	36044	51	36092	74
33014	57	33049	70	33084	188	36045	53		
33015	69	33050	76	33085	175	36046	60		
33016	73	33051	97	33086	164	36047	62		
33017	112	33052	106	33087	156	36048	66		
33018	102	33053	107	33088	148	36049	62		
33019	96	33054	108	33089	143	36050	56		
33020	79	33055	157	33090	143	36051	56		

* CHANGE

EFFECTIVE

ISSUED BY THE PUBLIC UTILITIES COMMISSION OF THE STATE OF CALIFORNIA.
 CORRECTION 1568 SAN FRANCISCO, CALIFORNIA.

* SECTION 6 - ZONE RATES IN CENTS PER TON (CONTINUED)

COMMODITIES AS DESCRIBED IN ITEM 60
 FROM RIVERSIDE COUNTY PRODUCTION AREA 33-G
 TO THE DELIVERY ZONES SET FORTH BELOW

ZONE	RATE	ZONE	RATE	ZONE	RATE	ZONE	RATE	ZONE	RATE
19327	134	30031	117	33035	62	33070	172	36001	137
19328	129	33001	166	33036	99	33071	185	36002	126
19329	125	33002	163	33037	103	33072	183	36003	130
19330	122	33003	153	33038	112	33073	173	36004	128
19331	122	33004	158	33039	121	33074	166	36005	128
19332	128	33005	80	33040	109	33075	136	36006	124
19352	112	33006	78	33041	93	33076	129	36007	117
19353	109	33007	86	33042	88	33077	122	36008	117
19354	114	33008	86	33043	79	33078	134	36009	124
19355	104	33009	91	33044	65	33079	132	36010	127
19356	105	33010	78	33045	53	33080	133	36011	125
19357	95	33011	70	33046	46	33081	133	36012	113
19358	94	33012	79	33047	32	33082	144	36013	112
19359	104	33013	79	33048	38	33083	191	36014	117
19360	108	33014	85	33049	45	33084	181	36015	119
19361	109	33015	75	33050	39	33085	169	36016	124
19397	121	33016	73	33051	79	33086	158	36017	116
19398	115	33017	118	33052	88	33087	150	36018	112
19399	109	33018	108	33053	101	33088	142	36019	106
30001	98	33019	102	33054	101	33089	136	36020	102
30002	106	33020	64	33055	150	33090	136	36021	108
30003	115	33021	65	33056	136	33091	143	36022	107
30009	118	33022	63	33057	135	33092	142	36023	114
30010	97	33023	60	33058	126	33093	149	36024	120
30011	93	33024	57	33059	117	33094	157	36025	112
30012	110	33025	68	33060	109	33095	163	36026	111
30013	118	33026	75	33061	105	33096	173	36027	107
30021	118	33027	64	33062	97	33097	161	36028	116
30022	106	33028	61	33063	47	33098	153	36029	124
30023	101	33029	58	33064	51	33099	147	36030	131
30024	96	33030	49	33065	114	33100	154	36031	115
30025	85	33031	53	33066	122	33101	153	36032	116
30028	104	33032	44	33067	159	33102	159	36033	131
30029	106	33033	46	33068	164	33103	166	36034	122
30030	111	33034	55	33069	168	33104	151	36035	111

* CHANGE

EFFECTIVE

ISSUED BY THE PUBLIC UTILITIES COMMISSION OF THE STATE OF CALIFORNIA.
 CORRECTION 1569
 SAN FRANCISCO, CALIFORNIA.

MINIMUM RATE TARIFF 17

* SECTION 6 - ZONE RATES IN CENTS PER TON (CONTINUED)

COMMODITIES AS DESCRIBED IN ITEM 60

FROM RIVERSIDE COUNTY PRODUCTION AREA 33-G
TO THE DELIVERY ZONES SET FORTH BELOW

ZONE	RATE	ZONE	RATE
36036	103	36071	135
36037	100	36072	109
36038	103	36073	83
36039	106	36074	83
36040	115	36075	92
36041	112	36076	87
36042	101	36077	79
36043	98	36078	77
36044	96	36079	81
36045	97	36080	87
36046	103	36081	92
36047	106	36082	96
36048	110	36083	88
36049	102	36084	86
36050	99	36085	81
36051	98	36086	74
36052	87	36087	69
36053	85	36088	67
36054	84	36089	74
36055	93	36090	81
36056	100	36091	80
36057	108	36092	72
36058	98		
36059	96		
36060	91		
36061	101		
36062	112		
36063	121		
36064	126		
36065	133		
36066	138		
36067	143		
36068	151		
36069	152		
36070	148		

* CHANGE

EFFECTIVE

ISSUED BY THE PUBLIC UTILITIES COMMISSION OF THE STATE OF CALIFORNIA,
CORRECTION 1570 SAN FRANCISCO, CALIFORNIA.

MINIMUM RATE TARIFF 17

* SECTION 6 - ZONE RATES IN CENTS PER TON (CONTINUED)

COMMODITIES AS DESCRIBED IN ITEM 60

FROM RIVERSIDE COUNTY PRODUCTION AREA 33-0
TO THE DELIVERY ZONES SET FORTH BELOW

ZONE	RATE	ZONE	RATE	ZONE	RATE	ZONE	RATE	ZONE	RATE
19327	105	19431	145	30017	131	30052	111	30095	160
19328	101	19437	140	30018	125	30053	119	30096	148
19329	97	19438	135	30019	119	30054	119	30097	167
19330	94	19439	117	30020	110	30055	121	30098	174
19331	94	19440	123	30021	102	30056	129	30099	143
19332	100	19441	128	30022	90	30057	140	30100	153
19352	83	19442	138	30023	85	30058	146	30101	161
19353	81	19450	136	30024	79	30059	150	30102	171
19354	86	19451	127	30025	68	30060	146	30103	182
19355	76	19452	119	30026	101	30061	137	30116	179
19356	77	19453	136	30027	97	30062	128	30117	189
19357	67	19454	144	30028	88	30063	124	30118	191
19358	66	19460	158	30029	90	30064	111	33010	82
19359	75	19461	148	30030	95	30065	108	33011	76
19360	80	19462	144	30031	101	30066	117	33012	85
19361	81	19463	149	30032	107	30067	138	33013	91
19397	92	19467	151	30033	118	30068	128	33014	102
19398	87	19468	149	30034	129	30069	133	33015	92
19399	80	19469	140	30035	134	30070	132	33016	90
19401	124	30001	82	30036	141	30071	125	33020	82
19402	115	30002	90	30037	145	30072	123	33021	82
19403	106	30003	99	30038	136	30073	114	33022	80
19404	88	30004	108	30039	145	30074	122	33023	77
19405	98	30005	113	30040	133	30075	131	33024	74
19406	104	30006	122	30041	129	30076	137	33025	85
19407	108	30007	118	30042	123	30077	142	33026	81
19408	109	30008	106	30043	117	30078	135	33027	70
19423	145	30009	102	30044	109	30079	135	33028	67
19424	141	30010	81	30045	109	30080	133	33029	53
19425	133	30011	77	30046	101	30081	121	33030	56
19426	125	30012	94	30047	96	30090	138	33031	60
19427	119	30013	102	30048	100	30091	150	33032	50
19428	125	30014	104	30049	113	30092	142	33033	63
19429	140	30015	113	30050	104	30093	142	33034	73
19430	151	30016	123	30051	100	30094	151	33035	79

* CHANGE

EFFECTIVE

ISSUED BY THE PUBLIC UTILITIES COMMISSION OF THE STATE OF CALIFORNIA,
CORRECTION 1571

SAN FRANCISCO, CALIFORNIA.

MINIMUM RATE TARIFF 17

* SECTION 6 - ZONE RATES IN CENTS PER TON (CONTINUED)

COMMODITIES AS DESCRIBED IN ITEM 60

FROM RIVERSIDE COUNTY PRODUCTION AREA 33-0
TO THE DELIVERY ZONES SET FORTH BELOW

ZONE	RATE	ZONE	RATE
33041	110	36054	88
33042	105	36055	97
33043	96	36056	104
33044	82	36076	93
33045	71	36077	83
33046	64	36078	73
33047	55	36079	65
33048	45	36080	59
33049	51	36081	64
33050	48	36082	68
33063	61	36083	60
33064	61	36084	57
36012	117	36085	52
36013	110	36086	60
36014	102	36087	73
36015	95	36088	51
36016	99	36089	45
36017	91	36090	53
36018	87	36091	52
36019	95	36092	43
36020	100		
36021	106		
36022	111		
36042	105		
36043	99		
36044	93		
36045	87		
36046	78		
36047	81		
36048	81		
36049	74		
36050	70		
36051	69		
36052	78		
36053	81		

* CHANGE

EFFECTIVE

ISSUED BY THE PUBLIC UTILITIES COMMISSION OF THE STATE OF CALIFORNIA.
CORRECTION 1572

SAN FRANCISCO, CALIFORNIA.

MINIMUM RATE TARIFF 17

* SECTION 7 - ZONE RATES IN CENTS PER TON (CONTINUED)

COMMODITIES AS DESCRIBED IN ITEM 60

FROM SAN BERNARDINO COUNTY PRODUCTION AREA 36-A
TO THE DELIVERY ZONES SET FORTH BELOW

ZONE	RATE	ZONE	RATE	ZONE	RATE	ZONE	RATE	ZONE	RATE
33001	131	33036	91	33071	177	36002	54	36037	44
33002	129	33037	96	33072	176	36003	58	36038	49
33003	118	33038	104	33073	178	36004	56	36039	47
33004	123	33039	113	33074	171	36005	56	36040	54
33005	65	33040	101	33075	141	36006	52	36041	61
33006	64	33041	97	33076	134	36007	45	36042	69
33007	70	33042	102	33077	126	36008	45	36043	76
33008	78	33043	111	33078	139	36009	41	36044	82
33009	83	33044	104	33079	136	36010	49	36045	89
33010	88	33045	85	33080	138	36011	56	36046	97
33011	95	33046	91	33081	138	36012	64	36047	104
33012	96	33047	103	33082	149	36013	78	36048	109
33013	89	33048	118	33083	192	36014	90	36049	119
33014	77	33049	121	33084	186	36015	101	36050	112
33015	74	33050	119	33085	174	36016	107	36051	104
33016	71	33051	117	33086	163	36017	104	36052	95
33017	110	33052	113	33087	155	36018	96	36053	87
33018	100	33053	106	33088	147	36019	89	36054	83
33019	95	33054	106	33089	141	36020	81	36055	74
33020	78	33055	155	33090	141	36021	75	36056	67
33021	82	33056	141	33091	148	36022	66	36057	63
33022	90	33057	139	33092	147	36023	53	36058	58
33023	95	33058	131	33093	154	36024	44	36059	54
33024	102	33059	122	33094	161	36025	35	36060	48
33025	94	33060	114	33095	168	36026	32	36061	55
33026	101	33061	114	33096	178	36027	38	36062	66
33027	110	33062	124	33097	166	36028	46	36063	75
33028	109	33063	127	33098	158	36029	54	36064	80
33029	120	33064	131	33099	152	36030	67	36065	87
33030	126	33065	118	33100	159	36031	68	36066	92
33031	120	33066	127	33101	158	36032	53	36067	97
33032	120	33067	164	33102	163	36033	85	36068	105
33033	96	33068	168	33103	171	36034	76	36069	106
33034	87	33069	160	33104	144	36035	65	36070	102
33035	80	33070	164	36001	65	36036	54	36071	88

* CHANGE

EFFECTIVE

ISSUED BY THE PUBLIC UTILITIES COMMISSION OF THE STATE OF CALIFORNIA.
CORRECTION 1573

SAN FRANCISCO, CALIFORNIA.

MINIMUM RATE TARIFF 17

♦ SECTION 7 - ZONE RATES IN CENTS PER TON (CONTINUED)

COMMODITIES AS DESCRIBED IN ITEM 60

FROM SAN BERNARDINO COUNTY PRODUCTION AREA 36-A
TO THE DELIVERY ZONES SET FORTH BELOW

ZONE	RATE	ZONE	RATE
36072	68	36315	202
36073	55	36316	213
36074	58	36317	225
36075	62	36318	234
36076	87	36319	243
36077	86	36320	253
36078	94	36321	260
36079	101	36322	258
36080	113	36323	247
36081	122	36324	235
36082	127	36325	224
36083	132	36326	145
36084	125	36327	130
36085	116	36328	117
36086	109	36329	105
36087	102	36330	92
36088	114	36331	79
36089	122	36332	67
36090	139		
36091	138		
36092	148		
36301	70		
36302	83		
36303	95		
36304	109		
36305	124		
36306	139		
36307	151		
36308	160		
36309	169		
36310	160		
36311	157		
36312	167		
36313	179		
36314	191		

♦ CHANGE

EFFECTIVE

ISSUED BY THE PUBLIC UTILITIES COMMISSION OF THE STATE OF CALIFORNIA,
CORRECTION 1574 SAN FRANCISCO, CALIFORNIA.

MINIMUM RATE TARIFF 17

* SECTION 7 - ZONE RATES IN CENTS PER TON (CONTINUED)

COMMODITIES AS DESCRIBED IN ITEM 60

FROM SAN BERNARDINO COUNTY PRODUCTION AREA 36-8
TO THE DELIVERY ZONES SET FORTH BELOW

ZONE	RATE	ZONE	RATE	ZONE	RATE	ZONE	RATE	ZONE	RATE
33001	133	33036	67	33071	153	36002	81	36037	55
33002	130	33037	72	33072	152	36003	85	36038	46
33003	120	33038	80	33073	154	36004	83	36039	45
33004	124	33039	89	33074	147	36005	84	36040	54
33005	44	33040	77	33075	117	36006	79	36041	64
33006	36	33041	74	33076	110	36007	72	36042	73
33007	32	33042	78	33077	102	36008	72	36043	71
33008	38	33043	88	33078	115	36009	58	36044	80
33009	47	33044	80	33079	113	36010	66	36045	84
33010	65	33045	61	33080	114	36011	72	36046	90
33011	68	33046	67	33081	114	36012	80	36047	93
33012	60	33047	79	33082	125	36013	93	36048	97
33013	53	33048	94	33083	168	36014	101	36049	103
33014	41	33049	97	33084	162	36015	107	36050	96
33015	46	33050	96	33085	150	36016	111	36051	88
33016	47	33051	93	33086	139	36017	103	36052	80
33017	86	33052	89	33087	131	36018	99	36053	71
33018	77	33053	82	33088	123	36019	93	36054	69
33019	71	33054	82	33089	117	36020	86	36055	59
33020	54	33055	131	33090	117	36021	80	36056	51
33021	59	33056	117	33091	124	36022	76	36057	47
33022	66	33057	115	33092	123	36023	67	36058	37
33023	70	33058	107	33093	130	36024	59	36059	35
33024	78	33059	98	33094	138	36025	51	36060	49
33025	58	33060	90	33095	145	36026	61	36061	56
33026	65	33061	90	33096	155	36027	63	36062	67
33027	74	33062	100	33097	142	36028	71	36063	76
33028	80	33063	104	33098	134	36029	79	36064	82
33029	95	33064	107	33099	128	36030	86	36065	88
33030	91	33065	95	33100	135	36031	70	36066	93
33031	91	33066	103	33101	134	36032	72	36067	99
33032	97	33067	140	33102	140	36033	86	36068	107
33033	72	33068	144	33103	147	36034	77	36069	108
33034	63	33069	136	33104	120	36035	66	36070	103
33035	56	33070	141	36001	92	36036	58	36071	90

* CHANGE

EFFECTIVE

ISSUED BY THE PUBLIC UTILITIES COMMISSION OF THE STATE OF CALIFORNIA.
CORRECTION 1575

SAN FRANCISCO, CALIFORNIA.

MINIMUM RATE TARIFF 17

* SECTION 7 - ZONE RATES IN CENTS PER TON (CONTINUED)

COMMODITIES AS DESCRIBED IN ITEM 60

FROM SAN BERNARDINO COUNTY PRODUCTION AREA 36-B
TO THE DELIVERY ZONES SET FORTH BELOW

ZONE	RATE	ZONE	RATE
36072	69	36315	226
36073	43	36316	236
36074	43	36317	248
36075	36	36318	257
36076	71	36319	266
36077	71	36320	276
36078	78	36321	283
36079	86	36322	281
36080	93	36323	270
36081	101	36324	258
36082	109	36325	247
36083	108	36326	168
36084	100	36327	153
36085	91	36328	140
36086	85	36329	128
36087	77	36330	115
36088	89	36331	102
36089	97	36332	90
36090	114		
36091	114		
36092	114		
36301	97		
36302	110		
36303	122		
36304	136		
36305	151		
36306	166		
36307	178		
36308	187		
36309	196		
36310	183		
36311	180		
36312	190		
36313	202		
36314	214		

* CHANGE

EFFECTIVE

ISSUED BY THE PUBLIC UTILITIES COMMISSION OF THE STATE OF CALIFORNIA,
CORRECTION 1576 SAN FRANCISCO, CALIFORNIA.

MINIMUM RATE TARIFF 17

* SECTION 7 - ZONE RATES IN CENTS PER TON (CONTINUED)

COMMODITIES AS DESCRIBED IN ITEM 60

FROM SAN BERNARDINO COUNTY PRODUCTION AREA 36-D
TO THE DELIVERY ZONES SET FORTH BELOW

ZONE	RATE	ZONE	RATE	ZONE	RATE	ZONE	RATE	ZONE	RATE
33001	103	33036	95	33071	181	36002	68	36037	53
33002	100	33037	100	33072	180	36003	80	36038	61
33003	90	33038	109	33073	182	36004	78	36039	76
33004	94	33039	117	33074	175	36005	49	36040	84
33005	69	33040	105	33075	145	36006	52	36041	94
33006	68	33041	102	33076	138	36007	61	36042	104
33007	74	33042	106	33077	131	36008	67	36043	102
33008	82	33043	116	33078	143	36009	74	36044	111
33009	88	33044	108	33079	141	36010	85	36045	114
33010	103	33045	89	33080	142	36011	92	36046	121
33011	109	33046	96	33081	142	36012	100	36047	124
33012	100	33047	107	33082	153	36013	114	36048	128
33013	93	33048	122	33083	196	36014	131	36049	133
33014	82	33049	125	33084	190	36015	137	36050	126
33015	78	33050	124	33085	178	36016	142	36051	119
33016	75	33051	122	33086	167	36017	134	36052	110
33017	114	33052	117	33087	159	36018	130	36053	102
33018	105	33053	110	33088	151	36019	124	36054	100
33019	99	33054	111	33089	145	36020	117	36055	89
33020	82	33055	159	33090	145	36021	111	36056	81
33021	87	33056	145	33091	152	36022	106	36057	77
33022	95	33057	144	33092	151	36023	90	36058	68
33023	99	33058	135	33093	159	36024	81	36059	59
33024	107	33059	126	33094	166	36025	72	36060	50
33025	99	33060	119	33095	173	36026	62	36061	44
33026	105	33061	118	33096	183	36027	53	36062	38
33027	114	33062	128	33097	170	36028	42	36063	46
33028	120	33063	132	33098	163	36029	33	36064	52
33029	135	33064	135	33099	156	36030	40	36065	58
33030	130	33065	123	33100	163	36031	32	36066	63
33031	134	33066	131	33101	162	36032	38	36067	69
33032	125	33067	168	33102	168	36033	53	36068	77
33033	100	33068	172	33103	175	36034	42	36069	78
33034	91	33069	164	33104	148	36035	32	36070	73
33035	84	33070	169	36001	88	36036	44	36071	60

* CHANGE

EFFECTIVE

ISSUED BY THE PUBLIC UTILITIES COMMISSION OF THE STATE OF CALIFORNIA,
CORRECTION 1577

SAN FRANCISCO, CALIFORNIA.

MINIMUM RATE TARIFF 17

* SECTION 7 - ZONE RATES IN CENTS PER TON (CONTINUED)

COMMODITIES AS DESCRIBED IN ITEM 60

FROM SAN BERNARDINO COUNTY PRODUCTION AREA 36-D
TO THE DELIVERY ZONES SET FORTH BELOW

ZONE	RATE	ZONE	RATE
36072	41	36315	179
36073	59	36316	190
36074	62	36317	201
36075	77	36318	211
36076	102	36319	220
36077	101	36320	230
36078	108	36321	237
36079	116	36322	235
36080	127	36323	224
36081	137	36324	212
36082	142	36325	201
36083	147	36326	122
36084	139	36327	107
36085	130	36328	94
36086	124	36329	82
36087	116	36330	69
36088	128	36331	56
36089	137	36332	44
36090	153		
36091	153		
36092	152		
36301	77		
36302	90		
36303	102		
36304	116		
36305	131		
36306	146		
36307	158		
36308	159		
36309	150		
36310	137		
36311	133		
36312	143		
36313	156		
36314	168		

* CHANGE

EFFECTIVE

ISSUED BY THE PUBLIC UTILITIES COMMISSION OF THE STATE OF CALIFORNIA,
CORRECTION 1578

SAN FRANCISCO, CALIFORNIA.

MINIMUM RATE TARIFF 17

* SECTION 7 - ZONE RATES IN CENTS PER TON (CONTINUED)

COMMODITIES AS DESCRIBED IN ITEM 60

FROM SAN BERNARDINO COUNTY PRODUCTION AREA 36-E
 TO THE DELIVERY ZONES SET FORTH BELOW

ZONE	RATE	ZONE	RATE	ZONE	RATE	ZONE	RATE	ZONE	RATE
19327	113	33021	92	33056	153	33091	160	36022	45
19328	93	33022	90	33057	152	33092	159	36023	37
19329	92	33023	90	33058	143	33093	166	36024	39
19330	101	33024	98	33059	134	33094	174	36025	49
19331	109	33025	78	33060	126	33095	181	36026	60
19332	115	33026	78	33061	126	33096	191	36027	73
19352	99	33027	79	33062	136	33097	178	36028	81
19353	95	33028	82	33063	124	33098	171	36029	89
19354	90	33029	93	33064	124	33099	164	36030	108
19355	102	33030	93	33065	131	33100	171	36031	92
19356	106	33031	93	33066	139	33101	170	36032	83
19357	111	33032	96	33067	176	33102	176	36033	109
19358	110	33033	108	33068	180	33103	183	36034	99
19359	111	33034	96	33069	172	33104	156	36035	89
19360	103	33035	92	33070	177	36001	78	36036	81
19361	108	33036	103	33071	189	36002	86	36037	73
19397	128	33037	108	33072	188	36003	90	36038	65
19398	123	33038	116	33073	190	36004	79	36039	48
19399	116	33039	125	33074	183	36005	90	36040	40
33005	80	33040	113	33075	153	36006	86	36041	39
33006	73	33041	110	33076	146	36007	77	36042	37
33007	63	33042	114	33077	139	36008	69	36043	45
33008	62	33043	124	33078	151	36009	52	36044	51
33009	64	33044	116	33079	149	36010	48	36045	60
33010	61	33045	97	33080	150	36011	41	36046	72
33011	68	33046	103	33081	150	36012	49	36047	79
33012	68	33047	115	33082	161	36013	64	36048	81
33013	75	33048	105	33083	204	36014	72	36049	91
33014	73	33049	107	33084	198	36015	83	36050	85
33015	81	33050	112	33085	186	36016	88	36051	77
33016	83	33051	129	33086	175	36017	80	36052	68
33017	122	33052	125	33087	167	36018	72	36053	60
33018	113	33053	118	33088	159	36019	65	36054	52
33019	107	33054	118	33089	153	36020	58	36055	50
33020	90	33055	167	33090	153	36021	52	36056	42

* CHANGE

EFFECTIVE

ISSUED BY THE PUBLIC UTILITIES COMMISSION OF THE STATE OF CALIFORNIA,
 CORRECTION 1579 SAN FRANCISCO, CALIFORNIA.

MINIMUM RATE TARIFF 17

* SECTION 7 - ZONE RATES IN CENTS PER TON (CONTINUED)

COMMODITIES AS DESCRIBED IN ITEM 60

FROM SAN BERNARDINO COUNTY PRODUCTION AREA 36-E
TO THE DELIVERY ZONES SET FORTH BELOW

ZONE RATE

36057	45
36058	55
36059	65
36060	72
36061	79
36062	89
36063	98
36064	104
36065	110
36071	112
36072	91
36073	78
36074	81
36075	59
36076	60
36077	59
36078	67
36079	74
36080	86
36081	95
36082	100
36083	105
36084	98
36085	89
36086	82
36087	75
36088	87
36089	95
36090	112
36091	111
36092	111

* CHANGE

EFFECTIVE

ISSUED BY THE PUBLIC UTILITIES COMMISSION OF THE STATE OF CALIFORNIA.
CORRECTION 1580 SAN FRANCISCO, CALIFORNIA.

MINIMUM RATE TARIFF 17

* SECTION 7 - ZONE RATES IN CENTS PER TON (CONTINUED)

COMMODITIES AS DESCRIBED IN ITEM 60

FROM SAN BERNARDINO COUNTY PRODUCTION AREA 36-H
 TO THE DELIVERY ZONES SET FORTH BELOW

ZONE	RATE	ZONE	RATE	ZONE	RATE	ZONE	RATE	ZONE	RATE
19192	157	19345	127	19380	120	19427	128	30010	130
19193	164	19346	128	19381	113	19428	134	30011	133
19205	183	19347	122	19382	112	19429	138	30012	134
19206	178	19348	109	19383	110	19430	129	30013	124
19207	165	19349	100	19384	96	19431	129	30014	134
19208	168	19350	88	19385	99	19432	133	30015	139
19222	173	19351	78	19397	79	19433	153	30016	148
19309	136	19352	49	19398	73	19434	147	30017	166
19310	126	19353	45	19399	67	19435	155	30018	156
19319	122	19354	41	19401	97	19436	140	30019	150
19320	114	19355	55	19402	95	19437	138	30020	144
19321	105	19356	56	19403	86	19438	141	30021	143
19322	96	19357	61	19404	67	19439	127	30022	142
19323	91	19358	60	19405	77	19440	136	30023	141
19324	82	19359	61	19406	83	19441	144	30024	144
19325	74	19360	53	19407	88	19442	144	30025	133
19326	66	19361	58	19408	88	19443	146	30026	165
19327	60	19362	85	19409	106	19444	156	30027	161
19328	41	19363	89	19410	100	19445	156	30028	152
19329	40	19364	88	19411	109	19446	167	30029	154
19330	49	19365	93	19412	105	19447	159	30030	159
19331	56	19366	98	19413	114	19448	148	30031	153
19332	65	19367	109	19414	133	19449	157	30032	152
19333	73	19368	114	19415	130	19450	150	30033	152
19334	81	19369	121	19416	139	19451	153	30034	158
19335	90	19370	128	19417	147	19452	145	30035	175
19336	96	19371	136	19418	150	30001	123	30036	168
19337	117	19372	153	19419	146	30002	119	30037	171
19338	127	19373	166	19420	142	30003	108	30038	173
19339	134	19374	155	19421	140	30004	117	30039	184
19340	133	19375	148	19422	126	30005	122	30040	176
19341	152	19376	140	19423	126	30006	131	30041	187
19342	157	19377	135	19424	137	30007	127	30042	170
19343	143	19378	131	19425	141	30008	116	30043	163
19344	138	19379	134	19426	134	30009	113	30044	161

* CHANGE

EFFECTIVE

ISSUED BY THE PUBLIC UTILITIES COMMISSION OF THE STATE OF CALIFORNIA.
 CORRECTION 1581 SAN FRANCISCO, CALIFORNIA.

MINIMUM RATE TARIFF 17

* SECTION 7 - ZONE RATES IN CENTS PER TON (CONTINUED)

COMMODITIES AS DESCRIBED IN ITEM 60

FROM SAN BERNARDINO COUNTY PRODUCTION AREA 36-H
 TO THE DELIVERY ZONES SET FORTH BELOW

ZONE	RATE	ZONE	RATE	ZONE	RATE	ZONE	RATE	ZONE	RATE
30045	173	30080	197	33021	117	33060	163	36031	133
30046	166	30081	185	33022	105	33061	163	36032	135
30047	160	30090	203	33023	105	33062	162	36033	149
30048	165	30091	214	33024	112	33063	125	36034	140
30049	178	30092	207	33025	93	33064	125	36035	129
30050	169	30093	207	33026	93	36001	126	36036	121
30051	164	30094	215	33027	87	36002	134	36037	118
30052	175	30095	224	33028	84	36003	138	36038	109
30053	183	30096	213	33029	83	36004	127	36039	102
30054	173	30097	231	33030	96	36005	138	36040	89
30055	171	30098	238	33031	96	36006	134	36041	81
30056	179	30099	207	33032	99	36007	125	36042	69
30057	195	30100	217	33033	122	36008	117	36043	63
30058	185	30101	225	33034	110	36009	100	36044	57
30059	196	30102	236	33035	128	36010	96	36045	51
30060	205	30103	246	33036	140	36011	89	36046	42
30061	185	30116	243	33037	144	36012	77	36047	35
30062	179	30117	253	33038	153	36013	66	36048	32
30063	188	30118	256	33039	162	36014	57	36049	43
30064	175	33005	121	33040	150	36015	51	36050	46
30065	172	33006	113	33041	146	36016	47	36051	50
30066	181	33007	104	33042	150	36017	34	36052	51
30067	202	33008	103	33043	143	36018	43	36053	57
30068	192	33009	102	33044	130	36019	51	36054	63
30069	198	33010	73	33045	118	36020	58	36055	70
30070	197	33011	78	33046	117	36021	65	36056	77
30071	189	33012	83	33047	119	36022	71	36057	86
30072	187	33013	91	33048	107	36023	79	36058	96
30073	178	33014	104	33049	97	36024	88	36059	106
30074	186	33015	116	33050	112	36025	97	36060	112
30075	195	33016	120	33051	143	36026	109	36061	119
30076	190	33017	159	33052	152	36027	126	36062	130
30077	192	33018	149	33053	155	36028	134	36063	139
30078	199	33019	143	33054	155	36029	142	36064	145
30079	199	33020	126	33059	171	36030	149	36065	151

* CHANGE

EFFECTIVE

ISSUED BY THE PUBLIC UTILITIES COMMISSION OF THE STATE OF CALIFORNIA,
 CORRECTION 1582 SAN FRANCISCO, CALIFORNIA.

MINIMUM RATE TARIFF 17

* SECTION 7 - ZONE RATES IN CENTS PER TON (CONTINUED)

COMMODITIES AS DESCRIBED IN ITEM 60

FROM SAN BERNARDINO COUNTY PRODUCTION AREA 36-H
TO THE DELIVERY ZONES SET FORTH BELOW

ZONE	RATE
36072	132
36073	119
36074	122
36075	100
36076	76
36077	69
36078	64
36079	64
36080	56
36081	48
36082	53
36083	59
36084	55
36085	62
36086	69
36087	72
36088	75
36089	70
36090	65
36091	65
36092	66

* CHANGE

EFFECTIVE

ISSUED BY THE PUBLIC UTILITIES COMMISSION OF THE STATE OF CALIFORNIA,
CORRECTION 1583

SAN FRANCISCO, CALIFORNIA.

MINIMUM RATE TARIFF 17

* SECTION 7 - ZONE RATES IN CENTS PER TON (CONTINUED)

COMMODITIES AS DESCRIBED IN ITEM 60

FROM SAN BERNARDINO COUNTY PRODUCTION AREA 36-I
TO THE DELIVERY ZONES SET FORTH BELOW

ZONE	RATE	ZONE	RATE	ZONE	RATE	ZONE	RATE	ZONE	RATE
33001	149	33036	109	33071	195	36002	62	36037	62
33002	147	33037	114	33072	194	36003	66	36038	62
33003	136	33038	123	33073	196	36004	55	36039	50
33004	141	33039	131	33074	189	36005	66	36040	57
33005	83	33040	119	33075	159	36006	62	36041	58
33006	75	33041	116	33076	153	36007	53	36042	65
33007	68	33042	120	33077	145	36008	45	36043	71
33008	75	33043	130	33078	157	36009	32	36044	77
33009	85	33044	122	33079	155	36010	32	36045	85
33010	87	33045	103	33080	156	36011	44	36046	93
33011	94	33046	110	33081	156	36012	53	36047	100
33012	94	33047	121	33082	167	36013	66	36048	105
33013	90	33048	136	33083	210	36014	78	36049	117
33014	79	33049	140	33084	205	36015	90	36050	110
33015	85	33050	138	33085	192	36016	96	36051	103
33016	89	33051	136	33086	181	36017	95	36052	94
33017	128	33052	131	33087	173	36018	87	36053	86
33018	119	33053	124	33088	165	36019	79	36054	78
33019	113	33054	125	33089	159	36020	69	36055	75
33020	96	33055	173	33090	159	36021	64	36056	67
33021	101	33056	159	33091	166	36022	54	36057	66
33022	109	33057	158	33092	165	36023	48	36058	61
33023	113	33058	149	33093	173	36024	39	36059	68
33024	121	33059	140	33094	180	36025	38	36060	66
33025	96	33060	133	33095	187	36026	42	36061	73
33026	104	33061	132	33096	197	36027	56	36062	84
33027	105	33062	142	33097	184	36028	64	36063	93
33028	108	33063	146	33098	177	36029	73	36064	99
33029	119	33064	150	33099	170	36030	86	36065	105
33030	119	33065	137	33100	177	36031	87	36066	110
33031	119	33066	145	33101	176	36032	71	36067	116
33032	122	33067	182	33102	182	36033	103	36068	124
33033	114	33068	186	33103	189	36034	94	36069	125
33034	105	33069	178	33104	162	36035	84	36070	120
33035	98	33070	183	36001	59	36036	73	36071	107

* CHANGE

EFFECTIVE

ISSUED BY THE PUBLIC UTILITIES COMMISSION OF THE STATE OF CALIFORNIA,
CORRECTION 1584

SAN FRANCISCO, CALIFORNIA.

* SECTION 7 - ZONE RATES IN CENTS PER TON (CONTINUED)

COMMODITIES AS DESCRIBED IN ITEM 60

FROM SAN BERNARDINO COUNTY PRODUCTION AREA 36-I
 TO THE DELIVERY ZONES SET FORTH BELOW

ZONE	RATE	ZONE	RATE
36072	86	36315	216
36073	73	36316	227
36074	76	36317	238
36075	65	36318	248
36076	86	36319	257
36077	85	36320	267
36078	92	36321	274
36079	100	36322	272
36080	111	36323	261
36081	121	36324	249
36082	125	36325	238
36083	131	36326	159
36084	123	36327	144
36085	114	36328	131
36086	108	36329	119
36087	100	36330	106
36088	112	36331	93
36089	121	36332	81
36090	137		
36091	137		
36092	137		
36301	78		
36302	91		
36303	103		
36304	117		
36305	132		
36306	147		
36307	159		
36308	168		
36309	177		
36310	174		
36311	170		
36312	180		
36313	193		
36314	205		

* CHANGE

EFFECTIVE

ISSUED BY THE PUBLIC UTILITIES COMMISSION OF THE STATE OF CALIFORNIA,
 CORRECTION 1585 SAN FRANCISCO, CALIFORNIA.

CANCELS

MINIMUM RATE TARIFF 17

* SECTION 7 - ZONE RATES IN CENTS PER TON (CONTINUED)

COMMODITIES AS DESCRIBED IN ITEM 60

FROM SAN BERNARDINO COUNTY PRODUCTION AREA 36-L
TO THE DELIVERY ZONES SET FORTH BELOW

ZONE	RATE	ZONE	RATE	ZONE	RATE	ZONE	RATE	ZONE	RATE
19192	165	19344	146	19379	143	19426	143	30009	121
19193	173	19345	135	19380	128	19427	137	30010	139
19206	186	19346	137	19381	122	19428	143	30011	141
19207	173	19347	130	19382	120	19429	147	30012	142
19208	177	19348	118	19383	118	19430	137	30013	133
19222	181	19349	109	19384	104	19431	137	30014	143
19230	227	19350	96	19385	108	19432	141	30015	147
19249	237	19351	87	19397	87	19433	162	30016	156
19309	138	19352	57	19398	82	19434	155	30017	175
19310	128	19353	54	19399	75	19435	164	30018	165
19319	124	19354	49	19401	106	19436	149	30019	158
19320	115	19355	63	19402	103	19437	147	30020	153
19321	107	19356	65	19403	94	19438	150	30021	152
19322	97	19357	69	19404	76	19439	135	30022	150
19323	93	19358	68	19405	86	19440	145	30023	150
19324	84	19359	69	19406	91	19441	153	30024	151
19325	76	19360	62	19407	96	19442	152	30025	140
19326	68	19361	66	19408	97	19443	154	30026	173
19327	62	19362	93	19409	115	19444	164	30027	169
19328	33	19363	98	19410	109	19445	165	30028	159
19329	38	19364	97	19411	118	19446	175	30029	162
19330	51	19365	101	19412	113	19447	168	30030	167
19331	58	19366	107	19413	122	19448	157	30031	162
19332	67	19367	118	19414	141	19449	165	30032	160
19333	76	19368	123	19415	138	19450	159	30033	161
19334	83	19369	129	19416	147	19451	161	30034	167
19335	92	19370	137	19417	155	19452	153	30035	184
19336	99	19371	145	19418	159	30001	132	30036	176
19337	112	19372	161	19419	154	30002	128	30037	180
19338	123	19373	175	19420	150	30003	117	30038	182
19339	134	19374	163	19421	148	30004	126	30039	193
19340	142	19375	157	19422	135	30005	131	30040	184
19341	161	19376	148	19423	134	30006	140	30041	196
19342	166	19377	144	19424	145	30007	135	30042	178
19343	151	19378	139	19425	150	30008	124	30043	172

* CHANGE

EFFECTIVE

ISSUED BY THE PUBLIC UTILITIES COMMISSION OF THE STATE OF CALIFORNIA,
CORRECTION 1586

SAN FRANCISCO, CALIFORNIA.

MINIMUM RATE TARIFF 17

* SECTION 7 - ZONE RATES IN CENTS PER TON (CONTINUED)

COMMODITIES AS DESCRIBED IN ITEM 60

FROM SAN BERNARDINO COUNTY PRODUCTION AREA 36-L
 TO THE DELIVERY ZONES SET FORTH BELOW

ZONE	RATE	ZONE	RATE	ZONE	RATE	ZONE	RATE	ZONE	RATE
30044	170	30079	206	33020	130	33055	208	36026	108
30045	180	30080	204	33021	121	33056	194	36027	122
30046	173	30081	192	33022	109	33057	192	36028	129
30047	168	30090	210	33023	109	33058	183	36029	138
30048	172	30091	221	33024	117	33059	175	36030	153
30049	185	30092	214	33025	97	33060	167	36031	137
30050	176	30093	214	33026	97	33061	167	36032	132
30051	172	30094	222	33027	91	33062	166	36033	153
30052	183	30095	232	33028	88	33063	129	36034	144
30053	191	30096	220	33029	87	33064	129	36035	134
30054	190	30097	239	33030	100	36001	122	36036	125
30055	180	30098	245	33031	100	36002	129	36037	122
30056	187	30099	214	33032	103	36003	133	36038	113
30057	204	30100	224	33033	126	36004	122	36039	101
30058	194	30101	233	33034	114	36005	133	36040	89
30059	204	30102	243	33035	132	36006	129	36041	82
30060	213	30103	254	33036	144	36007	120	36042	70
30061	194	30116	251	33037	148	36008	112	36043	64
30062	187	30117	261	33038	157	36009	96	36044	58
30063	195	30118	263	33039	166	36010	91	36045	50
30064	182	33005	125	33040	154	36011	84	36046	43
30065	180	33006	117	33041	150	36012	72	36047	39
30066	189	33007	108	33042	154	36013	58	36048	38
30067	210	33008	107	33043	147	36014	49	36049	52
30068	200	33009	106	33044	134	36015	42	36050	54
30069	205	33010	77	33045	122	36016	38	36051	54
30070	204	33011	82	33046	121	36017	32	36052	55
30071	197	33012	87	33047	123	36018	38	36053	61
30072	195	33013	95	33048	111	36019	45	36054	67
30073	186	33014	108	33049	101	36020	54	36055	74
30074	194	33015	120	33050	117	36021	65	36056	81
30075	202	33016	124	33051	147	36022	70	36057	90
30076	199	33017	163	33052	156	36023	78	36058	100
30077	201	33018	153	33053	159	36024	87	36059	110
30078	206	33019	147	33054	159	36025	97	36060	116

* CHANGE

EFFECTIVE

ISSUED BY THE PUBLIC UTILITIES COMMISSION OF THE STATE OF CALIFORNIA,
 CORRECTION 1587 SAN FRANCISCO, CALIFORNIA.

MINIMUM RATE TARIFF 17

* SECTION 7 - ZONE RATES IN CENTS PER TON (CONTINUED)

COMMODITIES AS DESCRIBED IN ITEM 60

FROM SAN BERNARDINO COUNTY PRODUCTION AREA 36-L
TO THE DELIVERY ZONES SET FORTH BELOW

ZONE	RATE
36061	123
36062	134
36063	143
36064	149
36065	155
36071	157
36072	136
36073	123
36074	126
36075	104
36076	80
36077	73
36078	68
36079	68
36080	61
36081	57
36082	61
36083	67
36084	64
36085	67
36086	76
36087	76
36088	80
36089	76
36090	74
36091	73
36092	75

* CHANGE

EFFECTIVE

ISSUED BY THE PUBLIC UTILITIES COMMISSION OF THE STATE OF CALIFORNIA.
CORRECTION 1588

SAN FRANCISCO, CALIFORNIA.

* SECTION 7 - ZONE RATES IN CENTS PER TON (CONTINUED)

COMMODITIES AS DESCRIBED IN ITEM 60

FROM SAN BERNARDINO COUNTY PRODUCTION AREA 36-M
TO THE DELIVERY ZONES SET FORTH BELOW

ZONE	RATE	ZONE	RATE	ZONE	RATE	ZONE	RATE	ZONE	RATE
19192	176	19344	157	19379	153	19426	153	30009	131
19193	183	19345	145	19380	138	19427	147	30010	149
19206	196	19346	147	19381	132	19428	153	30011	147
19207	184	19347	140	19382	130	19429	157	30012	152
19208	187	19348	128	19383	128	19430	147	30013	143
19222	192	19349	119	19384	114	19431	148	30014	153
19230	238	19350	107	19385	118	19432	151	30015	157
19249	247	19351	97	19397	97	19433	172	30016	167
19309	154	19352	68	19398	92	19434	165	30017	185
19310	143	19353	64	19399	85	19435	174	30018	175
19319	139	19354	59	19401	116	19436	159	30019	169
19320	131	19355	73	19402	113	19437	157	30020	163
19321	122	19356	75	19403	104	19438	160	30021	162
19322	113	19357	80	19404	86	19439	145	30022	160
19323	108	19358	79	19405	96	19440	155	30023	154
19324	99	19359	79	19406	101	19441	163	30024	149
19325	91	19360	72	19407	106	19442	162	30025	138
19326	84	19361	77	19408	107	19443	164	30026	171
19327	78	19362	103	19409	125	19444	175	30027	167
19328	51	19363	108	19410	119	19445	175	30028	158
19329	55	19364	107	19411	128	19446	185	30029	160
19330	66	19365	111	19412	124	19447	178	30030	165
19331	74	19366	117	19413	132	19448	167	30031	171
19332	84	19367	128	19414	151	19449	175	30032	171
19333	92	19368	133	19415	148	19450	169	30033	171
19334	100	19369	139	19416	158	19451	171	30034	177
19335	108	19370	147	19417	165	19452	163	30035	194
19336	115	19371	155	19418	169	30001	142	30036	186
19337	127	19372	171	19419	164	30002	138	30037	190
19338	146	19373	185	19420	160	30003	127	30038	192
19339	153	19374	173	19421	158	30004	136	30039	203
19340	152	19375	167	19422	145	30005	141	30040	194
19341	171	19376	159	19423	144	30006	150	30041	199
19342	176	19377	154	19424	155	30007	145	30042	192
19343	161	19378	149	19425	160	30008	134	30043	187

* CHANGE

EFFECTIVE

ISSUED BY THE PUBLIC UTILITIES COMMISSION OF THE STATE OF CALIFORNIA.
CORRECTION 1589

SAN FRANCISCO, CALIFORNIA.

* SECTION 7 - ZONE RATES IN CENTS PER TON (CONTINUED)

COMMODITIES AS DESCRIBED IN ITEM 60

FROM SAN BERNARDINO COUNTY PRODUCTION AREA 36-M
 TO THE DELIVERY ZONES SET FORTH BELOW

ZONE	RATE	ZONE	RATE	ZONE	RATE	ZONE	RATE	ZONE	RATE
30044	179	30079	204	33020	128	33055	206	36026	103
30045	178	30080	202	33021	119	33056	192	36027	117
30046	171	30081	190	33022	107	33057	190	36028	125
30047	166	30090	208	33023	107	33058	182	36029	133
30048	170	30091	219	33024	114	33059	173	36030	151
30049	183	30092	212	33025	95	33060	165	36031	135
30050	174	30093	212	33026	95	33061	165	36032	128
30051	170	30094	220	33027	89	33062	164	36033	151
30052	181	30095	230	33028	86	33063	127	36034	142
30053	189	30096	218	33029	85	33064	127	36035	131
30054	188	30097	237	33030	98	36001	115	36036	123
30055	191	30098	243	33031	98	36002	123	36037	120
30056	199	30099	212	33032	101	36003	127	36038	111
30057	210	30100	222	33033	124	36004	116	36039	96
30058	204	30101	231	33034	112	36005	127	36040	84
30059	214	30102	241	33035	130	36006	123	36041	77
30060	216	30103	252	33036	142	36007	114	36042	66
30061	207	30116	249	33037	146	36008	106	36043	59
30062	198	30117	259	33038	155	36009	89	36044	53
30063	193	30118	261	33039	164	36010	85	36045	48
30064	181	33005	123	33040	152	36011	78	36046	41
30065	177	33006	115	33041	148	36012	65	36047	44
30066	187	33007	106	33042	152	36013	54	36048	49
30067	208	33008	105	33043	145	36014	45	36049	62
30068	198	33009	104	33044	132	36015	39	36050	57
30069	203	33010	75	33045	120	36016	44	36051	52
30070	202	33011	80	33046	119	36017	37	36052	53
30071	195	33012	85	33047	121	36018	32	36053	59
30072	193	33013	93	33048	109	36019	36	36054	65
30073	184	33014	106	33049	99	36020	45	36055	72
30074	192	33015	118	33050	115	36021	60	36056	79
30075	200	33016	122	33051	145	36022	66	36057	88
30076	207	33017	161	33052	154	36023	74	36058	98
30077	212	33018	151	33053	157	36024	82	36059	108
30078	204	33019	146	33054	157	36025	92	36060	114

* CHANGE

EFFECTIVE

ISSUED BY THE PUBLIC UTILITIES COMMISSION OF THE STATE OF CALIFORNIA,
 CORRECTION 1590 SAN FRANCISCO, CALIFORNIA.

MINIMUM RATE TARIFF 17

* SECTION 7 - ZONE RATES IN CENTS PER TON (CONTINUED)

COMMODITIES AS DESCRIBED IN ITEM 60

FROM SAN BERNARDINO COUNTY PRODUCTION AREA 36-M
TO THE DELIVERY ZONES SET FORTH BELOW

ZONE RATE

36061	121
36062	132
36063	141
36064	147
36065	153
36071	155
36072	134
36073	121
36074	124
36075	102
36076	78
36077	71
36078	66
36079	66
36080	59
36081	67
36082	71
36083	78
36084	72
36085	65
36086	74
36087	74
36088	78
36089	74
36090	84
36091	84
36092	85

* CHANGE

EFFECTIVE

ISSUED BY THE PUBLIC UTILITIES COMMISSION OF THE STATE OF CALIFORNIA,
CORRECTION 1591 SAN FRANCISCO, CALIFORNIA.

* SECTION 8 - ZONE RATES IN CENTS PER TON (CONTINUED)

COMMODITIES AS DESCRIBED IN ITEM 60

FROM SAN DIEGO COUNTY PRODUCTION AREA 37-A
 TO THE DELIVERY ZONES SET FORTH BELOW

ZONE	RATE	ZONE	RATE	ZONE	RATE	ZONE	RATE	ZONE	RATE
30066	333	37117	138	37209	86	37324	113	37359	191
30067	345	37118	126	37210	99	37325	119	37360	203
30068	333	37119	108	37211	112	37326	136	37361	203
30069	316	37120	94	37212	121	37327	145	37362	204
30070	317	37121	85	37213	130	37328	140	37363	202
30071	329	37122	88	37214	96	37329	145	37364	210
30094	316	37123	77	37215	117	37330	153	37365	208
30095	310	37124	84	37216	128	37331	152	37366	216
30096	312	37125	98	37217	141	37332	157	37367	210
30097	289	37126	109	37218	142	37333	155	37368	200
30098	280	37127	100	37219	142	37334	165	37369	189
30099	300	37128	91	37220	150	37335	133	37370	177
30100	285	37129	65	37301	64	37336	131	37371	166
30101	270	37130	64	37302	91	37337	141	37372	159
30102	264	37131	77	37303	79	37338	147	37373	145
30103	271	37132	84	37304	77	37339	143	37374	160
30116	251	37133	171	37305	89	37340	131	37375	169
30117	240	37134	165	37306	89	37341	118	37401	224
30118	232	37135	159	37307	92	37342	143	37402	232
37101	233	37136	152	37308	143	37343	135	37403	247
37102	246	37137	162	37309	128	37344	152	37404	240
37103	218	37138	158	37310	135	37345	169	37405	174
37104	225	37139	125	37311	120	37346	179	37406	186
37105	227	37140	116	37312	107	37347	189	37407	201
37106	212	37141	112	37313	96	37348	200	37408	211
37107	194	37142	98	37314	107	37349	191	37409	218
37108	213	37143	86	37315	105	37350	186	37410	225
37109	203	37201	50	37316	99	37351	179	37411	235
37110	190	37202	39	37317	86	37352	163	37412	229
37111	181	37203	31	37318	94	37353	175	37413	242
37112	189	37204	26	37319	107	37354	164	37414	255
37113	189	37205	38	37320	118	37355	174	37415	245
37114	176	37206	49	37321	133	37356	181	37417	246
37115	160	37207	57	37322	134	37357	188	37418	256
37116	151	37208	71	37323	122	37358	188	37419	270

* CHANGE

EFFECTIVE

ISSUED BY THE PUBLIC UTILITIES COMMISSION OF THE STATE OF CALIFORNIA.
 CORRECTION 1592 SAN FRANCISCO, CALIFORNIA.

* SECTION 8 - ZONE RATES IN CENTS PER TON (CONTINUED)

COMMODITIES AS DESCRIBED IN ITEM 60

FROM SAN DIEGO COUNTY PRODUCTION AREA 37-A
TO THE DELIVERY ZONES SET FORTH BELOW

ZONF	RATE	ZONE	RATE
37420	270	37524	251
37421	260	37525	273
37422	237	37542	290
37423	244	37543	282
37424	244		
37435	261		
37436	255		
37437	250		
37438	260		
37439	264		
37440	266		
37442	269		
37501	150		
37502	158		
37503	158		
37504	177		
37505	173		
37506	185		
37507	198		
37508	211		
37509	232		
37510	228		
37511	234		
37512	239		
37513	249		
37514	234		
37515	218		
37516	198		
37517	184		
37518	176		
37519	196		
37520	208		
37521	206		
37522	212		
37523	232		

* CHANGE

EFFECTIVE

ISSUED BY THE PUBLIC UTILITIES COMMISSION OF THE STATE OF CALIFORNIA,
CORRECTION 1593 SAN FRANCISCO, CALIFORNIA.

MINIMUM RATE TARIFF 17

* SECTION 8 - ZONE RATES IN CENTS PER TON (CONTINUED)

COMMODITIES AS DESCRIBED IN ITEM 60

FROM SAN DIEGO COUNTY PRODUCTION AREA 37-AA
 TO THE DELIVERY ZONES SET FORTH BELOW

ZONE	RATE	ZONE	RATE	ZONE	RATE	ZONE	RATE
37401	173	37436	100	37542	74	37921	138
37402	163	37437	93	37543	71	37922	138
37403	157	37438	92	37601	70	37923	125
37404	152	37439	90	37602	56	37924	112
37405	171	37440	100	37603	68	37925	112
37406	158	37441	94	37604	75	37926	113
37407	148	37442	110	37605	65	37927	126
37408	138	37443	104	37606	75	37928	147
37409	129	37444	120	37607	88	37929	135
37410	118	37445	127	37608	94	37930	121
37411	127	37446	144	37609	102	37931	121
37412	132	37447	110	37610	82	37932	125
37413	145	37448	109	37611	89	37933	134
37414	126	37449	107	37801	53	37934	127
37415	153	37450	100	37802	50	37935	130
37416	149	37451	95	37901	94	37940	140
37417	143	37452	91	37902	90		
37418	150	37453	96	37903	87		
37419	155	37454	100	37904	78		
37420	150	37525	84	37905	70		
37421	130	37526	73	37906	65		
37422	108	37527	78	37907	66		
37423	100	37528	88	37908	51		
37424	109	37529	95	37909	61		
37425	123	37530	79	37910	70		
37426	132	37531	74	37911	80		
37427	141	37532	72	37912	87		
37428	151	37533	70	37913	97		
37429	133	37534	66	37914	87		
37430	122	37536	55	37915	73		
37431	126	37537	68	37916	67		
37432	121	37538	78	37917	83		
37433	121	37539	87	37918	100		
37434	125	37540	80	37919	145		
37435	112	37541	65	37920	132		

* CHANGE

EFFECTIVE

ISSUED BY THE PUBLIC UTILITIES COMMISSION OF THE STATE OF CALIFORNIA,
 CORRECTION 1594 SAN FRANCISCO, CALIFORNIA.

MINIMUM RATE TARIFF 17

* SECTION 8 - ZONE RATES IN CENTS PER TON (CONTINUED)

COMMODITIES AS DESCRIBED IN ITEM 60

FROM SAN DIEGO COUNTY PRODUCTION AREA 37-8
 TO THE DELIVERY ZONES SET FORTH BELOW

ZONE	RATE	ZONE	RATE	ZONE	RATE
37101	109	37205	164	37351	74
37102	121	37301	117	37352	75
37103	93	37306	91	37353	60
37104	100	37307	81	37354	49
37105	116	37308	19	37355	59
37106	110	37309	37	37356	66
37107	92	37310	32	37357	73
37108	88	37311	48	37358	73
37109	78	37312	59	37359	76
37110	65	37313	70	37360	88
37111	56	37314	67	37361	88
37112	65	37315	83	37362	96
37113	76	37323	78	37363	102
37114	88	37324	80	37364	95
37115	72	37325	76	37365	92
37116	68	37326	61	37366	101
37117	75	37327	51	37367	104
37118	96	37328	39	37368	112
37129	118	37329	30	37401	109
37130	101	37330	38	37402	117
37131	89	37331	42		
37133	47	37332	42		
37134	40	37333	53		
37135	35	37334	63		
37136	27	37335	63		
37137	37	37336	67		
37138	54	37337	80		
37139	66	37338	93		
37140	54	37344	85		
37141	61	37345	99		
37142	69	37346	88		
37143	79	37347	88		
37201	115	37348	87		
37203	135	37349	82		
37204	148	37350	72		

* CHANGE

EFFECTIVE

ISSUED BY THE PUBLIC UTILITIES COMMISSION OF THE STATE OF CALIFORNIA,
 CORRECTION 1595 SAN FRANCISCO, CALIFORNIA.

* SECTION 8 - ZONE RATES IN CFNTS PER TON (CONTINUED)

COMMODITIES AS DESCRIBED IN ITEM 60

FROM SAN DIEGO COUNTY PRODUCTION AREA 37-C
TO THE DELIVERY ZONES SET FORTH BELOW

ZONE	RATE	ZONE	RATE	ZONE	RATE	ZONE	RATE	ZONE	RATE
30066	237	37117	88	37209	166	37324	50	37359	81
30067	248	37118	108	37210	153	37325	46	37360	93
30068	236	37119	122	37211	139	37326	31	37361	93
30069	219	37120	121	37212	129	37327	26	37362	98
30070	221	37121	129	37213	121	37328	40	37363	101
30071	233	37122	137	37214	98	37329	44	37364	100
30094	219	37123	125	37215	98	37330	43	37365	98
30095	213	37124	131	37216	92	37331	39	37366	106
30096	216	37125	111	37217	90	37332	46	37367	106
30097	192	37126	110	37218	108	37333	42	37368	113
30098	184	37127	100	37219	115	37334	51	37369	113
30099	203	37128	91	37220	112	37335	33	37370	120
30100	188	37129	113	37301	112	37336	37	37371	109
30101	174	37130	96	37302	88	37337	50	37372	102
30102	167	37131	84	37303	101	37338	63	37373	94
30103	174	37132	84	37304	101	37339	69	37374	110
30116	154	37133	75	37305	98	37340	83	37375	113
30117	143	37134	68	37306	86	37341	99	37401	114
30118	135	37135	63	37307	76	37342	76	37402	122
37101	137	37136	55	37308	50	37343	82	37403	137
37102	149	37137	65	37309	51	37344	62	37404	130
37103	121	37138	82	37310	47	37345	76	37405	123
37104	128	37139	75	37311	56	37346	86	37406	135
37105	144	37140	62	37312	66	37347	86	37407	150
37106	138	37141	70	37313	69	37348	89	37408	160
37107	120	37142	77	37314	56	37349	81	37409	167
37108	116	37143	74	37315	67	37350	72	37410	168
37109	106	37201	111	37316	80	37351	66	37411	160
37110	93	37202	121	37317	97	37352	67	37412	158
37111	84	37203	130	37318	96	37353	65	37413	145
37112	92	37204	143	37319	95	37354	54	37414	171
37113	104	37205	159	37320	83	37355	64	37415	135
37114	116	37206	170	37321	74	37356	71	37416	157
37115	100	37207	178	37322	69	37357	78	37417	136
37116	96	37208	180	37323	48	37358	78	37418	146

* CHANGE

EFFECTIVE

ISSUED BY THE PUBLIC UTILITIES COMMISSION OF THE STATE OF CALIFORNIA,
CORRECTION 1596 SAN FRANCISCO, CALIFORNIA.

MINIMUM RATE TARIFF 17

FIRST REVISED PAGE 8-C -1
CANCELS
ORIGINAL PAGE 8-C -1

* SECTION 8 - ZONE RATES IN CENTS PER TON (CONTINUED)

COMMODITIES AS DESCRIBED IN ITEM 60

FROM SAN DIEGO COUNTY PRODUCTION AREA 37-C
TO THE DELIVERY ZONES SET FORTH BELOW

ZONE	RATE	ZONE	RATE
37419	160	37521	156
37420	160	37522	161
37421	154		
37422	179		
37423	186		
37424	182		
37425	170		
37426	157		
37427	171		
37428	175		
37429	165		
37430	182		
37431	158		
37432	167		
37433	162		
37501	99		
37502	107		
37503	118		
37504	127		
37505	134		
37506	145		
37507	158		
37508	171		
37509	192		
37510	188		
37511	194		
37512	199		
37513	198		
37514	183		
37515	167		
37516	147		
37517	133		
37518	125		
37519	145		
37520	157		

* CHANGE

EFFECTIVE

ISSUED BY THE PUBLIC UTILITIES COMMISSION OF THE STATE OF CALIFORNIA.
CORRECTION 1597 SAN FRANCISCO, CALIFORNIA.

8-C -1

* SECTION 8 - ZONE RATES IN CENTS PER TON (CONTINUED)

COMMODITIES AS DESCRIBED IN ITEM 60

FROM SAN DIEGO COUNTY PRODUCTION AREA 37-CC
TO THE DELIVERY ZONES SET FORTH BELOW

ZONE	RATE	ZONE	RATE	ZONE	RATE
37433	101	37611	164	37933	47
37434	115	37801	121	37934	40
37435	99	37802	133	37935	42
37436	103	37901	67	37940	55
37437	97	37902	64		
37439	93	37903	59		
37444	99	37904	68		
37445	104	37905	80		
37446	122	37906	91		
37447	87	37907	75		
37448	87	37908	83		
37449	84	37909	76		
37450	83	37910	65		
37451	82	37911	57		
37452	74	37912	49		
37453	73	37913	53		
37454	77	37914	43		
37536	99	37915	55		
37537	96	37916	67		
37538	91	37917	45		
37539	79	37918	32		
37540	73	37919	91		
37541	82	37920	74		
37542	135	37921	60		
37543	141	37922	51		
37601	137	37923	37		
37602	126	37924	25		
37603	143	37925	21		
37604	149	37926	32		
37605	139	37927	41		
37606	149	37928	62		
37607	162	37929	45		
37608	168	37930	35		
37609	176	37931	31		
37610	156	37932	38		

* CHANGE

EFFECTIVE

ISSUED BY THE PUBLIC UTILITIES COMMISSION OF THE STATE OF CALIFORNIA,
CORRECTION 1598 SAN FRANCISCO, CALIFORNIA.

8-CC

* SECTION 8 - ZONE RATES IN CENTS PER TON (CONTINUED)

COMMODITIES AS DESCRIBED IN ITEM 60

FROM SAN DIEGO COUNTY PRODUCTION AREA 37-00
TO THE DELIVERY ZONES SET FORTH BELOW

ZONF	RATE	ZONE	RATE	ZONE	RATE
37411	133	37604	152	37926	29
37422	114	37605	142	37927	38
37424	115	37606	152	37928	59
37433	103	37607	164	37929	44
37434	117	37608	171	37930	33
37435	102	37609	178	37931	29
37436	106	37610	159	37932	42
37437	100	37611	166	37933	51
37439	96	37801	124	37934	42
37440	96	37802	135	37935	41
37441	92	37901	69	37940	52
37442	99	37902	67		
37443	94	37903	61		
37444	102	37904	71		
37445	106	37905	83		
37446	124	37906	93		
37447	89	37907	77		
37448	89	37908	83		
37449	87	37909	78		
37450	85	37910	67		
37451	85	37911	59		
37452	77	37912	52		
37453	75	37913	55		
37454	80	37914	45		
37536	101	37915	54		
37537	98	37916	67		
37538	93	37917	44		
37539	81	37918	32		
37540	76	37919	95		
37541	84	37920	78		
37542	138	37921	65		
37543	143	37922	55		
37601	139	37923	42		
37602	128	37924	28		
37603	145	37925	21		

* CHANGE

EFFECTIVE

ISSUED BY THE PUBLIC UTILITIES COMMISSION OF THE STATE OF CALIFORNIA.
CORRECTION 1599 SAN FRANCISCO, CALIFORNIA.

8-00

* SECTION 8 - ZONE RATES IN CENTS PER TON (CONTINUED)

COMMODITIES AS DESCRIBED IN ITEM 60

FROM SAN DIEGO COUNTY PRODUCTION AREA 37-EE
TO THE DELIVERY ZONES SET FORTH BELOW

ZONE	RATE	ZONE	RATE	ZONE	RATE	ZONE	RATE	ZONE	RATE
37213	133	37408	47	37443	62	37524	119	37904	89
37216	126	37409	37	37444	77	37525	122	37905	91
37217	122	37410	27	37445	94	37526	89	37906	99
37218	124	37411	35	37446	112	37527	81	37912	92
37219	124	37412	41	37447	81	37528	75	37914	102
37220	116	37413	53	37448	70	37529	65	37918	112
37349	122	37414	47	37449	68	37530	57	37924	117
37350	128	37415	61	37450	66	37531	74	37925	119
37356	127	37416	70	37451	61	37532	84		
37357	127	37417	74	37452	74	37533	99		
37358	122	37418	81	37453	76	37534	94		
37359	113	37419	86	37454	82	37536	78		
37360	106	37420	86	37501	108	37537	75		
37361	113	37421	51	37502	96	37538	66		
37362	122	37422	28	37503	105	37539	61		
37363	132	37423	35	37504	102	37540	71		
37364	99	37424	35	37505	110	37541	77		
37365	105	37425	44	37506	121	37542	103		
37366	104	37426	57	37507	133	37543	108		
37367	115	37427	79	37508	147	37601	101		
37368	124	37428	89	37509	140	37602	107		
37369	134	37429	73	37510	147	37603	119		
37370	125	37430	79	37511	142	37604	116		
37371	113	37431	66	37512	130	37605	120		
37372	104	37432	73	37513	117	37606	130		
37373	108	37433	62	37514	103	37607	143		
37374	95	37434	50	37515	86	37608	149		
37375	99	37435	53	37516	91	37609	157		
37401	89	37436	46	37517	80	37610	126		
37402	77	37437	41	37518	81	37611	133		
37403	76	37438	51	37519	69	37801	102		
37404	68	37439	55	37520	54	37802	114		
37405	80	37440	57	37521	62	37901	79		
37406	67	37441	60	37522	75	37902	82		
37407	56	37442	60	37523	101	37903	81		

* CHANGE

EFFECTIVE

ISSUED BY THE PUBLIC UTILITIES COMMISSION OF THE STATE OF CALIFORNIA,
CORRECTION 1600 SAN FRANCISCO, CALIFORNIA.

8-EE

* SECTION 8 - ZONE RATES IN CENTS PER TON (CONTINUED)

COMMODITIES AS DESCRIBED IN ITEM 60

FROM SAN DIEGO COUNTY PRODUCTION AREA 37-F
 TO THE DELIVERY ZONES SET FORTH BELOW

ZONE	RATE	ZONE	RATE	ZONE	RATE	ZONE	RATE	ZONE	RATE
37101	263	37136	182	37308	177	37343	86	37403	158
37102	276	37137	192	37309	178	37344	116	37404	150
37103	248	37138	209	37310	173	37345	133	37405	67
37104	255	37139	189	37311	181	37346	143	37406	79
37105	271	37140	180	37312	169	37347	134	37407	94
37106	264	37141	184	37313	168	37348	138	37408	104
37107	246	37142	178	37314	160	37349	145	37409	111
37108	243	37143	166	37315	158	37350	145	37410	118
37109	233	37201	169	37316	141	37351	144	37411	128
37110	220	37202	180	37317	132	37352	127	37412	122
37111	211	37203	189	37318	123	37353	145	37413	135
37112	219	37204	188	37319	112	37354	152	37414	147
37113	231	37205	170	37320	114	37355	162	37415	143
37114	241	37206	159	37321	115	37356	162	37416	172
37115	224	37207	151	37322	129	37357	148	37417	156
37116	215	37208	137	37323	134	37358	158	37418	166
37117	203	37209	123	37324	150	37359	152	37419	180
37118	209	37210	110	37325	149	37360	149	37420	180
37119	205	37211	96	37326	144	37361	136	37421	153
37120	201	37212	86	37327	155	37362	123	37422	129
37121	192	37213	78	37328	167	37363	118	37423	136
37122	195	37214	133	37329	171	37364	147	37424	137
37123	184	37215	114	37330	170	37365	141	37425	146
37124	192	37216	94	37331	163	37366	139	37426	159
37125	194	37217	72	37332	162	37367	120	37427	180
37126	193	37218	69	37333	152	37368	116	37428	190
37127	184	37219	69	37334	143	37369	105	37429	175
37128	175	37220	56	37335	141	37370	93	37430	181
37129	172	37301	156	37336	132	37371	82	37431	167
37130	171	37302	167	37337	122	37372	72	37432	174
37131	167	37303	155	37338	110	37373	70	37433	164
37132	168	37304	142	37339	104	37374	64	37434	152
37133	201	37305	142	37340	107	37375	67	37435	154
37134	195	37306	154	37341	102	37401	161	37436	148
37135	189	37307	167	37342	99	37402	158	37437	143

* CHANGE

EFFECTIVE

ISSUED BY THE PUBLIC UTILITIES COMMISSION OF THE STATE OF CALIFORNIA.
 CORRECTION 1601 SAN FRANCISCO, CALIFORNIA.

♦ SECTION 8 - ZONE RATES IN CENTS PER TON (CONTINUED)

COMMODITIES AS DESCRIBED IN ITEM 60

FROM SAN DIEGO COUNTY PRODUCTION AREA 37-F
 TO THE DELIVERY ZONES SET FORTH BELOW

ZONE	RATE	ZONE	RATE
37438	153	37530	159
37439	157	37531	175
37440	159	37532	185
37441	162	37533	186
37442	162	37534	193
37443	163	37542	166
37501	65	37543	158
37502	59	37601	173
37503	47	37602	179
37504	47	37603	169
37505	36	37604	161
37506	24	37605	175
37507	27	37606	178
37508	41	37607	190
37509	61	37608	197
37510	57	37609	204
37511	63	37610	168
37512	68	37611	175
37513	79	37801	191
37514	93	37802	187
37515	110		
37516	91		
37517	77		
37518	69		
37519	89		
37520	101		
37521	99		
37522	105		
37523	108		
37524	126		
37525	149		
37526	180		
37527	183		
37528	176		
37529	166		

♦ CHANGE

EFFECTIVE

ISSUED BY THE PUBLIC UTILITIES COMMISSION OF THE STATE OF CALIFORNIA,
 CORRECTION 1602 SAN FRANCISCO, CALIFORNIA.

♦ SECTION 8 - ZONE RATES IN CENTS PER TON (CONTINUED)

COMMODITIES AS DESCRIBED IN ITEM 60

FROM SAN DIEGO COUNTY PRODUCTION AREA 37-G
 TO THE DELIVERY ZONES SET FORTH BELOW

ZONE	RATE	ZONE	RATE	ZONE	RATE	ZONE	RATE	ZONE	RATE
37101	193	37136	111	37308	106	37343	128	37403	42
37102	205	37137	121	37309	118	37344	98	37404	34
37103	178	37138	138	37310	108	37345	84	37405	115
37104	185	37139	144	37311	125	37346	74	37406	102
37105	201	37140	132	37312	136	37347	64	37407	92
37106	194	37141	139	37313	147	37348	59	37408	83
37107	176	37142	147	37314	145	37349	61	37409	73
37108	173	37143	157	37315	159	37350	67	37410	72
37109	163	37201	193	37316	172	37351	77	37411	64
37110	149	37202	204	37317	166	37352	93	37412	62
37111	140	37203	213	37318	156	37353	88	37413	49
37112	149	37204	226	37319	145	37354	78	37414	75
37113	160	37205	242	37320	133	37355	74	37415	40
37114	173	37206	233	37321	123	37356	66	37416	62
37115	156	37207	225	37322	130	37357	66	37417	40
37116	152	37208	212	37323	125	37358	62	37418	50
37117	157	37209	198	37324	141	37359	53	37419	64
37118	177	37210	184	37325	138	37360	45	37420	64
37119	201	37211	171	37326	123	37361	52	37421	59
37120	204	37212	161	37327	115	37362	61	37422	84
37121	211	37213	153	37328	105	37363	71	37423	91
37122	219	37214	167	37329	100	37364	38	37424	87
37123	208	37215	147	37330	95	37365	44	37425	74
37124	214	37216	139	37331	95	37366	43	37426	61
37125	193	37217	135	37332	88	37367	54	37427	75
37126	193	37218	142	37333	99	37368	63	37428	79
37127	183	37219	147	37334	90	37369	73	37429	70
37128	174	37220	144	37335	124	37370	87	37430	87
37129	196	37301	189	37336	123	37371	101	37431	63
37130	179	37302	171	37337	113	37372	112	37432	71
37131	167	37303	184	37338	108	37373	117	37433	66
37132	167	37304	175	37339	118	37374	122	37434	76
37133	131	37305	176	37340	131	37375	115	37435	93
37134	124	37306	169	37341	147	37401	28	37436	97
37135	119	37307	159	37342	125	37402	26	37437	98

♦ CHANGE

EFFECTIVE

ISSUED BY THE PUBLIC UTILITIES COMMISSION OF THE STATE OF CALIFORNIA,
 CORRECTION 1603 SAN FRANCISCO, CALIFORNIA.

* SECTION 8 - ZONE RATES IN CENTS PER TON (CONTINUED)

COMMODITIES AS DESCRIBED IN ITEM 60

FROM SAN DIEGO COUNTY PRODUCTION AREA 37-G
TO THE DELIVERY ZONES SET FORTH BELOW

ZONE	RATE	ZONE	RATE	ZONE	RATE	ZONE	RATE
37438	99	37519	105	37801	151	37934	157
37439	99	37520	89	37802	162	37935	159
37440	91	37521	98	37901	99	37940	178
37441	87	37522	111	37902	102		
37442	85	37523	136	37903	111		
37443	80	37524	155	37904	120		
37444	84	37525	177	37905	122		
37445	102	37526	144	37906	138		
37446	119	37527	136	37907	135		
37447	88	37528	130	37908	150		
37448	82	37529	120	37909	146		
37449	88	37530	109	37910	135		
37450	93	37531	122	37911	131		
37451	102	37532	132	37912	116		
37452	111	37533	152	37913	115		
37453	96	37534	143	37914	127		
37454	93	37536	127	37915	137		
37501	131	37537	123	37916	148		
37502	131	37538	114	37917	151		
37503	141	37539	109	37918	136		
37504	138	37540	114	37919	153		
37505	146	37541	123	37920	140		
37506	156	37542	158	37921	145		
37507	169	37543	163	37922	158		
37508	183	37601	156	37923	155		
37509	176	37602	155	37924	142		
37510	183	37603	172	37925	143		
37511	178	37604	172	37926	154		
37512	166	37605	169	37927	164		
37513	153	37606	179	37928	185		
37514	138	37607	191	37929	168		
37515	122	37608	198	37930	158		
37516	126	37609	205	37931	151		
37517	116	37610	181	37932	155		
37518	117	37611	188	37933	164		

* CHANGE

EFFECTIVE

ISSUED BY THE PUBLIC UTILITIES COMMISSION OF THE STATE OF CALIFORNIA,
CORRECTION 1604 SAN FRANCISCO, CALIFORNIA.

* SECTION 8 - ZONE RATES IN CENTS PER TON (CONTINUED)

COMMODITIES AS DESCRIBED IN ITEM 60

FROM SAN DIEGO COUNTY PRODUCTION AREA 37-H
 TO THE DELIVERY ZONES SET FORTH BELOW

ZONE	RATE	ZONE	RATE	ZONE	RATE	ZONE	RATE	ZONE	RATE
37101	229	37136	147	37308	142	37343	128	37403	55
37102	241	37137	157	37309	153	37344	134	37404	45
37103	213	37138	174	37310	144	37345	120	37405	90
37104	220	37139	180	37311	161	37346	109	37406	77
37105	236	37140	167	37312	172	37347	99	37407	67
37106	230	37141	175	37313	183	37348	95	37408	57
37107	212	37142	182	37314	181	37349	97	37409	48
37108	208	37143	193	37315	194	37350	103	37410	47
37109	198	37201	212	37316	184	37351	113	37411	39
37110	185	37202	222	37317	175	37352	128	37412	24
37111	176	37203	231	37318	165	37353	123	37413	29
37112	184	37204	244	37319	154	37354	114	37414	53
37113	196	37205	236	37320	157	37355	110	37415	48
37114	208	37206	224	37321	158	37356	102	37416	75
37115	192	37207	216	37322	166	37357	102	37417	53
37116	188	37208	203	37323	161	37358	97	37418	63
37117	193	37209	189	37324	177	37359	88	37419	77
37118	213	37210	175	37325	173	37360	81	37420	77
37119	236	37211	161	37326	158	37361	88	37421	72
37120	240	37212	152	37327	151	37362	97	37422	58
37121	234	37213	144	37328	140	37363	107	37423	65
37122	238	37214	176	37329	136	37364	74	37424	66
37123	226	37215	156	37330	131	37365	80	37425	75
37124	234	37216	136	37331	131	37366	79	37426	75
37125	229	37217	132	37332	124	37367	90	37427	88
37126	228	37218	135	37333	135	37368	99	37428	92
37127	218	37219	135	37334	126	37369	109	37429	83
37128	210	37220	127	37335	160	37370	122	37430	100
37129	214	37301	198	37336	159	37371	124	37431	76
37130	214	37302	207	37337	149	37372	114	37501	118
37131	202	37303	198	37338	144	37373	119	37502	106
37132	203	37304	184	37339	146	37374	106	37503	116
37133	167	37305	185	37340	149	37375	110	37504	113
37134	160	37306	196	37341	144	37401	64	37505	121
37135	155	37307	195	37342	141	37402	48	37506	131

* CHANGE

EFFECTIVE

ISSUED BY THE PUBLIC UTILITIES COMMISSION OF THE STATE OF CALIFORNIA,
 CORRECTION 1605 SAN FRANCISCO, CALIFORNIA.

MINIMUM RATE TARIFF 17

FIRST REVISED PAGE 8-H -1
CANCELS
ORIGINAL PAGE 8-H -1

♦ SECTION 8 - ZONE RATES IN CENTS PER TON (CONTINUED)

COMMODITIES AS DESCRIBED IN ITEM 60

FROM SAN DIEGO COUNTY PRODUCTION AREA 37-H
TO THE DELIVERY ZONES SET FORTH BELOW

ZONE RATE

37507 144
37508 158
37509 151
37510 157
37511 152

37512 141
37513 127
37514 113
37515 96
37516 101

37517 91
37518 92
37519 79
37520 64
37521 73

37522 86

♦ CHANGE

EFFECTIVE

ISSUED BY THE PUBLIC UTILITIES COMMISSION OF THE STATE OF CALIFORNIA.
CORRECTION 1606 SAN FRANCISCO, CALIFORNIA.

8-H -1

* SECTION 8 - ZONE RATES IN CENTS PER TON (CONTINUED)

COMMODITIES AS DESCRIBED IN ITEM 60

FROM SAN DIEGO COUNTY PRODUCTION AREA 37-M
 TO THE DELIVERY ZONES SET FORTH BELOW

ZONE	RATE	ZONE	RATE	ZONE	RATE	ZONE	RATE	ZONE	RATE
37101	247	37136	166	37308	160	37343	111	37403	70
37102	260	37137	176	37309	172	37344	142	37404	62
37103	232	37138	193	37310	163	37345	138	37405	73
37104	239	37139	198	37311	180	37346	128	37406	60
37105	255	37140	186	37312	191	37347	118	37407	50
37106	248	37141	194	37313	193	37348	113	37408	40
37107	230	37142	201	37314	185	37349	115	37409	21
37108	227	37143	192	37315	183	37350	121	37410	30
37109	217	37201	195	37316	167	37351	131	37411	40
37110	204	37202	205	37317	158	37352	147	37412	34
37111	194	37203	214	37318	148	37353	142	37413	47
37112	203	37204	227	37319	137	37354	132	37414	59
37113	215	37205	218	37320	140	37355	128	37415	55
37114	227	37206	207	37321	141	37356	121	37416	84
37115	211	37207	199	37322	154	37357	121	37417	68
37116	207	37208	186	37323	160	37358	116	37418	78
37117	212	37209	172	37324	175	37359	107	37419	92
37118	231	37210	158	37325	174	37360	99	37420	92
37119	231	37211	144	37326	169	37361	106	37421	65
37120	227	37212	135	37327	170	37362	116	37422	41
37121	217	37213	127	37328	159	37363	125	37423	49
37122	221	37214	159	37329	155	37364	92	37424	49
37123	209	37215	139	37330	149	37365	98	37425	58
37124	217	37216	119	37331	149	37366	98	37426	71
37125	220	37217	115	37332	142	37367	108	37427	92
37126	219	37218	118	37333	154	37368	118	37428	102
37127	209	37219	118	37334	145	37369	128	37429	87
37128	200	37220	110	37335	166	37370	118	37430	93
37129	197	37301	181	37336	157	37371	107	37431	79
37130	197	37302	192	37337	147	37372	97	37432	86
37131	193	37303	181	37338	135	37373	101	37433	76
37132	193	37304	167	37339	129	37374	89	37434	64
37133	185	37305	168	37340	132	37375	93	37435	66
37134	179	37306	179	37341	127	37401	82	37436	60
37135	173	37307	192	37342	124	37402	70	37437	55

* CHANGE

EFFECTIVE

ISSUED BY THE PUBLIC UTILITIES COMMISSION OF THE STATE OF CALIFORNIA,
 CORRECTION 1607 SAN FRANCISCO, CALIFORNIA.

* SECTION 8 - ZONE RATES IN CFNTS PER TON (CONTINUED)

COMMODITIES AS DESCRIBED IN ITEM 60

FROM SAN DIEGO COUNTY PRODUCTION AREA 37-M
TO THE DELIVERY ZONES SET FORTH BELOW

ZONE	RATE	ZONE	RATE	ZONE	RATE	ZONE	RATE
37438	65	37519	62	37801	116	37934	146
37439	69	37520	47	37802	127	37935	148
37440	71	37521	56	37901	93	37940	167
37441	74	37522	69	37902	96		
37442	74	37523	94	37903	94		
37443	75	37524	112	37904	103		
37444	90	37525	135	37905	104		
37445	108	37526	103	37906	112		
37446	126	37527	95	37907	117		
37447	95	37528	88	37908	118		
37448	84	37529	78	37909	127		
37449	62	37530	71	37910	121		
37450	79	37531	87	37911	115		
37451	74	37532	97	37912	105		
37452	87	37533	113	37913	104		
37453	89	37534	108	37914	116		
37454	96	37536	92	37915	126		
37501	101	37537	88	37916	133		
37502	89	37538	79	37917	140		
37503	99	37539	74	37918	125		
37504	96	37540	85	37919	147		
37505	104	37541	91	37920	133		
37506	114	37542	116	37921	139		
37507	127	37543	122	37922	152		
37508	140	37601	114	37923	144		
37509	134	37602	120	37924	131		
37510	140	37603	133	37925	132		
37511	135	37604	130	37926	143		
37512	124	37605	134	37927	153		
37513	110	37606	144	37928	174		
37514	96	37607	157	37929	157		
37515	79	37608	163	37930	147		
37516	84	37609	171	37931	140		
37517	74	37610	139	37932	144		
37518	75	37611	147	37933	153		

* CHANGE

EFFECTIVE

ISSUED BY THE PUBLIC UTILITIES COMMISSION OF THE STATE OF CALIFORNIA,
CORRECTION 1608 SAN FRANCISCO, CALIFORNIA.

* SECTION 8 - ZONE RATES IN CENTS PER TON (CONTINUED)

COMMODITIES AS DESCRIBED IN ITEM 60

FROM SAN DIEGO COUNTY PRODUCTION AREA 37-N
 TO THE DELIVERY ZONES SET FORTH BELOW

ZONE	RATE	ZONE	RATE	ZONE	RATE	ZONE	RATE	ZONE	RATE
37213	166	37409	119	37444	142	37525	31	37905	108
37216	159	37410	126	37445	159	37526	63	37906	104
37217	155	37411	136	37446	177	37527	68	37907	115
37218	157	37412	130	37447	146	37528	78	37908	109
37219	157	37413	143	37448	135	37529	85	37909	118
37220	149	37414	142	37449	134	37530	101	37910	127
37321	180	37415	151	37450	122	37531	99	37911	129
37322	194	37416	165	37451	117	37532	88	37912	135
37323	199	37417	164	37452	129	37533	69	37913	135
37324	215	37418	172	37453	134	37534	75	37914	144
37325	214	37419	177	37454	139	37536	88	37915	130
37326	208	37420	173	37501	141	37537	100	37916	124
37335	206	37421	146	37502	128	37538	116	37917	140
37336	196	37422	124	37503	138	37539	114	37918	156
37337	186	37423	115	37504	135	37540	118	37919	184
37338	174	37424	125	37505	143	37541	104	37920	170
37339	168	37425	139	37506	146	37542	48	37921	176
37340	172	37426	152	37507	133	37543	40	37922	188
37341	167	37427	163	37508	119	37601	55	37923	175
37342	163	37428	173	37509	103	37602	61	37924	162
37343	150	37429	156	37510	110	37603	52	37925	164
37344	181	37430	145	37511	105	37604	44	37926	170
37371	146	37431	149	37512	93	37605	58	37927	183
37372	137	37432	144	37513	80	37606	60	37928	203
37373	141	37433	144	37514	66	37607	73	37929	189
37374	128	37434	141	37515	66	37608	79	37930	178
37375	132	37435	132	37516	87	37609	87	37931	171
37401	179	37436	115	37517	103	37610	50	37932	175
37402	167	37437	109	37518	109	37611	57	37933	184
37403	166	37438	108	37519	101	37801	74	37934	178
37404	158	37439	112	37520	98	37802	70	37935	180
37405	116	37440	117	37521	89	37901	133	37940	196
37406	118	37441	117	37522	79	37902	129		
37407	112	37442	130	37523	51	37903	125		
37408	112	37443	127	37524	28	37904	117		

* CHANGE

EFFECTIVE

ISSUED BY THE PUBLIC UTILITIES COMMISSION OF THE STATE OF CALIFORNIA.
 CORRECTION 1609 SAN FRANCISCO, CALIFORNIA.

MINIMUM RATE TARIFF 17

FIRST REVISED PAGE 8-NN
CANCELS
ORIGINAL PAGE 8-NN

* SECTION 8 - ZONE RATES IN CENTS PER TON (CONTINUED)

COMMODITIES AS DESCRIBED IN ITEM 60

FROM SAN DIEGO COUNTY PRODUCTION AREA 37-NN
TO THE DELIVERY ZONES SET FORTH BELOW

ZONE	RATE
37422	148
37423	139
37424	149
37436	140
37437	133
37439	130
37440	130
37441	126
37450	119
37451	119
37452	111
37453	109
37539	115
37540	110
37901	103
37902	101
37903	95
37904	104
37911	93
37912	86
37914	79
37915	82
37917	72
37918	63
37924	62
37925	55
37926	48
37927	36
37940	24

* CHANGE

EFFECTIVE

ISSUED BY THE PUBLIC UTILITIES COMMISSION OF THE STATE OF CALIFORNIA,
CORRECTION 1610 SAN FRANCISCO, CALIFORNIA.

8-NN

* SECTION 8 - ZONE RATES IN CENTS PER TON (CONTINUED)

COMMODITIES AS DESCRIBED IN ITEM 60

FROM SAN DIEGO COUNTY PRODUCTION AREA 37-0
TO THE DELIVERY ZONES SET FORTH BELOW

ZONE	RATE	ZONE	RATE	ZONE	RATE	ZONE	RATE	ZONE	RATE
37101	304	37136	222	37308	217	37342	181	37402	128
37102	316	37137	232	37309	229	37343	169	37403	124
37103	289	37138	249	37310	219	37344	199	37404	119
37104	296	37139	255	37311	236	37345	195	37405	131
37105	312	37140	243	37311	135	37346	185	37406	118
37106	305	37141	250	37312	247	37347	175	37407	107
37107	287	37142	258	37313	251	37348	170	37408	98
37108	284	37143	249	37314	243	37349	172	37409	88
37109	274	37201	252	37315	241	37350	178	37410	77
37110	261	37202	263	37316	224	37351	188	37412	91
37111	251	37203	272	37317	215	37352	204	37413	104
37112	260	37204	285	37318	206	37353	199	37414	85
37113	272	37205	276	37319	194	37354	189	37415	112
37114	284	37206	265	37320	197	37355	185	37416	109
37115	267	37207	257	37321	198	37356	178	37417	109
37116	264	37208	243	37322	212	37357	178	37418	116
37117	268	37209	229	37323	217	37358	173	37419	121
37118	288	37210	216	37324	233	37359	164	37420	116
37119	288	37211	202	37325	232	37360	156	37421	90
37120	284	37212	192	37326	227	37361	163	37422	67
37121	275	37213	184	37327	226	37362	172	37423	59
37122	278	37214	216	37328	216	37363	182	37424	69
37123	267	37215	197	37329	212	37364	149	37425	83
37124	274	37216	177	37330	206	37365	155	37426	96
37125	277	37217	173	37331	206	37366	155	37427	107
37126	276	37218	175	37332	199	37367	165	37428	117
37127	266	37219	175	37333	210	37368	174	37429	100
37128	258	37220	167	37334	201	37369	184	37430	88
37129	255	37301	239	37335	224	37370	176	37431	92
37130	254	37302	250	37336	215	37371	164	37432	87
37131	250	37303	238	37337	205	37372	155	37433	87
37132	251	37304	225	37338	192	37373	159	37434	84
37133	242	37305	225	37339	187	37374	146	37435	76
37134	235	37306	237	37340	190	37375	150	37436	59
37135	230	37307	250	37341	185	37401	139	37437	53

* CHANGE

EFFECTIVE

ISSUED BY THE PUBLIC UTILITIES COMMISSION OF THE STATE OF CALIFORNIA,
CORRECTION 1611 SAN FRANCISCO, CALIFORNIA.

* SECTION 8 - ZONE RATES IN CENTS PER TON (CONTINUED)

COMMODITIES AS DESCRIBED IN ITEM 60

FROM SAN DIEGO COUNTY PRODUCTION AREA 37-0
 TO THE DELIVERY ZONES SET FORTH BELOW

ZONE	RATE	ZONE	RATE	ZONE	RATE	ZONE	RATE
37438	52	37519	120	37801	56	37934	132
37439	56	37520	105	37802	64	37935	134
37440	61	37521	113	37901	87	37940	153
37441	60	37522	126	37902	83		
37442	73	37523	103	37903	80		
37443	71	37524	80	37904	84		
37444	86	37525	66	37905	85		
37445	103	37526	33	37906	86		
37446	121	37527	25	37907	97		
37447	90	37528	25	37908	92		
37448	79	37529	29	37909	100		
37449	77	37530	45	37910	102		
37450	66	37531	63	37911	96		
37451	61	37532	52	37912	91		
37452	73	37533	43	37913	90		
37453	81	37534	49	37914	102		
37454	91	37536	67	37915	112		
37501	159	37537	69	37916	107		
37502	147	37538	60	37917	123		
37503	156	37539	57	37918	111		
37504	153	37540	65	37919	138		
37505	161	37541	72	37920	125		
37506	171	37542	46	37921	131		
37507	184	37543	52	37922	143		
37508	170	37601	45	37923	130		
37509	155	37602	50	37924	117		
37510	161	37603	63	37925	118		
37511	156	37604	60	37926	129		
37512	145	37605	70	37927	139		
37513	132	37606	80	37928	160		
37514	117	37607	92	37929	143		
37515	117	37608	99	37930	133		
37516	138	37609	106	37931	126		
37517	131	37610	70	37932	130		
37518	132	37611	77	37933	139		

* CHANGE

EFFECTIVE

ISSUED BY THE PUBLIC UTILITIES COMMISSION OF THE STATE OF CALIFORNIA.
 CORRECTION 1612 SAN FRANCISCO, CALIFORNIA.

MINIMUM RATE TARIFF 17

FIRST REVISED PAGE 8-00
CANCELS
ORIGINAL PAGE 8-00

* SECTION 8 - ZONE RATES IN CENTS PER TON (CONTINUED)

COMMODITIES AS DESCRIBED IN ITEM 60

FROM SAN DIEGO COUNTY PRODUCTION AREA 37-00
TO THE DELIVERY ZONES SET FORTH BELOW

ZONE RATE

37422 124
37423 115
37424 125
37436 116
37437 109

37439 106
37440 106
37441 102
37450 95
37451 95

37452 87
37453 85
37539 91
37540 86
37901 79

37902 77
37903 71
37904 80
37911 69
37912 62

37914 55
37915 67
37917 58
37918 48
37924 38

37925 36
37926 43
37930 29
37931 31
37940 66

* CHANGE

EFFECTIVE

ISSUED BY THE PUBLIC UTILITIES COMMISSION OF THE STATE OF CALIFORNIA,
CORRECTION 1613 SAN FRANCISCO, CALIFORNIA.

8-00

* SECTION 8 - ZONE RATES IN CENTS PER TON (CONTINUED)

COMMODITIES AS DESCRIBED IN ITEM 60

FROM SAN DIEGO COUNTY PRODUCTION AREA 37-P
TO THE DELIVERY ZONES SET FORTH BELOW

ZONE	RATE	ZONE	RATE	ZONE	RATE	ZONE	RATE	ZONE	RATE
30066	432	37117	291	37209	235	37324	239	37359	192
30067	444	37118	298	37210	221	37325	237	37360	184
30068	432	37119	294	37211	207	37326	232	37361	191
30069	415	37120	290	37212	198	37327	244	37362	201
30070	417	37121	281	37213	190	37328	244	37363	207
30071	429	37122	284	37214	222	37329	240	37364	178
30094	415	37123	273	37215	202	37330	235	37365	184
30095	409	37124	280	37216	182	37331	235	37366	183
30096	412	37125	283	37217	178	37332	228	37367	194
30097	388	37126	282	37218	181	37333	239	37368	203
30098	380	37127	272	37219	181	37334	230	37369	194
30099	399	37128	263	37220	173	37335	229	37370	181
30100	384	37129	261	37301	244	37336	220	37371	170
30101	370	37130	260	37302	255	37337	210	37372	160
30102	363	37131	256	37303	244	37338	198	37373	165
30103	370	37132	256	37304	230	37339	192	37374	152
30116	350	37133	270	37305	231	37340	195	37375	156
30117	339	37134	264	37306	242	37341	190	37401	168
30118	331	37135	259	37307	255	37342	187	37402	157
37101	333	37136	251	37308	246	37343	174	37403	152
37102	345	37137	261	37309	257	37344	205	37404	147
37103	317	37138	278	37310	248	37345	221	37405	140
37104	324	37139	278	37311	265	37346	213	37406	142
37105	340	37140	269	37312	258	37347	203	37407	136
37106	333	37141	273	37313	256	37348	198	37408	126
37107	315	37142	267	37314	248	37349	200	37409	117
37108	312	37143	255	37315	246	37350	207	37410	106
37109	302	37201	258	37316	230	37351	217	37411	115
37110	289	37202	268	37317	221	37352	215	37412	120
37111	280	37203	278	37318	211	37353	227	37413	133
37112	288	37204	290	37319	200	37354	218	37414	114
37113	300	37205	282	37320	203	37355	214	37415	141
37114	312	37206	270	37321	204	37356	206	37416	137
37115	296	37207	262	37322	217	37357	206	37417	138
37116	292	37208	249	37323	223	37358	201	37418	144

* CHANGE

EFFECTIVE

ISSUED BY THE PUBLIC UTILITIES COMMISSION OF THE STATE OF CALIFORNIA.
CORRECTION 1614

SAN FRANCISCO, CALIFORNIA.

* SECTION 8 - ZONE RATES IN CENTS PER TON (CONTINUED)

COMMODITIES AS DESCRIBED IN ITEM 60

FROM SAN DIEGO COUNTY PRODUCTION AREA 37-P
 TO THE DELIVERY ZONES SET FORTH BELOW

ZONE	RATE	ZONE	RATE	ZONE	RATE	ZONE	RATE
37419	149	37454	111	37536	61	37915	102
37420	145	37501	164	37537	72	37916	96
37421	118	37502	152	37538	88	37917	112
37422	96	37503	162	37539	86	37918	128
37423	88	37504	159	37540	91	37919	156
37424	97	37505	167	37541	76	37920	143
37425	111	37506	170	37542	25	37921	148
37426	125	37507	157	37543	29	37922	161
37427	135	37508	142	37601	30	37923	147
37428	146	37509	127	37602	40	37924	134
37429	128	37510	134	37603	41	37925	136
37430	117	37511	129	37604	38	37926	142
37431	121	37512	117	37605	49	37927	155
37432	116	37513	104	37606	57	37928	176
37433	116	37514	89	37607	70	37929	161
37434	113	37515	90	37608	76	37930	150
37435	104	37516	111	37609	84	37931	144
37436	88	37517	127	37610	47	37932	147
37437	81	37518	133	37611	55	37933	157
37438	80	37519	125	37801	46	37934	150
37439	84	37520	122	37802	54	37935	152
37440	89	37521	113	37901	105	37940	169
37441	89	37522	103	37902	101		
37442	102	37523	75	37903	98		
37443	99	37524	52	37904	89		
37444	114	37525	38	37905	80		
37445	132	37526	35	37906	76		
37446	149	37527	41	37907	87		
37447	119	37528	50	37908	82		
37448	107	37529	57	37909	90		
37449	106	37530	73	37910	99		
37450	94	37531	72	37911	101		
37451	90	37532	60	37912	107		
37452	101	37533	41	37913	107		
37453	106	37534	47	37914	116		

* CHANGE

EFFECTIVE

ISSUED BY THE PUBLIC UTILITIES COMMISSION OF THE STATE OF CALIFORNIA.
 CORRECTION 1615 SAN FRANCISCO, CALIFORNIA.

MINIMUM RATE TARIFF 17

FIRST REVISED PAGE 8-PP
CANCELS
ORIGINAL PAGE 8-PP

* SECTION 8 - ZONE RATES IN CENTS PER TON (CONTINUED)

COMMODITIES AS DESCRIBED IN ITEM 60

FROM SAN DIEGO COUNTY PRODUCTION AREA 37-PP
TO THE DELIVERY ZONES SET FORTH BELOW

ZONE RATE

37422	125
37423	117
37424	126
37436	117
37437	111
37439	107
37440	108
37441	103
37450	96
37451	96
37452	88
37453	87
37539	92
37540	87
37901	80
37902	78
37903	73
37904	82
37911	70
37912	63
37914	56
37915	69
37917	59
37918	49
37924	40
37925	38
37926	44
37930	30
37931	33
37940	67

* CHANGE

EFFECTIVE

ISSUED BY THE PUBLIC UTILITIES COMMISSION OF THE STATE OF CALIFORNIA,
CORRECTION 1616

SAN FRANCISCO, CALIFORNIA.

8-PP

SECTION 8 - ZONE RATES IN CENTS PER TON (CONTINUED)

COMMODITIES AS DESCRIBED IN ITEM 60

FROM SAN DIEGO COUNTY PRODUCTION AREA 37-R
 TO THE DELIVERY ZONES SET FORTH BELOW

ZONE	RATE	ZONE	RATE	ZONE	RATE	ZONE	RATE	ZONE	RATE
30066	437	37117	287	37209	231	37324	235	37359	196
30067	449	37118	294	37210	217	37325	233	37360	189
30068	437	37119	290	37211	203	37326	228	37361	196
30069	420	37120	286	37212	194	37327	240	37362	205
30070	421	37121	276	37213	186	37328	249	37363	203
30071	433	37122	280	37214	218	37329	245	37364	182
30094	420	37123	268	37215	198	37330	239	37365	188
30095	414	37124	276	37216	178	37331	239	37366	187
30096	416	37125	279	37217	174	37332	232	37367	198
30097	393	37126	278	37218	177	37333	236	37368	200
30098	384	37127	268	37219	177	37334	227	37369	190
30099	403	37128	259	37220	169	37335	225	37370	177
30100	388	37129	256	37301	240	37336	216	37371	166
30101	374	37130	256	37302	251	37337	206	37372	156
30102	367	37131	252	37303	240	37338	194	37373	161
30103	375	37132	252	37304	226	37339	188	37374	148
30116	354	37133	275	37305	227	37340	191	37375	152
30117	343	37134	268	37306	238	37341	186	37401	172
30118	336	37135	263	37307	251	37342	183	37402	161
37101	337	37136	255	37308	250	37343	170	37403	157
37102	349	37137	265	37309	262	37344	201	37404	152
37103	322	37138	282	37310	252	37345	217	37405	136
37104	329	37139	274	37311	265	37346	218	37406	137
37105	345	37140	265	37312	254	37347	208	37407	132
37106	338	37141	269	37313	252	37348	203	37408	131
37107	320	37142	263	37314	244	37349	205	37409	121
37108	317	37143	251	37315	242	37350	211	37410	110
37109	307	37201	254	37316	226	37351	221	37411	119
37110	293	37202	264	37317	217	37352	211	37412	124
37111	284	37203	274	37318	207	37353	229	37413	137
37112	293	37204	286	37319	196	37354	222	37414	118
37113	305	37205	278	37320	199	37355	218	37415	145
37114	317	37206	266	37321	200	37356	211	37416	142
37115	300	37207	258	37322	213	37357	211	37417	142
37116	297	37208	245	37323	219	37358	206	37418	149

CHANGE

EFFECTIVE

ISSUED BY THE PUBLIC UTILITIES COMMISSION OF THE STATE OF CALIFORNIA.
 CORRECTION 1617 SAN FRANCISCO, CALIFORNIA.

* SECTION 8 - ZONE RATES IN CENTS PER TON (CONTINUED)

COMMODITIES AS DESCRIBED IN ITEM 60

FROM SAN DIEGO COUNTY PRODUCTION AREA 37-R
TO THE DELIVERY ZONES SET FORTH BELOW

ZONE	RATE	ZONE	RATE	ZONE	RATE	ZONE	RATE
37419	154	37454	115	37536	65	37915	107
37420	149	37501	160	37537	76	37916	101
37421	123	37502	148	37538	93	37917	117
37422	100	37503	158	37539	90	37918	133
37423	92	37504	155	37540	95	37919	160
37424	102	37505	163	37541	80	37920	147
37425	116	37506	166	37542	31	37921	153
37426	129	37507	153	37543	26	37922	165
37427	140	37508	138	37601	34	37923	152
37428	150	37509	123	37602	42	37924	138
37429	133	37510	130	37603	38	37925	140
37430	121	37511	125	37604	35	37926	146
37431	125	37512	113	37605	46	37927	159
37432	120	37513	100	37606	55	37928	180
37433	120	37514	85	37607	67	37929	165
37434	117	37515	86	37608	74	37930	154
37435	108	37516	107	37609	81	37931	148
37436	92	37517	123	37610	44	37932	152
37437	86	37518	129	37611	52	37933	161
37438	85	37519	121	37801	50	37934	154
37439	89	37520	118	37802	53	37935	156
37440	94	37521	109	37901	109	37940	173
37441	93	37522	99	37902	105		
37442	106	37523	71	37903	102		
37443	104	37524	48	37904	93		
37444	119	37525	34	37905	85		
37445	136	37526	39	37906	80		
37446	154	37527	45	37907	91		
37447	123	37528	55	37908	86		
37448	112	37529	61	37909	95		
37449	110	37530	78	37910	103		
37450	99	37531	76	37911	106		
37451	94	37532	65	37912	112		
37452	106	37533	45	37913	112		
37453	111	37534	52	37914	121		

* CHANGE

EFFECTIVE

ISSUED BY THE PUBLIC UTILITIES COMMISSION OF THE STATE OF CALIFORNIA,
CORRECTION 1618 SAN FRANCISCO, CALIFORNIA.

* SECTION 8 - ZONE RATES IN CENTS PER TON (CONTINUED)

COMMODITIES AS DESCRIBED IN ITEM 60

FROM SAN DIEGO COUNTY PRODUCTION AREA 37-S
TO THE DELIVERY ZONES SET FORTH BELOW

ZONE	RATE	ZONE	RATE	ZONE	RATE	ZONE	RATE	ZONE	RATE
30066	444	37117	285	37209	229	37324	233	37359	203
30067	455	37118	292	37210	216	37325	232	37360	196
30068	443	37119	288	37211	202	37326	227	37361	203
30069	426	37120	284	37212	192	37327	238	37362	206
30070	428	37121	275	37213	184	37328	250	37363	201
30071	440	37122	278	37214	216	37329	251	37364	189
30094	426	37123	267	37215	197	37330	246	37365	195
30095	420	37124	274	37216	177	37331	246	37366	194
30096	423	37125	277	37217	173	37332	239	37367	205
30097	399	37126	276	37218	175	37333	235	37368	199
30098	391	37127	266	37219	175	37334	226	37369	188
30099	410	37128	258	37220	167	37335	224	37370	175
30100	395	37129	255	37301	239	37336	214	37371	164
30101	381	37130	254	37302	250	37337	205	37372	155
30102	374	37131	250	37303	238	37338	192	37373	159
30103	381	37132	251	37304	225	37339	187	37374	146
30116	361	37133	282	37305	225	37340	190	37375	150
30117	350	37134	275	37306	237	37341	185	37401	179
30118	342	37135	270	37307	249	37342	181	37402	168
37101	344	37136	262	37308	257	37343	168	37403	163
37102	356	37137	272	37309	261	37344	199	37404	158
37103	328	37138	289	37310	256	37345	216	37405	134
37104	335	37139	272	37311	264	37346	224	37406	136
37105	351	37140	263	37312	252	37347	214	37407	130
37106	345	37141	267	37313	251	37348	210	37408	130
37107	327	37142	261	37314	242	37349	212	37409	128
37108	323	37143	249	37315	241	37350	218	37410	117
37109	313	37201	252	37316	224	37351	227	37411	126
37110	300	37202	263	37317	215	37352	210	37412	131
37111	291	37203	272	37318	206	37353	227	37413	144
37112	300	37204	285	37319	194	37354	229	37414	125
37113	311	37205	276	37320	197	37355	225	37415	152
37114	323	37206	265	37321	198	37356	217	37416	148
37115	307	37207	257	37322	212	37357	217	37417	149
37116	298	37208	243	37323	217	37358	212	37418	156

* CHANGE

EFFECTIVE

ISSUED BY THE PUBLIC UTILITIES COMMISSION OF THE STATE OF CALIFORNIA,
CORRECTION 1619 SAN FRANCISCO, CALIFORNIA.

* SECTION 8 - ZONE RATES IN CENTS PER TON (CONTINUED)

COMMODITIES AS DESCRIBED IN ITEM 60

FROM SAN DIEGO COUNTY PRODUCTION AREA 37-S
TO THE DELIVERY ZONES SET FORTH BELOW

ZONE	RATE	ZONE	RATE	ZONE	RATE	ZONE	RATE
37419	160	37454	122	37536	72	37915	113
37420	156	37501	159	37537	83	37916	108
37421	129	37502	147	37538	99	37917	123
37422	107	37503	156	37539	97	37918	140
37423	99	37504	153	37540	102	37919	167
37424	108	37505	161	37541	87	37920	154
37425	122	37506	164	37542	38	37921	160
37426	136	37507	151	37543	29	37922	172
37427	147	37508	137	37601	39	37923	158
37428	157	37509	121	37602	44	37924	145
37429	139	37510	128	37603	38	37925	147
37430	128	37511	123	37604	20	37926	153
37431	132	37512	112	37605	44	37927	166
37432	127	37513	98	37606	52	37928	187
37433	127	37514	84	37607	65	37929	172
37434	124	37515	84	37608	71	37930	161
37435	115	37516	105	37609	79	37931	155
37436	99	37517	121	37610	42	37932	159
37437	93	37518	128	37611	50	37933	168
37438	92	37519	119	37801	57	37934	161
37439	95	37520	116	37802	55	37935	163
37440	101	37521	107	37901	116	37940	180
37441	100	37522	97	37902	112		
37442	113	37523	69	37903	109		
37443	110	37524	46	37904	100		
37444	125	37525	33	37905	91		
37445	143	37526	46	37906	87		
37446	161	37527	52	37907	98		
37447	130	37528	62	37908	93		
37448	119	37529	68	37909	101		
37449	117	37530	84	37910	110		
37450	106	37531	83	37911	112		
37451	101	37532	72	37912	118		
37452	112	37533	52	37913	118		
37453	117	37534	58	37914	127		

* CHANGE

EFFECTIVE

ISSUED BY THE PUBLIC UTILITIES COMMISSION OF THE STATE OF CALIFORNIA,
CORRECTION 1620 SAN FRANCISCO, CALIFORNIA.

* SECTION 8 - ZONE RATES IN CENTS PER TON (CONTINUED)

COMMODITIES AS DESCRIBED IN ITEM 60

FROM SAN DIEGO COUNTY PRODUCTION AREA 37-T
 TO THE DELIVERY ZONES SET FORTH BELOW

ZONE	RATE	ZONE	RATE	ZONE	RATE	ZONE	RATE	ZONE	RATE
37140	208	37342	146	37402	93	37437	19	37518	97
37213	149	37343	133	37403	92	37438	29	37519	85
37215	162	37344	164	37404	84	37439	34	37520	69
37216	142	37345	161	37405	96	37440	38	37521	78
37217	138	37346	150	37406	83	37441	39	37522	91
37218	140	37347	140	37407	72	37442	51	37523	116
37219	140	37348	136	37408	63	37443	49	37524	114
37220	132	37349	138	37409	53	37444	64	37525	101
37308	183	37350	144	37410	42	37445	81	37526	68
37309	194	37351	154	37411	51	37446	99	37527	60
37310	185	37352	170	37412	56	37447	68	37528	53
37311	202	37353	164	37413	69	37448	57	37529	43
37319	159	37354	155	37414	50	37449	56	37530	36
37320	162	37355	151	37415	77	37450	44	37531	52
37321	163	37356	143	37416	74	37451	39	37532	62
37322	177	37357	143	37417	78	37452	52	37533	78
37323	182	37358	138	37418	84	37453	60	37534	73
37324	198	37359	129	37419	89	37454	69	37536	57
37325	197	37360	122	37420	89	37501	124	37537	53
37326	192	37361	129	37421	55	37502	111	37538	44
37327	192	37362	138	37422	32	37503	121	37539	39
37328	181	37363	148	37423	24	37504	118	37540	50
37329	177	37364	115	37424	35	37505	126	37541	56
37330	172	37365	121	37425	48	37506	136	37542	81
37331	172	37366	120	37426	61	37507	149	37543	87
37332	165	37367	131	37427	82	37508	163	37601	79
37333	176	37368	140	37428	92	37509	156	37602	85
37334	167	37369	150	37429	77	37510	163	37603	98
37335	189	37370	140	37430	67	37511	158	37604	95
37336	179	37371	129	37431	69	37512	146	37605	99
37337	170	37372	120	37432	65	37513	133	37606	109
37338	157	37373	124	37433	65	37514	118	37607	121
37339	151	37374	111	37434	52	37515	102	37608	128
37340	155	37375	115	37435	52	37516	106	37609	135
37341	150	37401	105	37436	35	37517	96	37610	104

* CHANGE

EFFECTIVE

ISSUED BY THE PUBLIC UTILITIES COMMISSION OF THE STATE OF CALIFORNIA,
 CORRECTION 1621 SAN FRANCISCO, CALIFORNIA.

* SECTION 8 - ZONE RATES IN CENTS PER TON (CONTINUED)

COMMODITIES AS DESCRIBED IN ITEM 60

FROM SAN DIEGO COUNTY PRODUCTION AREA 37-T
TO THE DELIVERY ZONES SET FORTH BELOW

ZONE	RATE	ZONE	RATE
37611	112	37933	118
37801	81	37934	111
37802	92	37935	113
37901	66	37940	132
37902	62		
37903	59		
37904	68		
37905	69		
37906	77		
37907	82		
37908	83		
37909	92		
37910	86		
37911	80		
37912	70		
37913	69		
37914	81		
37915	91		
37916	98		
37917	105		
37918	90		
37919	117		
37920	104		
37921	110		
37922	122		
37923	109		
37924	95		
37925	97		
37926	108		
37927	118		
37928	139		
37929	122		
37930	112		
37931	105		
37932	109		

* CHANGE

EFFECTIVE

ISSUED BY THE PUBLIC UTILITIES COMMISSION OF THE STATE OF CALIFORNIA.
CORRECTION 1622 SAN FRANCISCO, CALIFORNIA.

* SECTION 8 - ZONE RATES IN CENTS PER TON (CONTINUED)

COMMODITIES AS DESCRIBED IN ITEM 60

FROM SAN DIEGO COUNTY PRODUCTION AREA 37-U
 TO THE DELIVERY ZONES SET FORTH BELOW

ZONE	RATE	ZONE	RATE	ZONE	RATE	ZONE	RATE
37101	287	37136	206	37308	201	37343	152
37102	300	37137	216	37309	212	37344	182
37103	272	37138	233	37310	203	37345	179
37104	279	37139	239	37311	220	37346	168
37105	295	37140	226	37312	231	37347	158
37106	288	37141	234	37313	234	37348	153
37107	270	37142	241	37314	226	37349	155
37108	267	37143	233	37315	224	37350	161
37109	257	37201	236	37316	207	37351	171
37110	244	37202	246	37317	199	37352	187
37111	235	37203	255	37318	189	37353	182
37112	243	37204	268	37319	178	37354	172
37113	255	37205	259	37320	181	37355	168
37114	267	37206	248	37321	182	37356	161
37115	251	37207	240	37322	195	37357	161
37116	247	37208	227	37323	201	37358	156
37117	252	37209	213	37324	216	37359	147
37118	272	37210	199	37325	215	37360	139
37119	272	37211	185	37326	210	37361	146
37120	267	37212	176	37327	210	37362	156
37121	258	37213	168	37328	199	37363	165
37122	262	37214	200	37329	195	37364	132
37123	250	37215	180	37330	190	37365	138
37124	258	37216	160	37331	190	37366	138
37125	260	37217	156	37332	182	37367	148
37126	260	37218	159	37333	194	37368	158
37127	250	37219	159	37334	185	37369	168
37128	241	37220	150	37335	207	37370	159
37129	238	37301	222	37336	198	37371	148
37130	238	37302	233	37337	188	37372	138
37131	234	37303	222	37338	176	37373	142
37132	234	37304	208	37339	170	37374	130
37133	225	37305	209	37340	173	37375	134
37134	219	37306	220	37341	168	37401	122
37135	213	37307	233	37342	165	37402	111
						37403	107
						37404	102
						37405	114
						37406	101
						37407	91
						37408	81
						37409	71
						37410	61
						37411	70
						37412	75
						37413	88
						37414	69
						37415	96
						37416	92
						37417	93
						37418	99
						37419	104
						37420	100
						37421	73
						37422	51
						37423	42
						37424	52
						37425	66
						37426	79
						37427	90
						37428	100
						37429	83
						37430	72
						37431	76
						37432	70
						37433	71
						37434	67
						37435	59
						37436	42
						37437	36

* CHANGE

EFFECTIVE

ISSUED BY THE PUBLIC UTILITIES COMMISSION OF THE STATE OF CALIFORNIA,
 CORRECTION 1623 SAN FRANCISCO, CALIFORNIA.

* SECTION 8 - ZONE RATES IN CENTS PER TON (CONTINUED)

COMMODITIES AS DESCRIBED IN ITEM 60

FROM SAN DIEGO COUNTY PRODUCTION AREA 37-U
TO THE DELIVERY ZONES SET FORTH BELOW

ZONE	RATE	ZONE	RATE	ZONE	RATE	ZONE	RATE
37438	35	37519	103	37801	73	37934	116
37439	39	37520	88	37802	81	37935	118
37440	44	37521	97	37901	71	37940	136
37441	44	37522	110	37902	67		
37442	57	37523	119	37903	64		
37443	54	37524	96	37904	67		
37444	69	37525	83	37905	69		
37445	86	37526	50	37906	76		
37446	104	37527	42	37907	82		
37447	73	37528	35	37908	82		
37448	62	37529	25	37909	91		
37449	61	37530	28	37910	85		
37450	49	37531	49	37911	79		
37451	44	37532	60	37912	75		
37452	57	37533	60	37913	73		
37453	65	37534	65	37914	85		
37454	74	37536	56	37915	95		
37501	142	37537	52	37916	97		
37502	130	37538	43	37917	109		
37503	140	37539	41	37918	95		
37504	137	37540	49	37919	122		
37505	145	37541	55	37920	108		
37506	155	37542	63	37921	114		
37507	168	37543	68	37922	126		
37508	181	37601	61	37923	113		
37509	171	37602	67	37924	100		
37510	178	37603	79	37925	102		
37511	173	37604	77	37926	112		
37512	162	37605	87	37927	122		
37513	148	37606	96	37928	143		
37514	134	37607	109	37929	127		
37515	120	37608	115	37930	116		
37516	125	37609	123	37931	110		
37517	114	37610	86	37932	113		
37518	116	37611	94	37933	122		

* CHANGE

EFFECTIVE

ISSUED BY THE PUBLIC UTILITIES COMMISSION OF THE STATE OF CALIFORNIA,
CORRECTION 1624 SAN FRANCISCO, CALIFORNIA.

* SECTION 8 - ZONE RATES IN CENTS PER TON (CONTINUED)

COMMODITIES AS DESCRIBED IN ITEM 60

FROM SAN DIEGO COUNTY PRODUCTION AREA 37-W
TO THE DELIVERY ZONES SET FORTH BELOW

ZONE	RATE	ZONE	RATE	ZONE	RATE	ZONE	RATE	ZONE	RATE
37101	267	37136	185	37308	180	37343	152	37403	86
37102	279	37137	195	37309	192	37344	172	37404	81
37103	251	37138	212	37310	182	37345	158	37405	114
37104	258	37139	218	37311	199	37346	147	37406	101
37105	274	37140	205	37312	210	37347	137	37407	91
37106	268	37141	213	37313	221	37348	133	37408	81
37107	250	37142	220	37314	219	37349	135	37409	72
37108	246	37143	230	37315	224	37350	141	37410	61
37109	236	37201	236	37316	208	37351	151	37411	70
37110	223	37202	246	37317	199	37352	166	37412	75
37111	214	37203	256	37318	189	37353	161	37413	88
37112	222	37204	268	37319	178	37354	152	37414	62
37113	234	37205	260	37320	181	37355	148	37415	81
37114	246	37206	248	37321	182	37356	140	37416	79
37115	230	37207	240	37322	195	37357	140	37417	72
37116	226	37208	227	37323	199	37358	135	37418	79
37117	231	37209	213	37324	215	37359	126	37419	83
37118	251	37210	199	37325	211	37360	119	37420	79
37119	272	37211	185	37326	196	37361	126	37421	67
37120	268	37212	176	37327	189	37362	135	37422	52
37121	259	37213	168	37328	178	37363	145	37423	43
37122	262	37214	200	37329	174	37364	112	37424	45
37123	251	37215	180	37330	169	37365	118	37425	57
37124	258	37216	160	37331	169	37366	117	37426	60
37125	261	37217	156	37332	162	37367	128	37427	70
37126	260	37218	159	37333	173	37368	137	37428	80
37127	250	37219	159	37334	164	37369	147	37429	62
37128	241	37220	151	37335	198	37370	159	37430	51
37129	239	37301	222	37336	196	37371	148	37431	55
37130	238	37302	233	37337	187	37372	138	37432	50
37131	234	37303	222	37338	176	37373	143	37433	50
37132	234	37304	208	37339	170	37374	130	37434	50
37133	205	37305	209	37340	174	37375	134	37435	34
37134	198	37306	220	37341	168	37401	102	37436	38
37135	193	37307	233	37342	165	37402	92	37437	37

* CHANGE

EFFECTIVE

ISSUED BY THE PUBLIC UTILITIES COMMISSION OF THE STATE OF CALIFORNIA.
CORRECTION 1625 SAN FRANCISCO, CALIFORNIA.

* SECTION 8 - ZONE RATES IN CENTS PER TON (CONTINUED)

COMMODITIES AS DESCRIBED IN ITEM 60

FROM SAN DIEGO COUNTY PRODUCTION AREA 37-W
TO THE DELIVERY ZONES SET FORTH BELOW

ZONE	RATE	ZONE	RATE	ZONE	RATE	ZONE	RATE
37438	27	37519	104	37801	86	37934	109
37439	34	37520	88	37802	98	37935	111
37440	22	37521	97	37901	51	37940	130
37441	28	37522	110	37902	54		
37442	31	37523	135	37903	63		
37443	33	37524	121	37904	72		
37444	48	37525	108	37905	73		
37445	66	37526	75	37906	83		
37446	84	37527	67	37907	86		
37447	53	37528	60	37908	88		
37448	42	37529	50	37909	97		
37449	40	37530	43	37910	87		
37450	34	37531	57	37911	83		
37451	37	37532	67	37912	68		
37452	50	37533	85	37913	66		
37453	47	37534	78	37914	79		
37454	54	37536	62	37915	89		
37501	142	37537	58	37916	99		
37502	130	37538	49	37917	103		
37503	140	37539	44	37918	88		
37504	137	37540	55	37919	105		
37505	145	37541	61	37920	91		
37506	155	37542	88	37921	97		
37507	168	37543	93	37922	110		
37508	182	37601	86	37923	107		
37509	175	37602	91	37924	93		
37510	182	37603	104	37925	95		
37511	176	37604	102	37926	106		
37512	165	37605	104	37927	116		
37513	152	37606	114	37928	137		
37514	137	37607	127	37929	120		
37515	121	37608	133	37930	110		
37516	125	37609	141	37931	103		
37517	115	37610	111	37932	107		
37518	116	37611	119	37933	116		

* CHANGE

EFFECTIVE

ISSUED BY THE PUBLIC UTILITIES COMMISSION OF THE STATE OF CALIFORNIA.
CORRECTION 1626

SAN FRANCISCO, CALIFORNIA.

* SECTION 8 - ZONE RATES IN CENTS PER TON (CONTINUED)

COMMODITIES AS DESCRIBED IN ITEM 60

FROM SAN DIEGO COUNTY PRODUCTION AREA 37-X
 TO THE DELIVERY ZONES SET FORTH BELOW

ZONE	RATE	ZONE	RATE	ZONE	RATE	ZONE	RATE	ZONE	RATE
37101	272	37136	190	37308	185	37343	146	37403	92
37102	284	37137	201	37309	197	37344	177	37404	87
37103	257	37138	217	37310	187	37345	163	37405	109
37104	264	37139	223	37311	205	37346	153	37406	96
37105	280	37140	211	37312	216	37347	143	37407	85
37106	273	37141	218	37313	227	37348	138	37408	76
37107	255	37142	226	37314	220	37349	140	37409	66
37108	252	37143	227	37315	218	37350	146	37410	55
37109	242	37201	230	37316	202	37351	156	37411	64
37110	229	37202	241	37317	193	37352	172	37412	69
37111	219	37203	250	37318	184	37353	167	37413	82
37112	228	37204	263	37319	172	37354	157	37414	63
37113	240	37205	254	37320	175	37355	153	37415	87
37114	252	37206	243	37321	176	37356	146	37416	84
37115	235	37207	235	37322	190	37357	146	37417	77
37116	232	37208	221	37323	195	37358	141	37418	84
37117	236	37209	207	37324	211	37359	132	37419	89
37118	256	37210	194	37325	210	37360	124	37420	84
37119	266	37211	180	37326	202	37361	131	37421	68
37120	262	37212	170	37327	194	37362	140	37422	45
37121	253	37213	162	37328	184	37363	150	37423	37
37122	256	37214	194	37329	180	37364	117	37424	42
37123	245	37215	175	37330	174	37365	123	37425	59
37124	252	37216	155	37331	174	37366	123	37426	66
37125	255	37217	151	37332	167	37367	133	37427	75
37126	254	37218	153	37333	179	37368	142	37428	85
37127	244	37219	153	37334	169	37369	153	37429	68
37128	236	37220	145	37335	202	37370	153	37430	57
37129	233	37301	217	37336	192	37371	142	37431	60
37130	232	37302	228	37337	182	37372	133	37432	55
37131	228	37303	216	37338	170	37373	137	37433	55
37132	229	37304	203	37339	165	37374	124	37434	57
37133	210	37305	203	37340	168	37375	128	37435	42
37134	203	37306	215	37341	163	37401	107	37436	32
37135	198	37307	227	37342	159	37402	98	37437	31

* CHANGE

EFFECTIVE

ISSUED BY THE PUBLIC UTILITIES COMMISSION OF THE STATE OF CALIFORNIA,
 CORRECTION 1627 SAN FRANCISCO, CALIFORNIA.

MINIMUM RATE TARIFF 17

* SECTION 8 - ZONE RATES IN CENTS PER TON (CONTINUED)

COMMODITIES AS DESCRIBED IN ITFM 60

FROM SAN DIEGO COUNTY PRODUCTION AREA 37-X
TO THE DELIVERY ZONES SET FORTH BELOW

ZONE	RATE	ZONE	RATE	ZONE	RATE	ZONE	RATE
37438	20	37519	98	37801	81	37934	112
37439	34	37520	83	37802	93	37935	114
37440	27	37521	91	37901	56	37940	132
37441	28	37522	104	37902	59		
37442	39	37523	129	37903	59		
37443	39	37524	115	37904	68		
37444	54	37525	101	37905	70		
37445	71	37526	68	37906	78		
37446	89	37527	60	37907	83		
37447	58	37528	54	37908	83		
37448	47	37529	43	37909	92		
37449	46	37530	36	37910	86		
37450	34	37531	53	37911	80		
37451	37	37532	62	37912	71		
37452	51	37533	78	37913	69		
37453	50	37534	73	37914	81		
37454	59	37536	57	37915	91		
37501	137	37537	53	37916	98		
37502	124	37538	44	37917	105		
37503	134	37539	40	37918	91		
37504	131	37540	50	37919	110		
37505	139	37541	56	37920	97		
37506	149	37542	82	37921	103		
37507	162	37543	87	37922	115		
37508	176	37601	80	37923	109		
37509	169	37602	85	37924	96		
37510	176	37603	98	37925	98		
37511	171	37604	95	37926	108		
37512	159	37605	99	37927	118		
37513	146	37606	109	37928	139		
37514	131	37607	122	37929	123		
37515	115	37608	128	37930	112		
37516	119	37609	136	37931	105		
37517	109	37610	105	37932	109		
37518	110	37611	112	37933	118		

* CHANGE

EFFECTIVE

ISSUED BY THE PUBLIC UTILITIES COMMISSION OF THE STATE OF CALIFORNIA,
CORRECTION 1628 SAN FRANCISCO, CALIFORNIA.

* SECTION 8 - ZONE RATES IN CENTS PER TON (CONTINUED)

COMMODITIES AS DESCRIBED IN ITEM 60

FROM SAN DIEGO COUNTY PRODUCTION AREA 37-Y
 TO THE DELIVERY ZONES SET FORTH BELOW

ZONE	RATE	ZONE	RATE	ZONE	RATE	ZONE	RATE	ZONE	RATE
37106	280	37333	186	37368	149	37428	92	37509	170
37107	262	37334	176	37369	160	37429	75	37510	177
37113	247	37335	203	37370	155	37430	64	37511	172
37114	259	37336	194	37371	144	37431	67	37512	160
37115	242	37337	184	37372	134	37432	62	37513	147
37116	239	37338	172	37373	138	37433	62	37514	133
37117	243	37339	166	37374	125	37434	63	37515	116
37136	197	37340	169	37375	129	37435	54	37516	121
37137	207	37341	164	37401	114	37436	38	37517	110
37138	224	37342	161	37402	104	37437	32	37518	112
37139	230	37343	148	37403	99	37438	31	37519	99
37140	218	37344	178	37404	94	37439	31	37520	84
37141	225	37345	170	37405	110	37440	40	37521	92
37216	156	37346	160	37406	97	37441	35	37522	106
37217	152	37347	150	37407	87	37442	51	37523	128
37218	155	37348	145	37408	77	37443	46	37524	106
37219	154	37349	147	37409	67	37444	61	37525	92
37220	146	37350	153	37410	57	37445	78	37526	59
37307	229	37351	163	37411	65	37446	96	37527	51
37308	192	37352	179	37412	71	37447	65	37528	44
37309	204	37353	174	37413	83	37448	54	37529	34
37310	194	37354	164	37414	65	37449	53	37530	25
37311	211	37355	160	37415	91	37450	41	37531	43
37312	222	37356	153	37416	88	37451	36	37532	53
37321	177	37357	153	37417	84	37452	48	37533	69
37323	196	37358	148	37418	91	37453	57	37534	64
37324	212	37359	139	37419	96	37454	66	37536	47
37325	211	37360	131	37420	91	37501	138	37537	44
37326	206	37361	138	37421	69	37502	126	37538	35
37327	201	37362	147	37422	46	37503	135	37539	32
37328	191	37363	157	37423	38	37504	132	37540	40
37329	187	37364	124	37424	48	37505	140	37541	47
37330	181	37365	130	37425	62	37506	151	37542	72
37331	181	37366	130	37426	73	37507	163	37543	77
37332	174	37367	140	37427	82	37508	177	37601	70

* CHANGE

EFFECTIVE

ISSUED BY THE PUBLIC UTILITIES COMMISSION OF THE STATE OF CALIFORNIA,
 CORRECTION 1629 SAN FRANCISCO, CALIFORNIA.

* SECTION 8 - ZONE RATES IN CENTS PER TON (CONTINUED)

COMMODITIES AS DESCRIBED IN ITEM 60

FROM SAN DIEGO COUNTY PRODUCTION AREA 37-Y
TO THE DELIVERY ZONES SET FORTH BELOW

ZONE	RATE	ZONE	RATE
37602	76	37924	92
37603	89	37925	93
37604	86	37926	104
37605	89	37927	114
37606	100	37928	135
37607	112	37929	118
37608	119	37930	108
37609	126	37931	101
37610	95	37932	105
37611	103	37933	114
37801	72	37934	107
37802	83	37935	110
37901	62	37940	128
37902	59		
37903	55		
37904	59		
37905	60		
37906	68		
37907	73		
37908	74		
37909	82		
37910	77		
37911	71		
37912	66		
37913	65		
37914	77		
37915	87		
37916	88		
37917	101		
37918	87		
37919	113		
37920	100		
37921	106		
37922	118		
37923	105		

* CHANGE

EFFECTIVE

ISSUED BY THE PUBLIC UTILITIES COMMISSION OF THE STATE OF CALIFORNIA.
CORRECTION 1630 SAN FRANCISCO, CALIFORNIA.

* SECTION 8 - ZONE RATES IN CENTS PER TON (CONTINUED)

COMMODITIES AS DESCRIBED IN ITEM 60

FROM SAN DIEGO COUNTY PRODUCTION AREA 37-Z
 TO THE DELIVERY ZONES SET FORTH BELOW

ZONE	RATE	ZONE	RATE	ZONE	RATE	ZONE	RATE	ZONE	RATE
37213	200	37409	147	37444	145	37525	49	37905	108
37216	193	37410	136	37445	162	37526	65	37906	104
37217	189	37411	145	37446	180	37527	71	37907	115
37218	192	37412	150	37447	148	37528	81	37908	110
37219	191	37413	163	37448	138	37529	87	37909	118
37220	183	37414	144	37449	136	37530	103	37910	127
37321	214	37415	171	37450	125	37531	102	37911	129
37322	228	37416	168	37451	120	37532	88	37912	135
37323	233	37417	168	37452	129	37533	71	37913	135
37324	249	37418	175	37453	134	37534	77	37914	144
37325	248	37419	180	37454	139	37536	89	37915	130
37326	243	37420	175	37501	175	37537	100	37916	124
37335	240	37421	149	37502	163	37538	116	37917	140
37336	231	37422	126	37503	172	37539	116	37918	156
37337	221	37423	118	37504	169	37540	119	37919	184
37338	208	37424	128	37505	177	37541	104	37920	171
37339	203	37425	142	37506	180	37542	57	37921	176
37340	206	37426	155	37507	168	37543	45	37922	189
37341	201	37427	166	37508	153	37601	58	37923	175
37342	198	37428	176	37509	138	37602	63	37924	162
37343	185	37429	158	37510	144	37603	50	37925	164
37344	215	37430	147	37511	139	37604	39	37926	170
37371	181	37431	151	37512	128	37605	47	37927	183
37372	171	37432	146	37513	114	37606	49	37928	204
37373	175	37433	146	37514	100	37607	62	37929	189
37374	162	37434	143	37515	100	37608	68	37930	178
37375	166	37435	134	37516	121	37609	76	37931	172
37401	198	37436	118	37517	137	37610	29	37932	175
37402	187	37437	112	37518	144	37611	23	37933	184
37403	182	37438	111	37519	135	37801	70	37934	178
37404	177	37439	115	37520	132	37802	62	37935	180
37405	150	37440	120	37521	124	37901	133	37940	196
37406	152	37441	119	37522	113	37902	129		
37407	146	37442	132	37523	86	37903	126		
37408	146	37443	129	37524	63	37904	117		

* CHANGE

EFFECTIVE

ISSUED BY THE PUBLIC UTILITIES COMMISSION OF THE STATE OF CALIFORNIA,
 CORRECTION 1631 SAN FRANCISCO, CALIFORNIA.

* SECTION 10 - ZONE RATES IN CENTS PER TON (CONTINUED)

COMMODITIES AS DESCRIBED IN ITEM 60

FROM VENTURA COUNTY PRODUCTION AREA 56-B
 TO THE DELIVERY ZONES SET FORTH BELOW

ZONE	RATE	ZONE	RATE	ZONE	RATE	ZONE	RATE	ZONE	RATE
42001	123	56001	142	56051	102	56089	44	56124	73
42002	113	56002	141	56052	96	56090	60	56125	84
42003	117	56003	127	56053	85	56091	69	56126	93
42004	121	56004	114	56054	77	56092	75	56127	102
42005	130	56005	118	56055	65	56093	81		
42006	138	56006	124	56056	66	56094	90		
42007	135	56007	127	56057	54	56095	115		
42008	143	56008	135	56058	50	56096	109		
42009	142	56009	120	56059	34	56097	108		
42010	143	56010	107	56060	43	56098	87		
42011	135	56011	93	56061	54	56099	71		
42012	139	56012	78	56062	65	56100	64		
42013	153	56013	76	56063	72	56101	61		
42014	154	56014	83	56064	99	56102	59		
42015	148	56015	98	56065	87	56103	50		
42016	153	56016	103	56066	71	56104	51		
42017	162	56017	138	56067	91	56105	51		
42018	179	56018	130	56068	108	56106	55		
42019	169	56019	140	56069	101	56107	72		
42020	164	56020	128	56070	90	56108	56		
42021	159	56021	117	56071	151	56109	59		
42022	155	56022	106	56072	135	56110	66		
42023	169	56023	95	56073	122	56111	85		
42024	161	56024	87	56074	107	56112	90		
42025	164	56025	79	56075	108	56113	98		
42026	170	56041	67	56076	96	56114	110		
42027	171	56042	60	56077	104	56115	121		
42028	178	56043	57	56081	81	56116	116		
42029	176	56044	48	56082	65	56117	103		
42030	183	56045	49	56083	43	56118	97		
42031	188	56046	59	56084	35	56119	70		
42032	193	56047	65	56085	56	56120	62		
42033	200	56048	70	56086	58	56121	63		
42034	209	56049	76	56087	47	56122	84		
42035	219	56050	85	56088	42	56123	78		

* CHANGE

EFFECTIVE

ISSUED BY THE PUBLIC UTILITIES COMMISSION OF THE STATE OF CALIFORNIA,
 CORRECTION 1632 SAN FRANCISCO, CALIFORNIA.

MINIMUM RATE TARIFF 17

* SECTION 10 - ZONE RATES IN CENTS PER TON (CONTINUED)

COMMODITIES AS DESCRIBED IN ITEM 60

FROM VENTURA COUNTY PRODUCTION AREA S6-C
 TO THE DELIVERY ZONES SET FORTH BELOW

ZONE	RATE	ZONE	RATE	ZONE	RATE	ZONE	RATE	ZONE	RATE
42001	125	56001	144	56051	104	56089	45	56124	74
42002	115	56002	143	56052	98	56090	57	56125	85
42003	119	56003	129	56053	87	56091	67	56126	94
42004	123	56004	116	56054	79	56092	73	56127	103
42005	132	56005	119	56055	67	56093	79		
42006	140	56006	126	56056	68	56094	88		
42007	137	56007	129	56057	56	56095	113		
42008	144	56008	128	56058	48	56096	107		
42009	144	56009	111	56059	32	56097	106		
42010	145	56010	98	56060	34	56098	85		
42011	137	56011	84	56061	44	56099	69		
42012	140	56012	69	56062	56	56100	62		
42013	154	56013	67	56063	63	56101	59		
42014	156	56014	74	56064	89	56102	60		
42015	150	56015	89	56065	78	56103	51		
42016	155	56016	94	56066	62	56104	54		
42017	164	56017	129	56067	82	56105	54		
42018	181	56018	121	56068	99	56106	58		
42019	171	56019	131	56069	92	56107	77		
42020	166	56020	119	56070	81	56108	60		
42021	160	56021	108	56071	142	56109	60		
42022	157	56022	97	56072	125	56110	64		
42023	171	56023	86	56073	113	56111	82		
42024	163	56024	78	56074	98	56112	88		
42025	166	56025	70	56075	99	56113	95		
42026	171	56041	58	56076	87	56114	107		
42027	173	56042	51	56077	95	56115	119		
42028	180	56043	48	56081	72	56116	114		
42029	177	56044	39	56082	56	56117	101		
42030	185	56045	40	56083	41	56118	94		
42031	190	56046	57	56084	33	56119	70		
42032	195	56047	64	56085	58	56120	63		
42033	202	56048	72	56086	60	56121	68		
42034	211	56049	78	56087	50	56122	85		
42035	221	56050	87	56088	45	56123	79		

* CHANGE

EFFECTIVE

ISSUED BY THE PUBLIC UTILITIES COMMISSION OF THE STATE OF CALIFORNIA,
 CORRECTION 1633 SAN FRANCISCO, CALIFORNIA.

MINIMUM RATE TARIFF 17

* SECTION 10 - ZONE RATES IN CENTS PER TON (CONTINUED)

COMMODITIES AS DESCRIBED IN ITEM 60

FROM VENTURA COUNTY PRODUCTION AREA 56-E
 TO THE DELIVERY ZONES SET FORTH BELOW

ZONE	RATE	ZONE	RATE	ZONE	RATE	ZONE	RATE	ZONE	RATE
42001	145	56001	140	56051	124	56089	84	56124	114
42002	135	56002	139	56052	118	56090	97	56125	124
42003	139	56003	125	56053	106	56091	106	56126	134
42004	142	56004	116	56054	99	56092	112	56127	142
42005	152	56005	107	56055	87	56093	118		
42006	160	56006	109	56056	88	56094	127		
42007	157	56007	100	56057	76	56095	152		
42008	164	56008	102	56058	68	56096	146		
42009	164	56009	86	56059	66	56097	145		
42010	165	56010	73	56060	70	56098	124		
42011	157	56011	59	56061	81	56099	108		
42012	160	56012	44	56062	92	56100	101		
42013	174	56013	32	56063	99	56101	98		
42014	176	56014	39	56064	67	56102	99		
42015	170	56015	53	56065	114	56103	90		
42016	174	56016	59	56066	98	56104	93		
42017	184	56017	94	56067	98	56105	93		
42018	200	56018	85	56068	69	56106	98		
42019	190	56019	95	56069	83	56107	117		
42020	185	56020	84	56070	106	56108	100		
42021	180	56021	73	56071	155	56109	99		
42022	177	56022	62	56072	139	56110	103		
42023	191	56023	61	56073	126	56111	122		
42024	182	56024	53	56074	111	56112	127		
42025	186	56025	44	56075	117	56113	135		
42026	191	56041	33	56076	100	56114	147		
42027	192	56042	41	56077	113	56115	158		
42028	199	56043	46	56081	108	56116	153		
42029	197	56044	55	56082	92	56117	140		
42030	204	56045	60	56083	76	56118	134		
42031	210	56046	76	56084	72	56119	109		
42032	215	56047	84	56085	78	56120	102		
42033	221	56048	91	56086	79	56121	107		
42034	230	56049	98	56087	89	56122	125		
42035	240	56050	107	56088	84	56123	118		

* CHANGE

EFFECTIVE

ISSUED BY THE PUBLIC UTILITIES COMMISSION OF THE STATE OF CALIFORNIA
 CORRECTION 1634 SAN FRANCISCO, CALIFORNIA.

* SECTION 10 - ZONE RATES IN CENTS PER TON (CONTINUED)

COMMODITIES AS DESCRIBED IN ITEM 60
 FROM VENTURA COUNTY PRODUCTION AREA 56-G
 TO THE DELIVERY ZONES SET FORTH BELOW

ZONE	RATE	ZONE	RATE	ZONE	RATE	ZONE	RATE	ZONE	RATE
42001	192	56001	187	56051	171	56089	117	56124	132
42002	181	56002	186	56052	164	56090	100	56125	143
42003	185	56003	172	56053	153	56091	111	56126	152
42004	189	56004	162	56054	145	56092	107	56127	161
42005	198	56005	154	56055	133	56093	100		
42006	206	56006	156	56056	135	56094	94		
42007	203	56007	146	56057	123	56095	137		
42008	211	56008	149	56058	115	56096	110		
42009	211	56009	132	56059	113	56097	109		
42010	212	56010	119	56060	117	56098	129		
42011	204	56011	106	56061	99	56099	113		
42012	207	56012	90	56062	90	56100	106		
42013	221	56013	71	56063	97	56101	107		
42014	222	56014	65	56064	79	56102	117		
42015	216	56015	60	56065	85	56103	124		
42016	221	56016	64	56066	82	56104	137		
42017	231	56017	92	56067	66	56105	140		
42018	247	56018	84	56068	55	56106	145		
42019	237	56019	94	56069	52	56107	153		
42020	232	56020	82	56070	74	56108	136		
42021	227	56021	71	56071	124	56109	125		
42022	224	56022	60	56072	107	56110	107		
42023	238	56023	51	56073	95	56111	126		
42024	229	56024	58	56074	79	56112	119		
42025	232	56025	65	56075	86	56113	120		
42026	238	56041	80	56076	69	56114	132		
42027	239	56042	87	56077	81	56115	143		
42028	246	56043	93	56081	78	56116	154		
42029	244	56044	102	56082	106	56117	145		
42030	251	56045	107	56083	115	56118	138		
42031	257	56046	123	56084	119	56119	120		
42032	262	56047	130	56085	124	56120	139		
42033	268	56048	138	56086	126	56121	144		
42034	277	56049	144	56087	136	56122	143		
42035	287	56050	154	56088	129	56123	137		

* CHANGE

EFFECTIVE

ISSUED BY THE PUBLIC UTILITIES COMMISSION OF THE STATE OF CALIFORNIA.
 CORRECTION 1635 SAN FRANCISCO, CALIFORNIA.

CANCELS

MINIMUM RATE TARIFF 17

* SECTION 10 - ZONE RATES IN CENTS PER TON (CONTINUED)

COMMODITIES AS DESCRIBED IN ITEM 60

FROM VENTURA COUNTY PRODUCTION AREA 56-I
TO THE DELIVERY ZONES SET FORTH BELOW

ZONE	RATE	ZONE	RATE	ZONE	RATE	ZONE	RATE	ZONE	RATE
42001	132	56001	151	56051	111	56089	72	56124	101
42002	122	56002	150	56052	105	56090	84	56125	111
42003	126	56003	136	56053	94	56091	94	56126	121
42004	130	56004	123	56054	86	56092	99	56127	130
42005	139	56005	115	56055	74	56093	105		
42006	147	56006	117	56056	75	56094	114		
42007	144	56007	108	56057	63	56095	139		
42008	151	56008	110	56058	55	56096	133		
42009	151	56009	93	56059	54	56097	132		
42010	152	56010	81	56060	57	56098	111		
42011	144	56011	67	56061	68	56099	95		
42012	147	56012	52	56062	80	56100	88		
42013	161	56013	50	56063	87	56101	85		
42014	163	56014	57	56064	75	56102	86		
42015	157	56015	72	56065	102	56103	78		
42016	161	56016	77	56066	85	56104	80		
42017	171	56017	112	56067	105	56105	80		
42018	187	56018	103	56068	82	56106	85		
42019	178	56019	113	56069	96	56107	104		
42020	173	56020	102	56070	104	56108	87		
42021	167	56021	91	56071	165	56109	87		
42022	164	56022	80	56072	149	56110	90		
42023	178	56023	69	56073	136	56111	109		
42024	170	56024	61	56074	121	56112	115		
42025	173	56025	52	56075	123	56113	122		
42026	178	56041	41	56076	110	56114	134		
42027	180	56042	33	56077	118	56115	145		
42028	187	56043	33	56081	95	56116	140		
42029	184	56044	42	56082	79	56117	127		
42030	192	56045	47	56083	64	56118	121		
42031	197	56046	64	56084	59	56119	97		
42032	202	56047	71	56085	65	56120	90		
42033	209	56048	79	56086	67	56121	94		
42034	218	56049	85	56087	76	56122	112		
42035	228	56050	94	56088	72	56123	106		

* CHANGE

EFFECTIVE

ISSUED BY THE PUBLIC UTILITIES COMMISSION OF THE STATE OF CALIFORNIA,
CORRECTION 1636

SAN FRANCISCO, CALIFORNIA.

* SECTION 10 - ZONE RATES IN CENTS PER TON (CONTINUED)

COMMODITIES AS DESCRIBED IN ITEM 60

FROM VENTURA COUNTY PRODUCTION AREA 56-J
 TO THE DELIVERY ZONES SET FORTH BELOW

ZONE	RATE	ZONE	RATE	ZONE	RATE	ZONE	RATE	ZONE	RATE
42001	85	56001	108	56051	69	56089	73	56124	102
42002	75	56002	107	56052	58	56090	91	56125	113
42003	79	56003	93	56053	47	56091	100	56126	122
42004	83	56004	80	56054	39	56092	106	56127	131
42005	92	56005	84	56055	37	56093	112		
42006	100	56006	90	56056	38	56094	121		
42007	97	56007	93	56057	44	56095	146		
42008	104	56008	101	56058	52	56096	140		
42009	104	56009	101	56059	73	56097	139		
42010	105	56010	115	56060	78	56098	118		
42011	97	56011	112	56061	88	56099	102		
42012	101	56012	96	56062	100	56100	95		
42013	114	56013	94	56063	107	56101	92		
42014	116	56014	101	56064	119	56102	88		
42015	110	56015	116	56065	122	56103	79		
42016	115	56016	122	56066	105	56104	76		
42017	124	56017	156	56067	126	56105	65		
42018	141	56018	148	56068	126	56106	59		
42019	131	56019	158	56069	135	56107	88		
42020	126	56020	147	56070	125	56108	81		
42021	120	56021	136	56071	184	56109	88		
42022	117	56022	124	56072	168	56110	97		
42023	131	56023	113	56073	155	56111	116		
42024	123	56024	105	56074	141	56112	121		
42025	126	56025	97	56075	140	56113	129		
42026	132	56041	85	56076	131	56114	141		
42027	133	56042	78	56077	135	56115	152		
42028	140	56043	75	56081	115	56116	147		
42029	138	56044	67	56082	100	56117	134		
42030	145	56045	61	56083	79	56118	127		
42031	150	56046	61	56084	65	56119	99		
42032	155	56047	49	56085	52	56120	91		
42033	162	56048	36	56086	41	56121	86		
42034	171	56049	42	56087	56	56122	113		
42035	181	56050	52	56088	67	56123	107		

* CHANGE

EFFECTIVE

ISSUED BY THE PUBLIC UTILITIES COMMISSION OF THE STATE OF CALIFORNIA,
 CORRECTION 1637 SAN FRANCISCO, CALIFORNIA.

* SECTION 10 - ZONE RATES IN CENTS PER TON (CONTINUED)

COMMODITIES AS DESCRIBED IN ITEM 60

FROM VENTURA COUNTY PRODUCTION AREA 56-K
 TO THE DELIVERY ZONES SET FORTH BELOW

ZONE	RATE	ZONE	RATE	ZONE	RATE	ZONE	RATE	ZONE	RATE
42001	131	56001	149	56051	110	56089	54	56124	83
42002	121	56002	148	56052	104	56090	66	56125	93
42003	125	56003	135	56053	92	56091	76	56126	103
42004	128	56004	122	56054	84	56092	81	56127	112
42005	137	56005	125	56055	72	56093	88		
42006	146	56006	132	56056	74	56094	96		
42007	143	56007	135	56057	62	56095	122		
42008	150	56008	133	56058	54	56096	115		
42009	150	56009	116	56059	36	56097	114		
42010	151	56010	103	56060	39	56098	94		
42011	143	56011	90	56061	50	56099	77		
42012	146	56012	74	56062	62	56100	70		
42013	160	56013	73	56063	69	56101	67		
42014	161	56014	80	56064	95	56102	68		
42015	156	56015	94	56065	84	56103	60		
42016	160	56016	100	56066	67	56104	63		
42017	170	56017	135	56067	88	56105	62		
42018	186	56018	126	56068	105	56106	67		
42019	176	56019	136	56069	97	56107	86		
42020	171	56020	125	56070	87	56108	69		
42021	166	56021	114	56071	147	56109	69		
42022	163	56022	102	56072	131	56110	72		
42023	177	56023	92	56073	119	56111	91		
42024	168	56024	84	56074	103	56112	97		
42025	171	56025	75	56075	105	56113	104		
42026	177	56041	64	56076	93	56114	116		
42027	178	56042	56	56077	100	56115	127		
42028	185	56043	53	56081	77	56116	123		
42029	183	56044	45	56082	62	56117	109		
42030	190	56045	46	56083	46	56118	103		
42031	196	56046	62	56084	42	56119	79		
42032	201	56047	69	56085	64	56120	72		
42033	207	56048	77	56086	65	56121	76		
42034	216	56049	84	56087	59	56122	94		
42035	226	56050	93	56088	54	56123	88		

* CHANGE

EFFECTIVE

ISSUED BY THE PUBLIC UTILITIES COMMISSION OF THE STATE OF CALIFORNIA.
 CORRECTION 1638 SAN FRANCISCO, CALIFORNIA.

MINIMUM RATE TARIFF 17

* SECTION 10 - ZONE RATES IN CENTS PER TON (CONTINUED)

COMMODITIES AS DESCRIBED IN ITEM 60
 FROM VENTURA COUNTY PRODUCTION AREA 56-L
 TO THE DELIVERY ZONES SET FORTH BELOW

ZONE	RATE	ZONE	RATE	ZONE	RATE	ZONE	RATE	ZONE	RATE
42001	199	56001	217	56051	178	56089	102	56124	117
42002	188	56002	216	56052	171	56090	84	56125	127
42003	192	56003	203	56053	160	56091	90	56126	137
42004	196	56004	189	56054	152	56092	82	56127	145
42005	205	56005	171	56055	140	56093	76		
42006	214	56006	173	56056	142	56094	69		
42007	210	56007	163	56057	130	56095	113		
42008	218	56008	166	56058	122	56096	85		
42009	218	56009	149	56059	99	56097	85		
42010	219	56010	136	56060	103	56098	104		
42011	211	56011	123	56061	83	56099	97		
42012	214	56012	107	56062	74	56100	90		
42013	228	56013	88	56063	81	56101	91		
42014	229	56014	81	56064	96	56102	101		
42015	223	56015	77	56065	69	56103	108		
42016	228	56016	80	56066	66	56104	121		
42017	238	56017	109	56067	51	56105	128		
42018	254	56018	101	56068	51	56106	132		
42019	244	56019	111	56069	39	56107	138		
42020	239	56020	99	56070	50	56108	121		
42021	234	56021	88	56071	99	56109	110		
42022	231	56022	77	56072	83	56110	92		
42023	245	56023	67	56073	70	56111	104		
42024	236	56024	75	56074	55	56112	94		
42025	239	56025	82	56075	61	56113	95		
42026	245	56041	97	56076	44	56114	107		
42027	246	56042	104	56077	57	56115	118		
42028	253	56043	110	56081	62	56116	129		
42029	251	56044	113	56082	91	56117	121		
42030	258	56045	114	56083	99	56118	114		
42031	264	56046	130	56084	105	56119	104		
42032	269	56047	137	56085	131	56120	123		
42033	275	56048	145	56086	133	56121	128		
42034	284	56049	151	56087	124	56122	128		
42035	294	56050	161	56088	114	56123	121		

* CHANGE

EFFECTIVE

ISSUED BY THE PUBLIC UTILITIES COMMISSION OF THE STATE OF CALIFORNIA.
 CORRECTION 1639 SAN FRANCISCO, CALIFORNIA.

MINIMUM RATE TARIFF 17

* SECTION 10 - ZONE RATES IN CENTS PER TON (CONTINUED)

COMMODITIES AS DESCRIBED IN ITEM 60
 FROM VENTURA COUNTY PRODUCTION AREA S6-M
 TO THE DELIVERY ZONES SET FORTH BELOW.

ZONE	RATE	ZONE	RATE	ZONE	RATE	ZONE	RATE	ZONE	RATE
42001	191	56001	192	56051	170	56089	94	56124	109
42002	181	56002	191	56052	164	56090	76	56125	119
42003	185	56003	178	56053	152	56091	88	56126	129
42004	188	56004	182	56054	145	56092	87	56127	138
42005	198	56005	159	56055	133	56093	81		
42006	206	56006	161	56056	134	56094	74		
42007	203	56007	152	56057	122	56095	118		
42008	210	56008	155	56058	114	56096	91		
42009	210	56009	138	56059	91	56097	90		
42010	211	56010	125	56060	95	56098	106		
42011	203	56011	112	56061	76	56099	89		
42012	206	56012	96	56062	66	56100	82		
42013	220	56013	77	56063	73	56101	83		
42014	222	56014	70	56064	84	56102	93		
42015	216	56015	66	56065	59	56103	100		
42016	220	56016	69	56066	58	56104	113		
42017	230	56017	98	56067	41	56105	120		
42018	246	56018	89	56068	40	56106	125		
42019	236	56019	99	56069	34	56107	130		
42020	231	56020	88	56070	55	56108	113		
42021	226	56021	77	56071	104	56109	102		
42022	223	56022	65	56072	88	56110	84		
42023	237	56023	56	56073	75	56111	103		
42024	228	56024	64	56074	60	56112	99		
42025	232	56025	71	56075	66	56113	100		
42026	237	56041	85	56076	49	56114	112		
42027	238	56042	93	56077	62	56115	124		
42028	245	56043	98	56081	54	56116	135		
42029	243	56044	105	56082	83	56117	121		
42030	250	56045	106	56083	91	56118	115		
42031	256	56046	123	56084	98	56119	97		
42032	261	56047	130	56085	124	56120	116		
42033	267	56048	137	56086	125	56121	120		
42034	276	56049	144	56087	117	56122	120		
42035	286	56050	153	56088	106	56123	113		

* CHANGE

EFFECTIVE

ISSUED BY THE PUBLIC UTILITIES COMMISSION OF THE STATE OF CALIFORNIA,
 CORRECTION 1640 SAN FRANCISCO, CALIFORNIA.

* SECTION 10 - ZONE RATES IN CENTS PER TON (CONTINUED)

COMMODITIES AS DESCRIBED IN ITEM 60
 FROM VENTURA COUNTY PRODUCTION AREA 56-N
 TO THE DELIVERY ZONES SET FORTH BELOW

ZONE	RATE	ZONE	RATE	ZONE	RATE	ZONE	RATE	ZONE	RATE
19009	112	19088	133	19197	194	56041	159	56076	79
19010	108	19089	137	19198	181	56042	169	56077	80
19011	77	19115	115	19199	182	56043	166	56081	107
19012	79	19116	141	19200	193	56044	158	56082	136
19013	77	19139	144	19201	193	56045	159	56083	144
19014	89	19153	180	19202	185	56046	175	56084	151
19015	97	19154	165	19203	199	56047	182	56085	175
19016	106	19155	156	19212	204	56048	189	56086	177
19043	110	19156	166	19213	193	56049	195	56087	166
19044	101	19157	172	19214	198	56050	204	56088	155
19045	93	19158	187	56001	261	56051	221	56089	143
19046	84	19159	178	56002	260	56052	215	56090	127
19047	84	19160	165	56003	246	56053	204	56091	113
19048	97	19161	165	56004	233	56054	196	56092	105
19049	101	19162	177	56005	236	56055	184	56093	99
19050	94	19163	190	56006	243	56056	185	56094	93
19051	94	19164	198	56007	226	56057	173	56095	125
19052	103	19165	194	56008	229	56058	167	56096	98
19053	110	19166	177	56009	212	56059	144	56097	97
19054	119	19167	162	56010	199	56060	148	56098	116
19073	126	19168	169	56011	185	56061	128	56099	129
19074	121	19169	177	56012	170	56062	119	56100	123
19075	110	19170	186	56013	151	56063	126	56101	132
19076	104	19171	192	56014	144	56064	145	56102	142
19077	102	19180	185	56015	140	56065	120	56103	149
19078	109	19181	179	56016	143	56066	111	56104	163
19079	123	19182	181	56017	171	56067	113	56105	170
19080	133	19183	168	56018	163	56068	114	56106	174
19081	121	19184	169	56019	173	56069	101	56107	179
19082	115	19185	174	56020	162	56070	94	56108	162
19083	114	19186	182	56021	151	56071	62	56109	151
19084	114	19187	190	56022	139	56072	46	56110	133
19085	116	19188	182	56023	130	56073	60	56111	116
19086	122	19189	175	56024	137	56074	68	56112	107
19087	126	19190	192	56025	144	56075	69	56113	108

* CHANGE

EFFECTIVE

ISSUED BY THE PUBLIC UTILITIES COMMISSION OF THE STATE OF CALIFORNIA.
 CORRECTION 1641 SAN FRANCISCO, CALIFORNIA.

MINIMUM RATE TARIFF 17

* SECTION 10 - ZONE RATES IN CENTS PER TON (CONTINUED)

COMMODITIES AS DESCRIBED IN ITEM 60

FROM VENTURA COUNTY PRODUCTION AREA 56-N
TO THE DELIVERY ZONES SET FORTH BELOW

ZONE RATE

56114 120
56115 131
56116 142
56117 134
56118 127

56119 146
56120 164
56121 169
56122 169
56123 162

56124 158
56125 168
56126 178
56127 186

* CHANGE

EFFECTIVE

ISSUED BY THE PUBLIC UTILITIES COMMISSION OF THE STATE OF CALIFORNIA.
CORRECTION 1642

SAN FRANCISCO, CALIFORNIA.

* SECTION 10 - ZONE RATES IN CENTS PER TON (CONTINUED)

COMMODITIES AS DESCRIBED IN ITEM 60

FROM VENTURA COUNTY PRODUCTION AREA 56-0
 TO THE DELIVERY ZONES SET FORTH BELOW

ZONE	RATE	ZONE	RATE	ZONE	RATE	ZONE	RATE	ZONE	RATE
19009	110	19088	130	19197	191	56041	156	56076	76
19010	105	19089	134	19198	178	56042	166	56077	77
19011	74	19115	112	19199	179	56043	164	56081	104
19012	76	19116	138	19200	190	56044	155	56082	133
19013	74	19139	141	19201	191	56045	156	56083	141
19014	87	19153	177	19202	182	56046	173	56084	148
19015	94	19154	162	19203	196	56047	180	56085	172
19016	103	19155	153	19212	201	56048	186	56086	174
19043	107	19156	164	19213	190	56049	192	56087	163
19044	98	19157	169	19214	196	56050	201	56088	153
19045	90	19158	184	56001	258	56051	218	56089	140
19046	81	19159	175	56002	257	56052	212	56090	124
19047	81	19160	163	56003	243	56053	201	56091	111
19048	94	19161	163	56004	230	56054	193	56092	103
19049	98	19162	174	56005	234	56055	181	56093	97
19050	91	19163	187	56006	240	56056	182	56094	90
19051	91	19164	195	56007	223	56057	170	56095	123
19052	100	19165	192	56008	226	56058	164	56096	96
19053	107	19166	175	56009	209	56059	141	56097	95
19054	116	19167	159	56010	196	56060	145	56098	114
19073	124	19168	166	56011	182	56061	126	56099	126
19074	118	19169	174	56012	167	56062	116	56100	120
19075	107	19170	183	56013	148	56063	123	56101	129
19076	101	19171	189	56014	141	56064	142	56102	139
19077	99	19180	182	56015	137	56065	117	56103	146
19078	106	19181	176	56016	140	56066	108	56104	160
19079	120	19182	178	56017	169	56067	111	56105	167
19080	130	19183	165	56018	160	56068	111	56106	171
19081	118	19184	166	56019	170	56069	98	56107	176
19082	112	19185	171	56020	159	56070	91	56108	159
19083	111	19186	179	56021	148	56071	59	56109	148
19084	111	19187	188	56022	136	56072	44	56110	130
19085	113	19188	180	56023	127	56073	57	56111	114
19086	119	19189	172	56024	135	56074	66	56112	104
19087	123	19190	189	56025	142	56075	67	56113	105

* CHANGE

EFFECTIVE

ISSUED BY THE PUBLIC UTILITIES COMMISSION OF THE STATE OF CALIFORNIA.
 CORRECTION 1643 SAN FRANCISCO, CALIFORNIA.

MINIMUM RATE TARIFF 17

* SECTION 10 - ZONE RATES IN CENTS PER TON (CONTINUED)

COMMODITIES AS DESCRIBED IN ITEM 60

FROM VENTURA COUNTY PRODUCTION AREA 56-0
TO THE DELIVERY ZONES SET FORTH BELOW

ZONE RATE

56114 117
56115 128
56116 139
56117 131
56118 124

56119 143
56120 162
56121 166
56122 166
56123 159

56124 155
56125 165
56126 175
56127 184

* CHANGE

EFFECTIVE

ISSUED BY THE PUBLIC UTILITIES COMMISSION OF THE STATE OF CALIFORNIA,
CORRECTION 1644 SAN FRANCISCO, CALIFORNIA.

* SECTION 10 - ZONE RATES IN CENTS PER TON (CONTINUED)

COMMODITIES AS DESCRIBED IN ITEM 60
 FROM VENTURA COUNTY PRODUCTION AREA 56-P
 TO THE DELIVERY ZONES SET FORTH BELOW

ZONE	RATE	ZONE	RATE	ZONE	RATE	ZONE	RATE	ZONE	RATE
19009	115	19088	136	19197	197	56041	146	56076	66
19010	111	19089	140	19198	184	56042	156	56077	67
19011	80	19115	118	19199	185	56043	153	56081	94
19012	82	19116	144	19200	195	56044	145	56082	123
19013	80	19139	147	19201	196	56045	146	56083	131
19014	92	19153	183	19202	188	56046	162	56084	138
19015	100	19154	168	19203	202	56047	170	56085	162
19016	109	19155	159	19212	207	56048	176	56086	164
19043	113	19156	169	19213	196	56049	182	56087	153
19044	104	19157	175	19214	201	56050	191	56088	142
19045	96	19158	190	56001	248	56051	208	56089	130
19046	87	19159	180	56002	247	56052	202	56090	114
19047	87	19160	167	56003	233	56053	191	56091	100
19048	100	19161	167	56004	220	56054	183	56092	92
19049	104	19162	179	56005	223	56055	171	56093	86
19050	97	19163	192	56006	230	56056	172	56094	80
19051	97	19164	193	56007	213	56057	160	56095	108
19052	106	19165	181	56008	216	56058	154	56096	81
19053	113	19166	180	56009	199	56059	131	56097	80
19054	122	19167	165	56010	186	56060	135	56098	99
19073	129	19168	172	56011	172	56061	115	56099	116
19074	124	19169	180	56012	157	56062	106	56100	110
19075	113	19170	189	56013	138	56063	113	56101	119
19076	107	19171	195	56014	131	56064	132	56102	129
19077	105	19180	188	56015	127	56065	107	56103	136
19078	112	19181	182	56016	130	56066	98	56104	150
19079	106	19182	184	56017	158	56067	100	56105	157
19080	118	19183	171	56018	150	56068	101	56106	161
19081	124	19184	172	56019	160	56069	88	56107	166
19082	118	19185	177	56020	149	56070	81	56108	149
19083	117	19186	185	56021	138	56071	60	56109	138
19084	117	19187	193	56022	126	56072	47	56110	120
19085	119	19188	185	56023	117	56073	47	56111	99
19086	125	19189	178	56024	124	56074	55	56112	90
19087	129	19190	195	56025	131	56075	56	56113	91

* CHANGE

EFFECTIVE

ISSUED BY THE PUBLIC UTILITIES COMMISSION OF THE STATE OF CALIFORNIA.
 CORRECTION 1645 SAN FRANCISCO, CALIFORNIA.

MINIMUM RATE TARIFF 17

* SECTION 10 - ZONE RATES IN CENTS PER TON (CONTINUED)

COMMODITIES AS DESCRIBED IN ITEM 60
FROM VENTURA COUNTY PRODUCTION AREA 56-P
TO THE DELIVERY ZONES SET FORTH BELOW

ZONE RATE

56114 103
56115 114
56116 125
56117 116
56118 110

56119 133
56120 152
56121 156
56122 156
56123 149

56124 145
56125 155
56126 165
56127 173

* CHANGE

EFFECTIVE

ISSUED BY THE PUBLIC UTILITIES COMMISSION OF THE STATE OF CALIFORNIA.
CORRECTION 1646 SAN FRANCISCO, CALIFORNIA.

* SECTION 10 - ZONE RATES IN CENTS PER TON (CONTINUED)

COMMODITIES AS DESCRIBED IN ITEM 60:

FROM VENTURA COUNTY PRODUCTION AREA 56-0
 TO THE DELIVERY ZONES SET FORTH BELOW

ZONE	RATE	ZONE	RATE	ZONE	RATE	ZONE	RATE	ZONE	RATE
19009	173	19088	190	19197	253	42026	220	56041	106
19010	168	19089	197	19198	241	42027	221	56042	99
19011	137	19115	171	19199	242	42028	228	56043	96
19012	139	19116	200	19200	252	42029	226	56044	88
19013	137	19139	204	19201	253	42030	233	56045	88
19014	150	19153	240	19202	244	42031	239	56046	105
19015	157	19154	224	19203	259	42032	243	56047	112
19016	166	19155	215	19212	263	42033	250	56048	120
19043	170	19156	226	19213	253	42034	259	56049	126
19044	161	19157	228	19214	258	42035	269	56050	135
19045	153	19158	213	42001	173	56001	192	56051	153
19046	144	19159	192	42002	163	56002	191	56052	146
19047	144	19160	179	42003	167	56003	177	56053	135
19048	157	19161	175	42004	171	56004	164	56054	127
19049	161	19162	165	42005	180	56005	168	56055	115
19050	154	19163	157	42006	188	56006	174	56056	116
19051	154	19164	143	42007	185	56007	177	56057	104
19052	163	19165	132	42008	193	56008	176	56058	97
19053	170	19166	232	42009	193	56009	159	56059	74
19054	180	19167	222	42010	193	56010	146	56060	78
19073	188	19168	228	42011	185	56011	133	56061	58
19074	181	19169	237	42012	189	56012	117	56062	49
19075	173	19170	246	42013	203	56013	115	56063	33
19076	167	19171	252	42014	204	56014	103	56064	47
19077	166	19180	244	42015	198	56015	99	56065	36
19078	171	19181	239	42016	203	56016	102	56066	38
19079	118	19182	241	42017	212	56017	130	56067	44
19080	130	19183	228	42018	229	56018	122	56068	73
19081	141	19184	229	42019	219	56019	132	56069	62
19082	158	19185	233	42020	214	56020	121	56070	56
19083	163	19186	232	42021	209	56021	110	56071	117
19084	170	19187	244	42022	206	56022	98	56072	101
19085	173	19188	242	42023	219	56023	89	56073	88
19086	179	19189	235	42024	211	56024	96	56074	73
19087	183	19190	252	42025	214	56025	103	56075	75

* CHANGE

EFFECTIVE

ISSUED BY THE PUBLIC UTILITIES COMMISSION OF THE STATE OF CALIFORNIA,
 CORRECTION 1647 SAN FRANCISCO, CALIFORNIA.

MINIMUM RATE TARIFF 17

* SECTION 10 - ZONE RATES IN CENTS PER TON (CONTINUED)

COMMODITIES AS DESCRIBED IN ITEM 60
FROM VENTURA COUNTY PRODUCTION AREA 56-Q
TO THE DELIVERY ZONES SET FORTH BELOW

ZONE	RATE	ZONE	RATE
56076	62	56114	115
56077	70	56115	126
56081	47	56116	121
56082	68	56117	108
56083	74	56118	101
56084	80	56119	83
56085	106	56120	101
56086	108	56121	106
56087	99	56122	107
56088	88	56123	100
56089	81	56124	96
56090	63	56125	106
56091	74	56126	116
56092	80	56127	124
56093	86		
56094	82		
56095	120		
56096	99		
56097	98		
56098	92		
56099	76		
56100	69		
56101	70		
56102	80		
56103	87		
56104	96		
56105	103		
56106	107		
56107	115		
56108	98		
56109	89		
56110	71		
56111	90		
56112	95		
56113	103		

* CHANGE

EFFECTIVE

ISSUED BY THE PUBLIC UTILITIES COMMISSION OF THE STATE OF CALIFORNIA.
CORRECTION 1648 SAN FRANCISCO, CALIFORNIA.

* SECTION 12 - ZONE RATES IN CENTS PER TON (CONTINUED)

COMMODITIES AS DESCRIBED IN ITEM 75

FROM SAN BERNARDINO COUNTY PRODUCTION AREA 36-P
 TO THE DELIVERY ZONES SET FORTH BELOW

ZONE	RATE	ZONE	RATE	ZONE	RATE	ZONE	RATE	ZONE	RATE
19192	195	19343	181	19378	168	19428	172	30011	147
19193	203	19344	176	19379	172	19429	176	30012	164
19205	221	19345	164	19380	157	19430	166	30013	161
19206	216	19346	165	19381	150	19431	166	30014	174
19207	203	19347	159	19382	149	19432	170	30015	176
19208	206	19348	146	19383	147	19433	191	30016	186
19222	211	19349	137	19384	132	19434	184	30017	204
19230	258	19350	124	19385	136	19435	193	30018	196
19249	268	19351	114	19401	134	19436	178	30019	190
19309	185	19352	84	19402	131	19437	176	30020	181
19310	174	19353	81	19403	122	19438	179	30021	173
19319	170	19354	76	19404	103	19439	164	30022	161
19320	161	19355	85	19405	113	19440	174	30023	155
19321	152	19356	92	19406	119	19441	182	30024	150
19322	143	19357	97	19407	124	19442	181	30025	138
19323	138	19358	96	19408	125	19443	183	30026	172
19324	129	19359	97	19409	143	19444	194	30027	168
19325	121	19360	89	19410	137	19445	194	30028	158
19326	113	19361	94	19411	146	19446	205	30029	161
19327	107	19362	121	19412	142	19447	197	30030	165
19328	88	19363	126	19413	151	19448	186	30031	172
19329	88	19364	125	19414	170	19449	195	30032	178
19330	95	19365	129	19415	167	19450	188	30033	189
19331	95	19366	135	19416	177	19451	191	30034	201
19332	101	19367	146	19417	184	19452	183	30035	206
19333	110	19368	151	19418	188	30001	152	30036	206
19334	117	19369	158	19419	183	30002	156	30037	210
19335	126	19370	166	19420	179	30003	145	30038	207
19336	133	19371	174	19421	177	30004	155	30039	217
19337	154	19372	191	19422	163	30005	159	30040	204
19338	164	19373	204	19423	163	30006	169	30041	201
19339	172	19374	193	19424	174	30007	164	30042	194
19340	171	19375	186	19425	179	30008	153	30043	188
19341	190	19376	178	19426	171	30009	150	30044	180
19342	195	19377	173	19427	166	30010	151	30045	179

* CHANGE

EFFECTIVE

ISSUED BY THE PUBLIC UTILITIES COMMISSION OF THE STATE OF CALIFORNIA,
 CORRECTION 1649

SAN FRANCISCO, CALIFORNIA.

* SECTION 12 - ZONE RATES IN CENTS PER TON (CONTINUED)

COMMODITIES AS DESCRIBED IN ITEM 75

FROM SAN BERNARDINO COUNTY PRODUCTION AREA 36-P
 TO THE DELIVERY ZONES SET FORTH BELOW

ZONE	RATE	ZONE	RATE	ZONE	RATE	ZONE	RATE	ZONE	RATE
30046	172	30081	192	33018	117	33053	123	33088	165
30047	167	30090	210	33019	111	33054	123	33089	159
30048	171	30091	221	33020	94	33055	173	33090	159
30049	184	30092	214	33021	86	33056	158	33091	166
30050	175	30093	214	33022	73	33057	157	33092	165
30051	171	30094	222	33023	73	33058	148	33093	172
30052	182	30095	232	33024	81	33059	139	33094	180
30053	190	30096	220	33025	61	33060	131	33095	187
30054	190	30097	239	33026	61	33061	131	33096	197
30055	192	30098	246	33027	62	33062	132	33097	184
30056	201	30099	214	33028	65	33063	108	33098	176
30057	212	30100	224	33029	76	33064	108	33099	169
30058	218	30101	233	33030	76	33065	135	33100	177
30059	222	30102	244	33031	76	33066	144	33101	176
30060	218	30103	254	33032	79	33067	182	33102	182
30061	209	30116	251	33033	91	33068	186	33103	189
30062	200	30117	262	33034	79	33069	178	33104	161
30063	195	30118	264	33035	96	33070	183	36001	99
30064	182	33001	161	33036	107	33071	195	36002	109
30065	179	33002	158	33037	112	33072	194	36003	113
30066	188	33003	148	33038	121	33073	196	36004	100
30067	209	33004	153	33039	130	33074	189	36005	111
30068	199	33005	85	33040	118	33075	159	36006	107
30069	205	33006	77	33041	114	33076	152	36007	99
30070	204	33007	67	33042	118	33077	144	36008	90
30071	196	33008	66	33043	113	33078	157	36009	73
30072	194	33009	68	33044	99	33079	154	36010	68
30073	185	33010	44	33045	87	33080	155	36011	61
30074	193	33011	51	33046	86	33081	155	36012	51
30075	202	33012	51	33047	98	33082	166	36013	59
30076	209	33013	58	33048	89	33083	211	36014	67
30077	214	33014	71	33049	90	33084	205	36015	78
30078	206	33015	84	33050	96	33085	192	36016	83
30079	206	33016	87	33051	113	33086	181	36017	75
30080	204	33017	127	33052	122	33087	172	36018	67

* CHANGE

EFFECTIVE

ISSUED BY THE PUBLIC UTILITIES COMMISSION OF THE STATE OF CALIFORNIA,
 CORRECTION 1650 SAN FRANCISCO, CALIFORNIA.

MINIMUM RATE TARIFF 17

* SECTION 12 - ZONE RATES IN CENTS PER TON (CONTINUED)

COMMODITIES AS DESCRIBED IN ITEM 75

FROM SAN BERNARDINO COUNTY PRODUCTION AREA 36-P
 TO THE DELIVERY ZONES SET FORTH BELOW

ZONE	RATE	ZONE	RATE	ZONE	RATE	ZONE	RATE
36019	60	36054	35	36089	78	36332	117
36020	52	36055	36	36090	95		
36021	46	36056	40	36091	95		
36022	45	36057	49	36092	95		
36023	53	36058	59	36301	125		
36024	59	36059	69	36302	138		
36025	69	36060	76	36303	151		
36026	81	36061	83	36304	165		
36027	89	36062	94	36305	181		
36028	99	36063	103	36306	196		
36029	106	36064	109	36307	208		
36030	113	36065	115	36308	217		
36031	97	36066	121	36309	226		
36032	99	36067	126	36310	213		
36033	114	36068	135	36311	209		
36034	104	36069	136	36312	220		
36035	93	36070	131	36313	232		
36036	85	36071	117	36314	245		
36037	82	36072	96	36315	256		
36038	72	36073	83	36316	268		
36039	65	36074	86	36317	279		
36040	56	36075	63	36318	289		
36041	43	36076	43	36319	298		
36042	39	36077	42	36320	309		
36043	36	36078	49	36321	315		
36044	46	36079	57	36322	314		
36045	54	36080	69	36323	302		
36046	62	36081	78	36324	290		
36047	65	36082	83	36325	278		
36048	69	36083	88	36326	197		
36049	75	36084	81	36327	182		
36050	68	36085	72	36328	169		
36051	60	36086	65	36329	157		
36052	51	36087	57	36330	143		
36053	43	36088	70	36331	130		

* CHANGE

EFFECTIVE

ISSUED BY THE PUBLIC UTILITIES COMMISSION OF THE STATE OF CALIFORNIA.
 CORRECTION 1651 SAN FRANCISCO, CALIFORNIA.

* SECTION 12 - ZONE RATES IN CENTS PER TON (CONTINUED)

COMMODITIES AS DESCRIBED IN ITEM 75

FROM SAN BERNARDINO COUNTY PRODUCTION AREA 36-0
 TO THE DELIVERY ZONES SET FORTH BELOW

ZONE	RATE	ZONE	RATE	ZONE	RATE	ZONE	RATE	ZONE	RATE
19192	203	19343	188	19378	176	19425	187	30008	160
19193	210	19344	183	19379	180	19426	179	30009	158
19205	229	19345	172	19380	165	19427	174	30010	161
19206	224	19346	173	19381	158	19428	180	30011	156
19207	211	19347	167	19382	157	19429	184	30012	173
19208	214	19348	154	19383	155	19430	174	30013	169
19222	219	19349	145	19384	140	19431	174	30014	183
19230	266	19350	132	19385	144	19432	178	30015	184
19249	276	19351	122	19397	123	19433	199	30016	194
19309	185	19352	92	19398	117	19434	192	30017	212
19310	174	19353	88	19399	110	19435	201	30018	205
19319	170	19354	84	19401	142	19436	186	30019	199
19320	162	19355	95	19402	139	19437	183	30020	190
19321	152	19356	100	19403	130	19438	187	30021	182
19322	143	19357	104	19404	111	19439	172	30022	170
19323	138	19358	104	19405	121	19440	182	30023	164
19324	129	19359	104	19406	127	19441	190	30024	159
19325	121	19360	97	19407	132	19442	189	30025	148
19326	113	19361	101	19408	132	19443	191	30026	181
19327	107	19362	129	19409	151	19444	202	30027	177
19328	86	19363	134	19410	145	19445	202	30028	167
19329	86	19364	133	19411	154	19446	213	30029	170
19330	95	19365	137	19412	150	19447	205	30030	175
19331	103	19366	143	19413	159	19448	194	30031	181
19332	109	19367	154	19414	178	19449	202	30032	187
19333	117	19368	159	19415	175	19450	196	30033	199
19334	125	19369	166	19416	184	19451	198	30034	210
19335	134	19370	174	19417	192	19452	190	30035	215
19336	140	19371	182	19418	196	30001	161	30036	214
19337	162	19372	198	19419	191	30002	164	30037	218
19338	172	19373	212	19420	187	30003	153	30038	217
19339	180	19374	200	19421	185	30004	162	30039	226
19340	179	19375	194	19422	171	30005	167	30040	213
19341	198	19376	185	19423	171	30006	176	30041	210
19342	203	19377	181	19424	182	30007	172	30042	203

* CHANGE

EFFECTIVE

ISSUED BY THE PUBLIC UTILITIES COMMISSION OF THE STATE OF CALIFORNIA,
 CORRECTION 1652 SAN FRANCISCO, CALIFORNIA.

MINIMUM RATE TARIFF 17

* SECTION 12 - ZONE RATES IN CENTS PER TON (CONTINUED)

COMMODITIES AS DESCRIBED IN ITEM 75

FROM SAN BERNARDINO COUNTY PRODUCTION AREA 36-Q
 TO THE DELIVERY ZONES SET FORTH BELOW

ZONE	RATE	ZONE	RATE	ZONE	RATE	ZONE	RATE	ZONE	RATE
30043	197	30078	215	33015	91	33050	105	33085	199
30044	189	30079	215	33016	93	33051	122	33086	187
30045	189	30080	213	33017	134	33052	131	33087	179
30046	181	30081	201	33018	124	33053	129	33088	171
30047	176	30090	219	33019	118	33054	130	33089	165
30048	180	30091	231	33020	100	33055	179	33090	165
30049	194	30092	223	33021	95	33056	165	33091	172
30050	184	30093	223	33022	83	33057	163	33092	171
30051	180	30094	232	33023	83	33058	155	33093	179
30052	191	30095	241	33024	90	33059	146	33094	186
30053	199	30096	229	33025	70	33060	138	33095	193
30054	199	30097	248	33026	70	33061	137	33096	203
30055	201	30098	255	33027	71	33062	141	33097	190
30056	210	30099	223	33028	74	33063	117	33098	183
30057	221	30100	234	33029	85	33064	117	33099	176
30058	227	30101	242	33030	85	33065	142	33100	183
30059	231	30102	253	33031	85	33066	151	33101	182
30060	227	30103	264	33032	88	33067	188	33102	188
30061	218	30116	261	33033	100	33068	193	33103	196
30062	209	30117	271	33034	88	33069	184	33104	168
30063	204	30118	273	33035	102	33070	189	36001	92
30064	191	33001	167	33036	114	33071	202	36002	100
30065	188	33002	164	33037	119	33072	201	36003	105
30066	197	33003	153	33038	128	33073	203	36004	93
30067	219	33004	158	33039	136	33074	196	36005	105
30068	208	33005	91	33040	124	33075	165	36006	100
30069	214	33006	83	33041	121	33076	158	36007	91
30070	213	33007	73	33042	125	33077	150	36008	83
30071	206	33008	72	33043	122	33078	163	36009	66
30072	204	33009	74	33044	108	33079	160	36010	61
30073	194	33010	53	33045	96	33080	162	36011	54
30074	203	33011	60	33046	95	33081	162	36012	49
30075	211	33012	60	33047	107	33082	173	36013	57
30076	218	33013	67	33048	98	33083	217	36014	65
30077	223	33014	80	33049	100	33084	211	36015	76

* CHANGE

EFFECTIVE

ISSUED BY THE PUBLIC UTILITIES COMMISSION OF THE STATE OF CALIFORNIA,
 CORRECTION 1653 SAN FRANCISCO, CALIFORNIA.

* SECTION 12 - ZONE RATES IN CENTS PER TON (CONTINUED)

COMMODITIES AS DESCRIBED IN ITEM 75

FROM SAN BERNARDINO COUNTY PRODUCTION AREA 36-0
 TO THE DELIVERY ZONES SET FORTH BELOW

ZONE	RATE	ZONE	RATE	ZONE	RATE	ZONE	RATE
36016	81	36051	70	36086	74	36329	163
36017	73	36052	61	36087	67	36330	149
36018	65	36053	52	36088	79	36331	135
36019	58	36054	44	36089	87	36332	123
36020	50	36055	46	36090	104		
36021	44	36056	46	36091	104		
36022	43	36057	54	36092	104		
36023	50	36058	65	36301	117		
36024	52	36059	75	36302	130		
36025	62	36060	82	36303	143		
36026	73	36061	89	36304	157		
36027	87	36062	100	36305	172		
36028	95	36063	109	36306	188		
36029	104	36064	115	36307	200		
36030	119	36065	121	36308	209		
36031	103	36066	126	36309	218		
36032	97	36067	132	36310	219		
36033	119	36068	140	36311	215		
36034	110	36069	141	36312	225		
36035	99	36070	137	36313	238		
36036	91	36071	123	36314	250		
36037	87	36072	102	36315	262		
36038	78	36073	88	36316	273		
36039	62	36074	91	36317	285		
36040	54	36075	69	36318	295		
36041	39	36076	52	36319	304		
36042	35	36077	51	36320	314		
36043	38	36078	58	36321	321		
36044	44	36079	67	36322	319		
36045	52	36080	79	36323	308		
36046	65	36081	89	36324	296		
36047	73	36082	93	36325	284		
36048	74	36083	98	36326	203		
36049	85	36084	90	36327	188		
36050	78	36085	81	36328	175		

* CHANGE

EFFECTIVE

ISSUED BY THE PUBLIC UTILITIES COMMISSION OF THE STATE OF CALIFORNIA.
 CORRECTION 1654 SAN FRANCISCO, CALIFORNIA.

MINIMUM RATE TARIFF 17

* SECTION 21 - ZONE RATES IN CENTS PER TON (CONTINUED)

COMMODITIES AS DESCRIBED IN ITEM 70

FROM LOS ANGELES COUNTY PRODUCTION AREA 19-EE
 TO THE DELIVERY ZONES SET FORTH BELOW

ZONE	RATE	ZONE	RATE	ZONE	RATE	ZONE	RATE	ZONE	RATE
19001	207	19036	210	19071	102	19106	125	19141	84
19002	193	19037	219	19072	112	19107	93	19142	101
19003	176	19038	215	19073	115	19108	84	19143	126
19004	175	19039	160	19074	127	19109	92	19144	131
19005	191	19040	147	19075	135	19110	80	19145	159
19006	204	19041	145	19076	157	19111	68	19146	169
19007	183	19042	146	19077	171	19112	86	19147	175
19008	165	19043	143	19078	185	19113	96	19148	164
19009	172	19044	162	19079	236	19114	107	19149	133
19010	189	19045	173	19080	215	19115	181	19150	129
19011	238	19046	191	19081	193	19116	124	19151	118
19012	212	19047	199	19082	182	19117	110	19152	96
19013	204	19048	211	19083	180	19118	94	19153	102
19014	188	19049	198	19084	164	19119	72	19154	110
19015	172	19050	187	19085	153	19120	55	19155	137
19016	154	19051	171	19086	145	19121	54	19156	159
19017	158	19052	156	19087	138	19122	52	19157	169
19018	168	19053	142	19088	130	19123	84	19158	199
19019	163	19054	131	19089	117	19124	133	19159	221
19020	171	19055	127	19090	96	19125	154	19160	244
19021	189	19056	125	19091	81	19126	154	19161	270
19022	186	19057	126	19092	84	19127	152	19162	291
19023	197	19058	151	19093	97	19128	169	19163	317
19024	213	19059	144	19094	114	19129	208	19164	332
19025	204	19060	200	19095	125	19130	193	19165	352
19026	208	19061	185	19096	152	19131	177	19166	179
19027	226	19062	206	19097	141	19132	165	19167	149
19028	225	19063	220	19098	161	19133	149	19168	136
19029	219	19064	203	19099	165	19134	142	19169	120
19030	222	19065	185	19100	171	19135	96	19170	118
19031	228	19066	178	19101	178	19136	55	19171	132
19032	220	19067	139	19102	167	19137	57	19172	148
19033	217	19068	128	19103	163	19138	100	19173	153
19034	206	19069	132	19104	164	19139	122	19174	155
19035	206	19070	96	19105	145	19140	98	19175	174

* CHANGE

EFFECTIVE

ISSUED BY THE PUBLIC UTILITIES COMMISSION OF THE STATE OF CALIFORNIA,
 CORRECTION 1655 SAN FRANCISCO, CALIFORNIA.

MINIMUM RATE TARIFF 17

* SECTION 21 - ZONE RATES IN CENTS PER TON (CONTINUED)

COMMODITIES AS DESCRIBED IN ITEM 70

FROM LOS ANGELES COUNTY PRODUCTION AREA 19-EE
 TO THE DELIVERY ZONES SET FORTH BELOW

ZONE	RATE	ZONE	RATE	ZONE	RATE	ZONE	RATE	ZONE	RATE
19176	180	19211	228	19246	315	19281	344	19343	202
19177	203	19212	230	19247	290	19282	335	19344	233
19178	168	19213	208	19248	293	19283	333	19345	244
19179	163	19214	220	19249	283	19284	320	19346	261
19180	147	19215	230	19250	337	19285	314	19347	286
19181	136	19216	240	19251	328	19286	327	19348	288
19182	138	19217	219	19252	308	19287	154	19367	264
19183	148	19218	239	19253	340	19301	246	19368	247
19184	157	19219	227	19254	349	19302	229	19369	230
19185	172	19220	244	19255	334	19303	246	19370	217
19186	187	19221	267	19256	314	19304	212	19371	203
19187	205	19222	262	19257	328	19305	217	19372	186
19188	189	19223	280	19258	310	19306	229	19373	181
19189	174	19224	250	19259	294	19307	239	19374	172
19190	166	19225	243	19260	289	19308	256	19375	182
19191	177	19226	240	19261	295	19309	268	19376	194
19192	232	19227	239	19262	309	19310	259	19377	210
19193	220	19228	249	19263	324	19311	249	19378	210
19194	197	19229	269	19264	339	19312	222	19379	226
19195	198	19230	250	19265	330	19313	211	19380	233
19196	200	19231	265	19266	307	19314	203	19381	249
19197	190	19232	251	19267	305	19315	208	19382	237
19198	185	19233	264	19268	311	19316	224	19383	261
19199	188	19234	289	19269	344	19317	237	19413	247
19200	208	19235	275	19270	360	19318	249	19414	235
19201	210	19236	283	19271	374	19319	265	19415	215
19202	192	19237	271	19272	339	19320	281	19416	200
19203	221	19238	262	19273	355	19321	298	19417	189
19204	216	19239	270	19274	326	19322	329	19418	192
19205	210	19240	285	19275	358	19337	303	19419	209
19206	236	19241	267	19276	336	19338	296	19420	217
19207	247	19242	274	19277	344	19339	273	19421	225
19208	253	19243	281	19278	347	19340	260	19422	259
19209	238	19244	272	19279	345	19341	210	19432	241
19210	221	19245	286	19280	356	19342	204	19433	230

* CHANGE

EFFECTIVE

ISSUED BY THE PUBLIC UTILITIES COMMISSION OF THE STATE OF CALIFORNIA,
 CORRECTION 1656

SAN FRANCISCO, CALIFORNIA.

MINIMUM RATE TARIFF 17

* SECTION 21 - ZONE RATES IN CENTS PER TON (CONTINUED)

COMMODITIES AS DESCRIBED IN ITEM 70

FROM LOS ANGELES COUNTY PRODUCTION AREA 19-EE
TO THE DELIVERY ZONES SET FORTH BELOW

ZONE	RATE	ZONE	RATE
19434	236	19710	237
19435	236	19711	243
19436	245	19712	226
19443	260	19713	209
19444	245	19714	199
19445	259	19715	208
19446	262	19716	234
19447	275	19717	226
19448	273		
19449	293		
19455	307		
19456	290		
19457	300		
19458	302		
19459	314		
19460	317		
19461	295		
19462	313		
19463	327		
19464	325		
19465	318		
19466	334		
19467	347		
19468	343		
19469	325		
19700	193		
19701	208		
19702	232		
19703	256		
19704	278		
19705	300		
19706	258		
19707	271		
19708	269		
19709	276		

* CHANGE

EFFECTIVE

ISSUED BY THE PUBLIC UTILITIES COMMISSION OF THE STATE OF CALIFORNIA,
CORRECTION 1657

SAN FRANCISCO, CALIFORNIA.

* SECTION 21 - ZONE RATES IN CENTS PER TON (CONTINUED)

COMMODITIES AS DESCRIBED IN ITEM 70

FROM LOS ANGELES COUNTY PRODUCTION AREA 19-L
 TO THE DELIVERY ZONES SET FORTH BELOW

ZONE	RATE	ZONE	RATE	ZONE	RATE	ZONE	RATE	ZONE	RATE
19001	187	19036	152	19071	140	19106	107	19141	123
19002	183	19037	158	19072	154	19107	122	19142	115
19003	173	19038	155	19073	155	19108	141	19143	103
19004	172	19039	144	19074	163	19109	137	19144	103
19005	177	19040	145	19075	168	19110	143	19145	99
19006	181	19041	150	19076	181	19111	137	19146	87
19007	168	19042	163	19077	189	19112	146	19147	98
19008	171	19043	172	19078	198	19113	148	19148	93
19009	178	19044	184	19079	229	19114	152	19149	94
19010	191	19045	191	19080	216	19115	196	19150	99
19011	223	19046	201	19081	202	19116	161	19151	113
19012	208	19047	207	19082	196	19117	159	19152	125
19013	203	19048	214	19083	195	19118	156	19153	129
19014	193	19049	206	19084	185	19119	153	19154	145
19015	183	19050	199	19085	178	19120	147	19155	131
19016	170	19051	189	19086	174	19121	147	19156	139
19017	160	19052	180	19087	170	19122	135	19157	154
19018	160	19053	172	19088	164	19123	126	19158	152
19019	156	19054	165	19089	156	19124	100	19159	159
19020	150	19055	157	19090	144	19125	100	19160	173
19021	163	19056	150	19091	135	19126	107	19161	188
19022	160	19057	144	19092	125	19127	113	19162	201
19023	166	19058	131	19093	122	19128	111	19163	217
19024	176	19059	127	19094	120	19129	113	19164	226
19025	171	19060	146	19095	115	19130	102	19165	238
19026	163	19061	136	19096	127	19131	110	19166	133
19027	162	19062	141	19097	121	19132	103	19167	125
19028	160	19063	128	19098	122	19133	93	19168	133
19029	157	19064	144	19099	124	19134	103	19169	119
19030	144	19065	133	19100	124	19135	111	19170	110
19031	135	19066	132	19101	124	19136	138	19171	102
19032	128	19067	124	19102	117	19137	157	19172	100
19033	133	19068	124	19103	120	19138	167	19173	95
19034	139	19069	141	19104	120	19139	140	19174	79
19035	149	19070	133	19105	115	19140	146	19175	88

* CHANGE

EFFECTIVE

ISSUED BY THE PUBLIC UTILITIES COMMISSION OF THE STATE OF CALIFORNIA,
 CORRECTION 1658 SAN FRANCISCO, CALIFORNIA.

CANCELS

MINIMUM RATE TARIFF 17

* SECTION 21 - ZONE RATES IN CENTS PER TON (CONTINUED)

COMMODITIES AS DESCRIBED IN ITEM 70

FROM LOS ANGELES COUNTY PRODUCTION AREA 19-L
TO THE DELIVERY ZONES SET FORTH BELOW

ZONE	RATE	ZONE	RATE	ZONE	RATE	ZONE	RATE	ZONE	RATE
19176	62	19211	120	19246	131	19281	192	19329	147
19177	82	19212	132	19247	158	19282	186	19330	140
19178	84	19213	151	19248	169	19283	185	19331	140
19179	90	19214	158	19249	174	19284	177	19332	130
19180	97	19215	164	19250	209	19285	173	19333	121
19181	103	19216	162	19251	204	19286	181	19334	115
19182	112	19217	144	19252	192	19287	153	19335	106
19183	114	19218	132	19253	211	19301	138	19336	93
19184	119	19219	120	19254	209	19302	125	19337	87
19185	129	19220	122	19255	200	19303	118	19338	99
19186	138	19221	111	19256	187	19304	118	19339	78
19187	148	19222	99	19257	182	19305	121	19340	70
19188	139	19223	110	19258	171	19306	117	19341	89
19189	126	19224	119	19259	161	19307	110	19342	95
19190	108	19225	130	19260	158	19308	100	19343	78
19191	97	19226	140	19261	146	19309	104	19344	72
19192	81	19227	152	19262	138	19310	99	19345	69
19193	90	19228	163	19263	137	19311	92	19346	70
19194	96	19229	167	19264	146	19312	102	19347	85
19195	103	19230	152	19265	156	19313	110	19348	78
19196	112	19231	143	19266	169	19314	113	19349	78
19197	123	19232	135	19267	168	19315	99	19350	88
19198	122	19233	125	19268	171	19316	91	19351	95
19199	138	19234	115	19269	191	19317	96	19352	123
19200	151	19235	107	19270	201	19318	84	19353	128
19201	152	19236	123	19271	209	19319	91	19354	135
19202	141	19237	136	19272	203	19320	105	19355	139
19203	130	19238	141	19273	220	19321	103	19356	133
19204	113	19239	159	19274	203	19322	104	19357	136
19205	110	19240	177	19275	222	19323	105	19358	145
19206	105	19241	166	19276	208	19324	115	19359	126
19207	90	19242	159	19277	215	19325	125	19360	120
19208	94	19243	166	19278	208	19326	132	19361	117
19209	107	19244	147	19279	208	19327	140	19362	98
19210	116	19245	137	19280	198	19328	166	19363	99

* CHANGE

EFFECTIVE

ISSUED BY THE PUBLIC UTILITIES COMMISSION OF THE STATE OF CALIFORNIA.
CORRECTION 1659 SAN FRANCISCO, CALIFORNIA.

CANCELS

MINIMUM RATE TARIFF 17

* SECTION 21 - ZONE RATES IN CENTS PER TON (CONTINUED)

COMMODITIES AS DESCRIBED IN ITEM 70

FROM LOS ANGELES COUNTY PRODUCTION AREA 19-L
TO THE DELIVERY ZONES SET FORTH BELOW

ZONE	RATE	ZONE	RATE	ZONE	RATE	ZONE	RATE	ZONE	RATE
19364	79	19414	60	19449	112	19714	187	19757	304
19365	80	19415	49	19450	104	19715	193	19758	317
19366	73	19416	60	19451	113	19716	209	19759	173
19367	72	19417	69	19452	110	19717	204	19760	187
19368	62	19418	72	19453	117	19726	156	19761	208
19369	50	19419	67	19454	110	19727	172	19762	231
19370	61	19420	63	19455	120	19728	184	30001	148
19371	70	19421	76	19456	116	19729	197	30002	144
19372	76	19422	64	19457	122	19730	210	30003	131
19373	91	19423	76	19458	123	19731	226	30004	115
19374	78	19424	88	19459	131	19732	240	30005	108
19375	70	19425	94	19460	126	19733	257	30006	127
19376	61	19426	101	19461	113	19734	277	30007	129
19377	55	19427	104	19462	124	19735	297	30008	130
19378	50	19428	103	19463	135	19736	315	30009	136
19379	50	19429	91	19464	137	19737	340	30010	158
19380	41	19430	79	19465	133	19738	365	30011	160
19381	55	19431	79	19466	143	19739	387	30012	148
19382	48	19432	73	19467	145	19740	405	30013	142
19383	62	19433	74	19468	142	19741	424	30014	128
19384	70	19434	83	19469	131	19742	445	30015	119
19385	78	19435	83	19700	184	19743	469	30016	119
19401	87	19436	84	19701	193	19744	487	30017	123
19402	84	19437	90	19702	207	19745	506	30018	130
19403	87	19438	94	19703	222	19746	530	30019	132
19404	111	19439	116	19704	236	19747	245	30020	131
19405	100	19440	109	19705	249	19748	267	30021	138
19406	92	19441	97	19706	223	19749	289	30022	148
19407	86	19442	96	19707	231	19750	301	30023	148
19408	79	19443	99	19708	230	19751	204	30024	159
19409	71	19444	88	19709	234	19752	218	30025	162
19410	68	19445	97	19710	211	19753	234	30026	192
19411	67	19446	99	19711	214	19754	252	30027	182
19412	68	19447	107	19712	204	19755	271	30028	169
19413	54	19448	102	19713	194	19756	293	30029	157

* CHANGE

EFFECTIVE

ISSUED BY THE PUBLIC UTILITIES COMMISSION OF THE STATE OF CALIFORNIA.
CORRECTION 1660 SAN FRANCISCO, CALIFORNIA.

MINIMUM RATE TARIFF 17

* SECTION 21 - ZONE RATES IN CENTS PER TON (CONTINUED)

COMMODITIES AS DESCRIBED IN ITEM 70

FROM LOS ANGELES COUNTY PRODUCTION AREA 19-L
TO THE DELIVERY ZONES SET FORTH BELOW

ZONE	RATE	ZONE	RATE
30030	157	30065	178
30031	150	30066	189
30032	145	30067	214
30033	141	30068	202
30034	144	30069	208
30035	133	30070	207
30036	124	30071	198
30037	128	30072	196
30038	131	30073	186
30039	143	30074	185
30040	134	30075	182
30041	147	30076	176
30042	151	30077	170
30043	159	30078	188
30044	157	30079	198
30045	165	30080	207
30046	160	30081	193
30047	170	30090	191
30048	175	30091	207
30049	185	30092	210
30050	174	30093	218
30051	169	30094	228
30052	176	30095	239
30053	182	30096	226
30054	172	30097	248
30055	164	30098	255
30056	155	30099	218
30057	156	30100	230
30058	145	30101	240
30059	157	30102	252
30060	167	30103	265
30061	162	30116	261
30062	162	30117	273
30063	175	30118	275
30064	182		

* CHANGE

EFFECTIVE

ISSUED BY THE PUBLIC UTILITIES COMMISSION OF THE STATE OF CALIFORNIA.
CORRECTION 1661

SAN FRANCISCO, CALIFORNIA.

* SECTION 21 - ZONE RATES IN CENTS PER TON (CONTINUED)

COMMODITIES AS DESCRIBED IN ITEM 70

FROM LOS ANGELES COUNTY PRODUCTION AREA 19-0
TO THE DELIVERY ZONES SET FORTH BELOW

ZONE	RATE	ZONE	RATE	ZONE	RATE	ZONE	RATE	ZONE	RATE
19001	222	19036	226	19071	117	19106	141	19141	65
19002	208	19037	234	19072	128	19107	102	19142	82
19003	192	19038	231	19073	130	19108	99	19143	111
19004	190	19039	176	19074	143	19109	108	19144	120
19005	206	19040	163	19075	151	19110	96	19145	134
19006	220	19041	161	19076	172	19111	84	19146	165
19007	199	19042	162	19077	186	19112	101	19147	172
19008	181	19043	159	19078	201	19113	112	19148	146
19009	188	19044	178	19079	251	19114	123	19149	118
19010	204	19045	189	19080	231	19115	197	19150	113
19011	254	19046	206	19081	208	19116	140	19151	98
19012	228	19047	215	19082	197	19117	133	19152	76
19013	220	19048	227	19083	196	19118	124	19153	83
19014	203	19049	213	19084	179	19119	104	19154	112
19015	188	19050	202	19085	168	19120	71	19155	139
19016	170	19051	186	19086	161	19121	69	19156	161
19017	173	19052	171	19087	154	19122	67	19157	171
19018	184	19053	158	19088	146	19123	99	19158	191
19019	178	19054	147	19089	132	19124	149	19159	201
19020	186	19055	143	19090	111	19125	156	19160	225
19021	205	19056	140	19091	97	19126	170	19161	250
19022	202	19057	141	19092	99	19127	168	19162	272
19023	212	19058	166	19093	113	19128	184	19163	297
19024	229	19059	160	19094	129	19129	204	19164	312
19025	220	19060	216	19095	140	19130	190	19165	332
19026	223	19061	201	19096	168	19131	173	19166	159
19027	242	19062	222	19097	157	19132	162	19167	132
19028	240	19063	236	19098	177	19133	145	19168	117
19029	235	19064	218	19099	181	19134	120	19169	100
19030	238	19065	201	19100	186	19135	85	19170	99
19031	243	19066	194	19101	193	19136	49	19171	113
19032	236	19067	154	19102	182	19137	90	19172	128
19033	232	19068	143	19103	179	19138	123	19173	137
19034	221	19069	147	19104	179	19139	146	19174	139
19035	221	19070	112	19105	160	19140	88	19175	159

* CHANGE

EFFECTIVE

ISSUED BY THE PUBLIC UTILITIES COMMISSION OF THE STATE OF CALIFORNIA,
CORRECTION 1662 SAN FRANCISCO, CALIFORNIA.

* SECTION 21 - ZONE RATES IN CENTS PER TON (CONTINUED)

COMMODITIES AS DESCRIBED IN ITEM 70

FROM LOS ANGELES COUNTY PRODUCTION AREA 19-0
TO THE DELIVERY ZONES SET FORTH BELOW

ZONE	RATE	ZONE	RATE	ZONE	RATE	ZONE	RATE	ZONE	RATE
19176	164	19211	212	19246	285	19281	327	19343	192
19177	177	19212	210	19247	274	19282	318	19344	214
19178	152	19213	188	19248	273	19283	316	19345	225
19179	143	19214	200	19249	263	19284	304	19346	242
19180	128	19215	210	19250	317	19285	299	19347	266
19181	117	19216	221	19251	308	19286	311	19348	264
19182	118	19217	200	19252	289	19287	169	19367	245
19183	128	19218	220	19253	320	19301	261	19368	228
19184	137	19219	211	19254	330	19302	245	19369	211
19185	152	19220	229	19255	314	19303	262	19370	198
19186	168	19221	244	19256	295	19304	228	19371	184
19187	165	19222	238	19257	307	19305	233	19372	170
19188	169	19223	252	19258	293	19306	244	19373	178
19189	148	19224	235	19259	278	19307	255	19374	157
19190	147	19225	227	19260	274	19308	272	19375	163
19191	157	19226	221	19261	279	19309	283	19376	174
19192	208	19227	219	19262	293	19310	275	19377	190
19193	197	19228	229	19263	300	19311	264	19378	186
19194	182	19229	249	19264	310	19312	238	19379	202
19195	182	19230	230	19265	314	19313	227	19380	209
19196	181	19231	245	19266	292	19314	219	19381	225
19197	170	19232	235	19267	290	19315	223	19382	213
19198	166	19233	248	19268	294	19316	239	19383	237
19199	168	19234	264	19269	326	19317	239	19413	223
19200	188	19235	251	19270	339	19318	264	19414	211
19201	190	19236	267	19271	344	19319	276	19415	191
19202	173	19237	255	19272	320	19320	292	19416	176
19203	201	19238	247	19273	335	19321	304	19417	160
19204	200	19239	251	19274	307	19322	305	19418	168
19205	195	19240	265	19275	338	19337	279	19419	185
19206	221	19241	247	19276	316	19338	276	19420	193
19207	223	19242	255	19277	324	19339	254	19421	201
19208	229	19243	261	19278	328	19340	241	19422	235
19209	222	19244	256	19279	326	19341	206	19432	217
19210	205	19245	270	19280	338	19342	193	19433	206

* CHANGE

EFFECTIVE

ISSUED BY THE PUBLIC UTILITIES COMMISSION OF THE STATE OF CALIFORNIA,
CORRECTION 1663 SAN FRANCISCO, CALIFORNIA.

MINIMUM RATE TARIFF 17

* SECTION 21 - ZONE RATES IN CENTS PER TON (CONTINUED)

COMMODITIES AS DESCRIBED IN ITEM 70

FROM LOS ANGELES COUNTY PRODUCTION AREA 19-0
TO THE DELIVERY ZONES SET FORTH BELOW

ZONE	RATE	ZONE	RATE
19434	212	19710	253
19435	212	19711	258
19436	222	19712	241
19443	236	19713	225
19444	221	19714	215
19445	235	19715	223
19446	238	19716	250
19447	251	19717	242
19448	249		
19449	269		
19455	283		
19456	266		
19457	276		
19458	278		
19459	290		
19460	293		
19461	271		
19462	289		
19463	303		
19464	301		
19465	294		
19466	310		
19467	323		
19468	319		
19469	301		
19700	209		
19701	223		
19702	247		
19703	272		
19704	294		
19705	316		
19706	274		
19707	287		
19708	284		
19709	292		

* CHANGE

EFFECTIVE

ISSUED BY THE PUBLIC UTILITIES COMMISSION OF THE STATE OF CALIFORNIA,
CORRECTION 1664 SAN FRANCISCO, CALIFORNIA.

MINIMUM RATE TARIFF 17

* SECTION 21 - ZONE RATES IN CENTS PER TON (CONTINUED)

COMMODITIES AS DESCRIBED IN ITEM 70

FROM LOS ANGELES COUNTY PRODUCTION AREA 19-QA
 TO THE DELIVERY ZONES SET FORTH BELOW

ZONE	RATE	ZONE	RATE	ZONE	RATE	ZONE	RATE	ZONE	RATE
19001	218	19036	221	19071	113	19106	136	19141	77
19002	203	19037	230	19072	123	19107	104	19142	94
19003	187	19038	226	19073	126	19108	94	19143	123
19004	186	19039	171	19074	138	19109	103	19144	132
19005	202	19040	158	19075	146	19110	91	19145	146
19006	215	19041	156	19076	167	19111	79	19146	180
19007	194	19042	157	19077	181	19112	97	19147	186
19008	176	19043	154	19078	196	19113	107	19148	157
19009	183	19044	173	19079	247	19114	118	19149	129
19010	200	19045	184	19080	226	19115	192	19150	125
19011	249	19046	202	19081	203	19116	135	19151	110
19012	223	19047	210	19082	193	19117	128	19152	88
19013	215	19048	222	19083	191	19118	112	19153	95
19014	199	19049	209	19084	174	19119	89	19154	124
19015	183	19050	198	19085	164	19120	66	19155	163
19016	165	19051	182	19086	156	19121	64	19156	184
19017	169	19052	166	19087	149	19122	63	19157	195
19018	179	19053	153	19088	141	19123	94	19158	203
19019	173	19054	142	19089	128	19124	144	19159	213
19020	182	19055	138	19090	107	19125	165	19160	237
19021	200	19056	136	19091	92	19126	165	19161	262
19022	197	19057	136	19092	95	19127	163	19162	284
19023	208	19058	161	19093	108	19128	180	19163	309
19024	224	19059	155	19094	124	19129	219	19164	324
19025	215	19060	211	19095	136	19130	204	19165	344
19026	219	19061	196	19096	163	19131	188	19166	171
19027	237	19062	217	19097	152	19132	176	19167	144
19028	236	19063	231	19098	172	19133	160	19168	129
19029	230	19064	214	19099	176	19134	132	19169	112
19030	233	19065	196	19100	182	19135	97	19170	111
19031	238	19066	189	19101	189	19136	47	19171	125
19032	231	19067	150	19102	178	19137	75	19172	140
19033	228	19068	138	19103	174	19138	118	19173	149
19034	216	19069	143	19104	175	19139	142	19174	151
19035	217	19070	107	19105	156	19140	100	19175	170

* CHANGE

EFFECTIVE

ISSUED BY THE PUBLIC UTILITIES COMMISSION OF THE STATE OF CALIFORNIA,
 CORRECTION 1665 SAN FRANCISCO, CALIFORNIA.

MINIMUM RATE TARIFF 17

* SECTION 21 - ZONE RATES IN CENTS PER TON (CONTINUED)

COMMODITIES AS DESCRIBED IN ITEM 70

FROM LOS ANGELES COUNTY PRODUCTION AREA 19-QA
 TO THE DELIVERY ZONES SET FORTH BELOW

ZONE	RATE	ZONE	RATE	ZONE	RATE	ZONE	RATE	ZONE	RATE
19176	176	19211	224	19246	297	19281	339	19343	213
19177	189	19212	222	19247	286	19282	330	19344	226
19178	164	19213	200	19248	285	19283	328	19345	237
19179	155	19214	212	19249	275	19284	316	19346	253
19180	140	19215	222	19250	329	19285	311	19347	278
19181	128	19216	232	19251	320	19286	323	19348	276
19182	130	19217	212	19252	301	19287	165	19367	257
19183	140	19218	232	19253	332	19301	257	19368	240
19184	149	19219	223	19254	342	19302	240	19369	223
19185	164	19220	241	19255	326	19303	257	19370	210
19186	179	19221	255	19256	307	19304	223	19371	196
19187	197	19222	250	19257	319	19305	228	19372	197
19188	181	19223	264	19258	305	19306	240	19373	192
19189	160	19224	246	19259	290	19307	250	19374	183
19190	159	19225	239	19260	286	19308	267	19375	175
19191	169	19226	233	19261	291	19309	279	19376	186
19192	220	19227	231	19262	305	19310	270	19377	201
19193	208	19228	241	19263	312	19311	260	19378	198
19194	193	19229	261	19264	322	19312	233	19379	214
19195	194	19230	242	19265	326	19313	222	19380	221
19196	192	19231	257	19266	304	19314	214	19381	237
19197	182	19232	247	19267	302	19315	218	19382	225
19198	178	19233	260	19268	306	19316	235	19383	249
19199	180	19234	276	19269	338	19317	248	19413	235
19200	200	19235	263	19270	351	19318	259	19414	223
19201	202	19236	279	19271	356	19319	276	19415	203
19202	185	19237	267	19272	332	19320	292	19416	188
19203	213	19238	259	19273	347	19321	316	19417	172
19204	212	19239	263	19274	319	19322	317	19418	180
19205	207	19240	277	19275	350	19337	291	19419	196
19206	233	19241	259	19276	328	19338	288	19420	205
19207	235	19242	267	19277	336	19339	266	19421	213
19208	241	19243	273	19278	340	19340	253	19422	246
19209	234	19244	268	19279	338	19341	221	19432	229
19210	217	19245	282	19280	350	19342	215	19433	218

* CHANGE

EFFECTIVE

ISSUED BY THE PUBLIC UTILITIES COMMISSION OF THE STATE OF CALIFORNIA,
 CORRECTION 1666 SAN FRANCISCO, CALIFORNIA.

* SECTION 21 - ZONE RATES IN CENTS PER TON (CONTINUED)

COMMODITIES AS DESCRIBED IN ITEM 70

FROM LOS ANGELES COUNTY PRODUCTION AREA 19-QA
 TO THE DELIVERY ZONES SET FORTH BELOW

ZONE	RATE	ZONE	RATE
19434	224	19710	248
19435	224	19711	254
19436	234	19712	237
19443	248	19713	220
19444	232	19714	210
19445	247	19715	218
19446	250	19716	245
19447	263	19717	237
19448	261		
19449	281		
19455	295		
19456	278		
19457	288		
19458	290		
19459	302		
19460	305		
19461	283		
19462	301		
19463	315		
19464	313		
19465	306		
19466	322		
19467	335		
19468	331		
19469	313		
19700	204		
19701	219		
19702	243		
19703	267		
19704	289		
19705	311		
19706	269		
19707	282		
19708	279		
19709	287		

* CHANGE

EFFECTIVE

ISSUED BY THE PUBLIC UTILITIES COMMISSION OF THE STATE OF CALIFORNIA,
 CORRECTION 1667

SAN FRANCISCO, CALIFORNIA.

* SECTION 21 - ZONE RATES IN CENTS PER TON (CONTINUED)

COMMODITIES AS DESCRIBED IN ITEM 70

FROM LOS ANGELES COUNTY PRODUCTION AREA 19-08
TO THE DELIVERY ZONES SET FORTH BELOW

ZONE	RATE	ZONE	RATE	ZONE	RATE	ZONE	RATE	ZONE	RATE
19001	238	19036	230	19071	138	19106	145	19141	60
19002	224	19037	240	19072	144	19107	98	19142	77
19003	208	19038	235	19073	146	19108	115	19143	104
19004	206	19039	191	19074	159	19109	116	19144	116
19005	222	19040	178	19075	166	19110	111	19145	130
19006	230	19041	176	19076	188	19111	99	19146	163
19007	209	19042	177	19077	202	19112	117	19147	167
19008	196	19043	175	19078	216	19113	128	19148	139
19009	204	19044	194	19079	267	19114	138	19149	111
19010	220	19045	205	19080	247	19115	213	19150	107
19011	269	19046	222	19081	224	19116	155	19151	89
19012	244	19047	231	19082	213	19117	148	19152	68
19013	236	19048	243	19083	211	19118	132	19153	56
19014	219	19049	229	19084	195	19119	120	19154	85
19015	204	19050	218	19085	184	19120	87	19155	112
19016	185	19051	202	19086	177	19121	85	19156	133
19017	189	19052	187	19087	170	19122	83	19157	144
19018	199	19053	174	19088	161	19123	105	19158	168
19019	193	19054	162	19089	148	19124	138	19159	178
19020	201	19055	159	19090	127	19125	151	19160	202
19021	220	19056	155	19091	112	19126	164	19161	227
19022	217	19057	156	19092	114	19127	172	19162	249
19023	227	19058	170	19093	125	19128	171	19163	274
19024	244	19059	164	19094	133	19129	200	19164	289
19025	235	19060	220	19095	145	19130	185	19165	309
19026	238	19061	205	19096	172	19131	169	19166	136
19027	247	19062	226	19097	161	19132	157	19167	109
19028	244	19063	240	19098	181	19133	141	19168	94
19029	239	19064	223	19099	185	19134	116	19169	77
19030	242	19065	205	19100	190	19135	80	19170	76
19031	247	19066	198	19101	191	19136	65	19171	105
19032	240	19067	159	19102	180	19137	83	19172	120
19033	236	19068	147	19103	183	19138	96	19173	131
19034	225	19069	158	19104	184	19139	121	19174	133
19035	226	19070	127	19105	164	19140	61	19175	150

* CHANGE

EFFECTIVE

ISSUED BY THE PUBLIC UTILITIES COMMISSION OF THE STATE OF CALIFORNIA,
CORRECTION 1668 SAN FRANCISCO, CALIFORNIA.

* SECTION 21 - ZONE RATES IN CENTS PER TON (CONTINUED)

COMMODITIES AS DESCRIBED IN ITEM 70

FROM LOS ANGELES COUNTY PRODUCTION AREA 19-08
 TO THE DELIVERY ZONES SET FORTH BELOW

ZONE	RATE	ZONE	RATE	ZONE	RATE	ZONE	RATE	ZONE	RATE
19176	151	19211	192	19246	265	19281	304	19343	185
19177	157	19212	187	19247	254	19282	295	19344	208
19178	133	19213	165	19248	250	19283	293	19345	218
19179	120	19214	177	19249	240	19284	284	19346	250
19180	109	19215	187	19250	294	19285	279	19347	272
19181	93	19216	197	19251	285	19286	291	19348	259
19182	95	19217	177	19252	266	19287	184	19367	254
19183	105	19218	197	19253	297	19301	258	19368	237
19184	114	19219	192	19254	307	19302	242	19369	205
19185	129	19220	209	19255	291	19303	259	19370	192
19186	144	19221	224	19256	272	19304	225	19371	178
19187	162	19222	233	19257	284	19305	230	19372	163
19188	146	19223	232	19258	270	19306	241	19373	173
19189	125	19224	215	19259	259	19307	252	19374	150
19190	124	19225	207	19260	254	19308	269	19375	156
19191	134	19226	198	19261	260	19309	305	19376	168
19192	203	19227	196	19262	273	19310	297	19377	184
19193	183	19228	206	19263	283	19311	286	19378	181
19194	162	19229	226	19264	290	19312	235	19379	197
19195	163	19230	207	19265	295	19313	224	19380	204
19196	157	19231	222	19266	272	19314	216	19381	220
19197	147	19232	216	19267	270	19315	219	19382	208
19198	143	19233	229	19268	271	19316	226	19383	232
19199	145	19234	244	19269	303	19317	232	19413	218
19200	165	19235	246	19270	316	19318	273	19414	206
19201	167	19236	248	19271	321	19319	284	19415	186
19202	150	19237	236	19272	297	19320	303	19416	171
19203	178	19238	227	19273	312	19321	299	19417	154
19204	180	19239	228	19274	284	19322	300	19418	163
19205	175	19240	242	19275	315	19337	274	19419	180
19206	201	19241	224	19276	293	19338	293	19420	188
19207	218	19242	232	19277	301	19339	262	19421	196
19208	224	19243	238	19278	305	19340	235	19422	230
19209	203	19244	236	19279	303	19341	204	19432	212
19210	185	19245	251	19280	315	19342	187	19433	201

* CHANGE

EFFECTIVE

ISSUED BY THE PUBLIC UTILITIES COMMISSION OF THE STATE OF CALIFORNIA,
 CORRECTION 1669

SAN FRANCISCO, CALIFORNIA.

MINIMUM RATE TARIFF 17

* SECTION 21 - ZONE RATES IN CENTS PER TON (CONTINUED)

COMMODITIES AS DESCRIBED IN ITEM 70

FROM LOS ANGELES COUNTY PRODUCTION AREA 19-08
TO THE DELIVERY ZONES SET FORTH BELOW

ZONE	RATE	ZONE	RATE
19434	207	19710	269
19435	207	19711	274
19436	217	19712	257
19443	231	19713	241
19444	216	19714	230
19445	230	19715	239
19446	233	19716	265
19447	246	19717	258
19448	244		
19449	264		
19455	278		
19456	261		
19457	268		
19458	273		
19459	275		
19460	288		
19461	266		
19462	284		
19463	288		
19464	286		
19465	279		
19466	295		
19467	303		
19468	310		
19469	296		
19700	224		
19701	239		
19702	263		
19703	287		
19704	310		
19705	332		
19706	289		
19707	302		
19708	300		
19709	308		

* CHANGE

EFFECTIVE

ISSUED BY THE PUBLIC UTILITIES COMMISSION OF THE STATE OF CALIFORNIA,
CORRECTION 1670 SAN FRANCISCO, CALIFORNIA.

21-08-2

* SECTION 21 - ZONE RATES IN CENTS PER TON (CONTINUED)

COMMODITIES AS DESCRIBED IN ITEM 70

FROM LOS ANGELES COUNTY PRODUCTION AREA 19-R
TO THE DELIVERY ZONES SET FORTH BELOW

ZONE	RATE	ZONE	RATE	ZONE	RATE	ZONE	RATE	ZONE	RATE
19001	202	19036	218	19071	104	19106	133	19141	106
19002	187	19037	227	19072	107	19107	104	19142	123
19003	171	19038	223	19073	110	19108	105	19143	148
19004	170	19039	168	19074	122	19109	104	19144	160
19005	186	19040	155	19075	130	19110	92	19145	167
19006	199	19041	140	19076	151	19111	70	19146	177
19007	178	19042	141	19077	165	19112	79	19147	183
19008	160	19043	138	19078	180	19113	89	19148	172
19009	167	19044	157	19079	231	19114	100	19149	155
19010	183	19045	168	19080	210	19115	176	19150	151
19011	233	19046	186	19081	187	19116	119	19151	139
19012	207	19047	194	19082	177	19117	103	19152	118
19013	199	19048	206	19083	175	19118	87	19153	118
19014	183	19049	193	19084	158	19119	64	19154	102
19015	167	19050	182	19085	147	19120	77	19155	130
19016	149	19051	166	19086	140	19121	75	19156	151
19017	153	19052	150	19087	133	19122	74	19157	162
19018	165	19053	137	19088	125	19123	105	19158	191
19019	170	19054	126	19089	112	19124	141	19159	214
19020	179	19055	122	19090	91	19125	161	19160	237
19021	197	19056	122	19091	76	19126	162	19161	263
19022	194	19057	133	19092	92	19127	160	19162	284
19023	205	19058	158	19093	105	19128	177	19163	309
19024	221	19059	152	19094	121	19129	216	19164	325
19025	212	19060	208	19095	133	19130	201	19165	345
19026	216	19061	193	19096	160	19131	185	19166	172
19027	234	19062	214	19097	149	19132	173	19167	142
19028	232	19063	228	19098	169	19133	157	19168	155
19029	227	19064	211	19099	173	19134	150	19169	140
19030	230	19065	193	19100	178	19135	117	19170	138
19031	235	19066	186	19101	186	19136	77	19171	154
19032	228	19067	147	19102	175	19137	50	19172	170
19033	224	19068	135	19103	171	19138	93	19173	175
19034	213	19069	140	19104	172	19139	115	19174	176
19035	214	19070	104	19105	152	19140	90	19175	196

* CHANGE

EFFECTIVE

ISSUED BY THE PUBLIC UTILITIES COMMISSION OF THE STATE OF CALIFORNIA,
CORRECTION 1671

SAN FRANCISCO, CALIFORNIA.

* SECTION 21 - ZONE RATES IN CENTS PER TON (CONTINUED)

COMMODITIES AS DESCRIBED IN ITEM 70

FROM LOS ANGELES COUNTY PRODUCTION AREA 19-R
 TO THE DELIVERY ZONES SET FORTH BELOW

ZONE	RATE	ZONE	RATE	ZONE	RATE	ZONE	RATE	ZONE	RATE
19176	210	19211	239	19246	303	19281	339	19343	210
19177	210	19212	222	19247	292	19282	330	19344	241
19178	190	19213	201	19248	286	19283	328	19345	252
19179	182	19214	213	19249	275	19284	322	19346	269
19180	172	19215	223	19250	330	19285	317	19347	293
19181	156	19216	233	19251	321	19286	329	19348	296
19182	158	19217	212	19252	301	19287	152	19367	272
19183	154	19218	232	19253	333	19301	253	19368	255
19184	155	19219	249	19254	342	19302	237	19369	238
19185	165	19220	266	19255	327	19303	254	19370	225
19186	180	19221	275	19256	307	19304	220	19371	211
19187	197	19222	270	19257	319	19305	225	19372	194
19188	182	19223	288	19258	305	19306	236	19373	189
19189	167	19224	266	19259	296	19307	247	19374	180
19190	186	19225	249	19260	292	19308	264	19375	190
19191	196	19226	233	19261	297	19309	276	19376	201
19192	240	19227	232	19262	311	19310	267	19377	217
19193	228	19228	241	19263	321	19311	257	19378	218
19194	219	19229	261	19264	328	19312	230	19379	233
19195	220	19230	243	19265	333	19313	219	19380	241
19196	220	19231	258	19266	310	19314	211	19381	257
19197	204	19232	258	19267	308	19315	215	19382	245
19198	178	19233	270	19268	306	19316	231	19383	268
19199	181	19234	297	19269	339	19317	244	19413	255
19200	201	19235	283	19270	351	19318	256	19414	242
19201	202	19236	285	19271	356	19319	272	19415	223
19202	185	19237	274	19272	332	19320	288	19416	208
19203	213	19238	265	19273	348	19321	306	19417	197
19204	237	19239	263	19274	319	19322	337	19418	200
19205	232	19240	278	19275	350	19337	311	19419	216
19206	262	19241	260	19276	329	19338	304	19420	224
19207	255	19242	267	19277	336	19339	281	19421	233
19208	261	19243	274	19278	340	19340	268	19422	266
19209	260	19244	274	19279	338	19341	217	19432	249
19210	242	19245	289	19280	351	19342	212	19433	238

* CHANGE

EFFECTIVE

ISSUED BY THE PUBLIC UTILITIES COMMISSION OF THE STATE OF CALIFORNIA.
 CORRECTION 1672 SAN FRANCISCO, CALIFORNIA.

MINIMUM RATE TARIFF 17

* SECTION 21 - ZONE RATES IN CENTS PER TON (CONTINUED)

COMMODITIES AS DESCRIBED IN ITEM 70

FROM LOS ANGELES COUNTY PRODUCTION AREA 19-R
TO THE DELIVERY ZONES SET FORTH BELOW

ZONE	RATE	ZONE	RATE
19434	243	19710	232
19435	243	19711	238
19436	254	19712	221
19443	268	19713	204
19444	252	19714	194
19445	267	19715	202
19446	269	19716	229
19447	283	19717	221
19448	281		
19449	301		
19455	314		
19456	298		
19457	308		
19458	310		
19459	313		
19460	324		
19461	303		
19462	321		
19463	326		
19464	324		
19465	317		
19466	332		
19467	355		
19468	351		
19469	333		
19700	188		
19701	203		
19702	227		
19703	251		
19704	273		
19705	295		
19706	253		
19707	266		
19708	263		
19709	271		

* CHANGE

EFFECTIVE

ISSUED BY THE PUBLIC UTILITIES COMMISSION OF THE STATE OF CALIFORNIA,
CORRECTION 1673

SAN FRANCISCO, CALIFORNIA.

* SECTION 21 - ZONE RATES IN CENTS PER TON (CONTINUED)

COMMODITIES AS DESCRIBED IN ITEM 70

FROM LOS ANGELES COUNTY PRODUCTION AREA 19-Z
 TO THE DELIVERY ZONES SET FORTH BELOW

ZONE	RATE	ZONE	RATE	ZONE	RATE	ZONE	RATE	ZONE	RATE
19001	200	19036	204	19071	95	19106	118	19141	68
19002	186	19037	212	19072	106	19107	86	19142	85
19003	170	19038	208	19073	108	19108	77	19143	114
19004	168	19039	154	19074	121	19109	86	19144	123
19005	184	19040	141	19075	128	19110	73	19145	152
19006	197	19041	138	19076	150	19111	61	19146	162
19007	176	19042	139	19077	164	19112	79	19147	169
19008	158	19043	137	19078	178	19113	90	19148	157
19009	166	19044	156	19079	229	19114	100	19149	120
19010	182	19045	166	19080	209	19115	175	19150	116
19011	231	19046	184	19081	186	19116	117	19151	101
19012	206	19047	193	19082	175	19117	111	19152	79
19013	197	19048	205	19083	173	19118	102	19153	86
19014	181	19049	191	19084	157	19119	83	19154	115
19015	166	19050	180	19085	146	19120	49	19155	145
19016	147	19051	164	19086	138	19121	47	19156	167
19017	151	19052	149	19087	132	19122	45	19157	177
19018	162	19053	136	19088	123	19123	77	19158	194
19019	156	19054	124	19089	110	19124	127	19159	204
19020	164	19055	121	19090	89	19125	147	19160	228
19021	182	19056	118	19091	74	19126	147	19161	253
19022	179	19057	119	19092	77	19127	146	19162	275
19023	190	19058	144	19093	90	19128	162	19163	300
19024	206	19059	137	19094	107	19129	201	19164	315
19025	197	19060	194	19095	118	19130	187	19165	335
19026	201	19061	178	19096	145	19131	170	19166	162
19027	219	19062	200	19097	134	19132	159	19167	135
19028	218	19063	214	19098	154	19133	142	19168	120
19029	213	19064	196	19099	159	19134	135	19169	103
19030	215	19065	178	19100	164	19135	88	19170	101
19031	221	19066	171	19101	171	19136	38	19171	115
19032	214	19067	132	19102	160	19137	68	19172	131
19033	210	19068	121	19103	157	19138	111	19173	140
19034	199	19069	125	19104	157	19139	124	19174	142
19035	199	19070	90	19105	138	19140	91	19175	161

* CHANGE

EFFECTIVE

ISSUED BY THE PUBLIC UTILITIES COMMISSION OF THE STATE OF CALIFORNIA,
 CORRECTION 1674 SAN FRANCISCO, CALIFORNIA.

MINIMUM RATE TARIFF 17

* SECTION 21 - ZONE RATES IN CENTS PER TON (CONTINUED)

COMMODITIES AS DESCRIBED IN ITEM 70

FROM LOS ANGELES COUNTY PRODUCTION AREA 19-Z
 TO THE DELIVERY ZONES SET FORTH BELOW

ZONE	RATE	ZONE	RATE	ZONE	RATE	ZONE	RATE	ZONE	RATE
19176	167	19211	215	19246	288	19281	330	19343	196
19177	196	19212	213	19247	277	19282	320	19344	227
19178	155	19213	191	19248	276	19283	319	19345	238
19179	146	19214	203	19249	266	19284	307	19346	254
19180	131	19215	213	19250	320	19285	302	19347	279
19181	119	19216	223	19251	311	19286	314	19348	281
19182	121	19217	203	19252	291	19287	147	19367	257
19183	131	19218	223	19253	323	19301	239	19368	240
19184	140	19219	214	19254	332	19302	222	19369	224
19185	155	19220	232	19255	317	19303	239	19370	211
19186	170	19221	246	19256	297	19304	205	19371	197
19187	188	19222	255	19257	310	19305	211	19372	179
19188	172	19223	273	19258	296	19306	222	19373	175
19189	151	19224	237	19259	281	19307	232	19374	166
19190	149	19225	230	19260	277	19308	250	19375	175
19191	160	19226	224	19261	282	19309	261	19376	187
19192	225	19227	222	19262	296	19310	252	19377	203
19193	214	19228	232	19263	318	19311	242	19378	203
19194	184	19229	252	19264	313	19312	215	19379	219
19195	185	19230	233	19265	317	19313	205	19380	226
19196	183	19231	248	19266	295	19314	197	19381	243
19197	173	19232	238	19267	293	19315	201	19382	230
19198	169	19233	251	19268	297	19316	217	19383	254
19199	171	19234	282	19269	329	19317	230	19413	241
19200	191	19235	269	19270	341	19318	242	19414	228
19201	193	19236	270	19271	347	19319	258	19415	208
19202	175	19237	258	19272	323	19320	274	19416	194
19203	204	19238	250	19273	338	19321	291	19417	163
19204	203	19239	254	19274	310	19322	323	19418	186
19205	198	19240	268	19275	341	19337	296	19419	202
19206	224	19241	250	19276	319	19338	289	19420	210
19207	240	19242	258	19277	327	19339	266	19421	218
19208	246	19243	264	19278	331	19340	254	19422	252
19209	225	19244	259	19279	329	19341	203	19432	234
19210	208	19245	273	19280	341	19342	197	19433	223

* CHANGE

EFFECTIVE

ISSUED BY THE PUBLIC UTILITIES COMMISSION OF THE STATE OF CALIFORNIA,
 CORRECTION 1675 SAN FRANCISCO, CALIFORNIA.

MINIMUM RATE TARIFF 17

* SECTION 21 - ZONE RATES IN CENTS PER TON (CONTINUED)

COMMODITIES AS DESCRIBED IN ITEM 70

FROM LOS ANGELES COUNTY PRODUCTION AREA 19-Z
TO THE DELIVERY ZONES SET FORTH BELOW

ZONE	RATE	ZONE	RATE
19434	229	19710	231
19435	229	19711	236
19436	239	19712	219
19443	253	19713	203
19444	238	19714	192
19445	253	19715	201
19446	255	19716	227
19447	268	19717	220
19448	266		
19449	286		
19455	300		
19456	284		
19457	294		
19458	295		
19459	307		
19460	310		
19461	288		
19462	306		
19463	320		
19464	319		
19465	312		
19466	327		
19467	340		
19468	336		
19469	319		
19700	186		
19701	201		
19702	225		
19703	249		
19704	272		
19705	293		
19706	251		
19707	264		
19708	262		
19709	270		

* CHANGE

EFFECTIVE

ISSUED BY THE PUBLIC UTILITIES COMMISSION OF THE STATE OF CALIFORNIA,
CORRECTION 1676 SAN FRANCISCO, CALIFORNIA.