

Decision No. 92566 DEC 30 1980

BEFORE THE PUBLIC UTILITIES COMMISSION OF THE STATE OF CALIFORNIA

In the Matter of the Application
of LUXE LIVERY SERVICE, INC., a
California Corporation for author-
ity to increase fares for
transportation of persons in its
airport access service.

ORIGINALApplication No. 60051
(Filed November 3, 1980)O P I N I O N

Luxe Livery Service, Inc. (applicant) is authorized as a passenger stage corporation (PSC-1044) to provide on-call door-to-door service between points in Orange County, on the one hand, and Los Angeles International Airport, Orange County Airport, Ontario International Airport and the docks and piers at Los Angeles and Long Beach harbors, on the other hand.

By this application, applicant seeks authority to increase its passenger stage fares an average of 14.8% as set forth in Exhibit 1 of the application. A copy of Exhibit 1 is included in Appendix A of this order. Applicant states that it has incurred increases in operating expenses, especially fuel and oil which have increased 100% since 1978. In addition, applicant has experienced increases in the costs of repairs, insurance, and salaries.

The present fares were established at the time service was inaugurated pursuant to Decision 89074, dated July 11, 1978.

Exhibit 3 of the application sets forth applicant's estimate of the results of operation under present fares for the six months ending August 31, 1980 and under present and proposed fares for the rate year ending December 31, 1981. A summary of these data follows:

	<u>Historical Period</u>	<u>Test Year</u>	
	<u>6 months ending 8-31-80</u>	<u>12 months ending 12-31-81</u>	
	<u>Present Fares</u>	<u>Present Fares</u>	<u>Proposed Fares</u>
Revenues	\$961,102 ⁽²⁾	\$2,033,668 ⁽³⁾	\$2,200,862 ⁽³⁾
Expenses	905,785	2,000,995	2,000,995
Income Tax	13,829	8,168	49,967
Net Income	\$ 41,488	\$ 24,505	\$ 149,900
Operating ratio (1)	95.7%	98.8%	92.2%

(1) After income tax

(2) Includes \$375,297 in charter revenue

(3) Includes \$862,058 in charter revenue

The fare increase requested by applicant will result in an estimated annual increase in gross revenues of \$167,194.

Notice of filing of this application appeared in the Commission's Daily Calendar on November 6, 1980. Additionally, the Commission staff notified public transit operators and planning agencies of the filing of this application pursuant to California Public Utilities Code Sections 730.3 and 730.5. No protests have been received.

The annual average fare increase authorized herein falls within the provisions of the President's Guidelines for Wage and Price Stability.

Since there is an immediate need for this fare adjustment, the order should be effective the date hereof.

Findings

1. Since the present fares were established in 1978, applicant has experienced increases in operating expenses.
2. The proposed fare increase will result in an estimated annual increase in gross revenues of \$167,194 and an operating ratio of 93.2 percent.
3. The fare increase requested is justified.
4. A public hearing is not necessary.

Conclusion of Law

The increased rates authorized by the following order are just, reasonable, and nondiscriminatory.

ORDER

IT IS ORDERED that:


1. Luxe Livery Service, Inc. is authorized to establish the increased rates proposed in Exhibit 1 of Application No. 60051. Tariff publications authorized to be made as a result of this order shall be made effective not earlier than five days after the effective date of this order on not less than five days' notice to the Commission and to the public.

2. The authority shall expire unless exercised within ninety days after the effective date of this order.

3. In addition to the required posting and filing of tariffs, applicant shall give notice to the public by posting in its buses and terminals a printed explanation of its fares. Such notice shall be posted not less than five days before the effective date of the fare changes and shall remain posted for a period of not less than thirty days.


The effective date of this order is the date hereof.


Dated DEC 30 1980, at San Francisco, California.



President







Commissioners

Commissioner Vernon L. Sturgeon, being necessarily absent, did not participate in the disposition of this proceeding.



Provided by
ORANGE COUNTY LIMOUSINE SERVICE

Member of
LUXE LIVERY SERVICE, INC.
PASSENGER TRANSPORTATION SPECIALISTS

Telephone 714/558-1813

EXISTING FARES AS AUTHORIZED BY DECISION 89074
ONE WAY FARES TO LOS ANGELES INTERNATIONAL,
ONTARIO, AND ORANGE COUNTY AIRPORTS
Effective January 1978

Rates subject to change without notice.

	LAX	LGB	SNA	ONTARIO	PIERS
Anaheim	21.00	17.00	15.00	30.00	21.00
Anaheim (East)	23.00	19.00	15.00	30.00	23.00
Balboa Island	25.00	21.00	12.00	31.00	25.00
Balboa Peninsula	25.00	21.00	12.00	31.00	25.00
Brea	22.00	18.00	16.00	30.00	22.00
Buena Park	20.00	16.00	16.00	30.00	20.00
Capistrano Beach	30.00	26.00	20.00	37.00	30.00
Corona del Mar	24.00	20.00	12.00	32.00	24.00
Costa Mesa	22.00	18.00	12.00	30.00	22.00
Cota De Caza	34.00	30.00	21.00	38.00	34.00
Cypress	20.00	16.00	16.00	30.00	20.00
Dana Point	30.00	26.00	18.00	36.00	30.00
El Toro	24.00	20.00	14.00	30.00	24.00
Fountain Valley	21.00	17.00	15.00	30.00	21.00
Fullerton	21.00	17.00	15.00	30.00	21.00
Garden Grove	21.00	17.00	15.00	30.00	21.00
Harbor Island	25.00	21.00	12.00	31.00	25.00
Huntington Beach	21.00	17.00	12.00	32.00	21.00
Irvine	22.00	18.00	12.00	32.00	22.00
Laguna Beach	26.00	22.00	15.00	33.00	26.00
Laguna Beach (South)	28.00	24.00	16.00	36.00	28.00
Laguna Hills	24.00	20.00	14.00	30.00	24.00
Laguna Niguel	27.00	23.00	16.00	36.00	27.00
La Habra	21.00	17.00	19.00	30.00	21.00
La Palma	20.00	16.00	16.00	30.00	20.00
Leisure World	24.00	20.00	14.00	30.00	24.00
Lido Isle	25.00	21.00	12.00	31.00	25.00
Linda Isle	25.00	21.00	12.00	31.00	25.00
Los Alamitos	20.00	16.00	16.00	36.00	20.00
Midway City	20.00	16.00	14.00	30.00	20.00
Mission Viejo	24.00	20.00	15.00	32.00	24.00
Newport Beach	23.00	19.00	12.00	31.00	23.00
Newport Peninsula	25.00	21.00	12.00	31.00	25.00
Orange	21.00	17.00	12.00	30.00	21.00
Placentia	22.00	18.00	15.00	30.00	22.00
San Clemente	34.00	30.00	21.00	38.00	34.00
San Juan Capistrano	28.00	24.00	18.00	35.00	28.00
Santa Ana	22.00	18.00	12.00	30.00	22.00
Seal Beach	20.00	16.00	15.00	36.00	20.00
Stanton	20.00	16.00	14.00	30.00	20.00
Sunset Beach	22.00	18.00	16.00	36.00	22.00
Surfside	22.00	18.00	16.00	36.00	22.00
Tustin	22.00	18.00	12.00	30.00	22.00
Villa Park	23.00	19.00	15.00	30.00	23.00
Westminster	20.00	16.00	14.00	30.00	20.00
Yorba Linda	22.00	18.00	18.00	30.00	22.00

A.60051 T/am	LAX	L.A.R	SNA	ONTARIO	PIERS
Anaheim	24.00	21.00	18.00	30.00	24.00
Anaheim (East)	26.00	23.00	18.00	30.00	26.00
Balboa Island	26.00	23.00	15.00	35.00	26.00
Balboa Peninsula	28.00	25.00	15.00	35.00	28.00
Brea	25.00	22.00	19.00	30.00	25.00
Buena Park	23.00	20.00	19.00	30.00	23.00
Capistrano Beach	35.00	32.00	23.00	37.00	35.00
Covina Del Mar	27.00	24.00	15.00	35.00	27.00
Costa Mesa	24.00	21.00	15.00	33.00	24.00
Coto De Caza	38.00	35.00	24.00	38.00	38.00
Orange	22.00	19.00	19.00	30.00	22.00
Orange Point	34.00	31.00	21.00	37.00	34.00
El Toro	28.00	25.00	17.00	33.00	28.00
Fountain Valley	23.00	20.00	18.00	34.00	23.00
Fullerton	24.00	21.00	18.00	30.00	24.00
Garden Grove	24.00	21.00	18.00	31.00	24.00
Harbor Island	26.00	23.00	15.00	35.00	26.00
Huntington Beach	24.00	21.00	15.00	36.00	24.00
Huntington Harbor	25.00	22.00	19.00	36.00	25.00
Irvine	25.00	22.00	15.00	33.00	25.00
Jaguna Beach	30.00	27.00	18.00	36.00	30.00
Jaguna Beach (South)	32.00	29.00	19.00	37.00	32.00
Jaguna Hills	28.00	25.00	17.00	33.00	28.00
Jaguna Niguel	32.00	29.00	19.00	37.00	32.00
La Habra	24.00	21.00	22.00	30.00	24.00
La Habra	22.00	19.00	19.00	30.00	22.00
Leisure World	28.00	25.00	17.00	33.00	28.00
Lido Isle	26.00	23.00	15.00	35.00	26.00
Linda Isle	26.00	23.00	15.00	35.00	26.00
Los Alamitos	22.00	19.00	19.00	36.00	22.00
Midway City	23.00	20.00	17.00	35.00	23.00
Mission Viejo	29.00	26.00	18.00	34.00	29.00
Newport Beach	26.00	23.00	15.00	35.00	26.00
Newport Peninsula	28.00	25.00	15.00	35.00	28.00
Orange	25.00	22.00	15.00	30.00	25.00
Placentia	25.00	22.00	18.00	30.00	25.00
San Clemente	38.00	35.00	24.00	38.00	38.00
San Juan Capistrano	34.00	31.00	21.00	37.00	34.00
Santa Ana	24.00	21.00	15.00	30.00	24.00
Seal Beach	22.00	19.00	18.00	36.00	22.00
Stanton	23.00	20.00	17.00	34.00	23.00
Sunset Beach	24.00	21.00	19.00	36.00	24.00
Surfside	24.00	21.00	19.00	36.00	24.00
Tustin	25.00	22.00	15.00	30.00	25.00
Villa Park	26.00	23.00	18.00	30.00	26.00
Westminster	23.00	20.00	17.00	34.00	23.00
Yorba Linda	25.00	22.00	21.00	30.00	25.00

PROPOSED FARES PER FARE INCREASE APPLICATION