

ORIGINAL

Decision No. 92807 MAR 17 1981

BEFORE THE PUBLIC UTILITIES COMMISSION OF THE STATE OF CALIFORNIA

In the Matter of the Application)	
of SAN JOSE WATER WORKS, a corpora-)	
tion, for an order authorizing it)	Application No. 59819
to increase rates charged for)	(Filed July 17, 1980)
water service.)	

OPINION AND ORDER ON MODIFICATION

The Commission on February 18, 1981 issued Decision No. 92719 in this application. This decision provided rate increases which included step rates extending into calendar year 1983.

San Jose Water Works (San Jose) had sought to eliminate Schedule No. 6, Resale Service, in its request and have such service billed under the general meter service rates of Schedule No. 1, but subsequently had no objection to its retention if Schedule No. 6 rates were increased by the percentage authorized in the proceeding.

Schedule No. 6 rates were increased and retained as a separate schedule, but the quantities used to design rates were not changed. As a result of this error, an increase of \$0.003 per 100 cu. ft. for the second quantity block (over 300 cu. ft., per 100 cu. ft.) should be made in Schedule No. 1 to provide San Jose the additional authorized revenues of Finding 6.

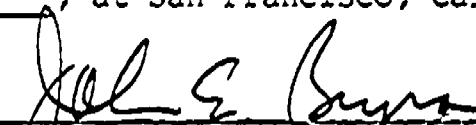
Corrected pages are set forth in the attached appendices of this decision, showing the corrected numbers noted with footnotes and the pages to be replaced.


We find and conclude that the appendices of Decision No. 92719 did not reflect our intent and that our original intent is set forth in the corrected pages to this order.


IT IS HEREBY ORDERED that Appendix A, Page 1 of 2; Appendix C, Page 1 of 8; Appendix C, Page 2 of 8; and Appendix C, Page 7 of 8 of this decision are hereby substituted for the respective pages of Decision No. 92719 and all other requirements, terms, and conditions of that Decision No. 92719 shall remain in full force and effect.


The effective date of this order is the date hereof.

Dated MAR 17 1981, at San Francisco, California.



President






Commissioners

APPENDIX A
Page 1 of 2

San Jose Water Works

SCHEDULE NO. 1

GENERAL METERED SERVICE

APPLICABILITY

Applicable to general metered water service.

TERRITORY

Portions of Cupertino, San Jose and Santa Clara, and in Campbell, Los Gatos, Monte Sereno, and Saratoga and in contiguous territory in the County of Santa Clara.

RATES

<u>Service Charge:</u>	<u>Per Meter Per Month</u>
For 5/8 x 3/4-inch meter	\$ 2.90
For 3/4-inch meter	3.70
For 1-inch meter	4.80
For 1 1/2-inch meter	7.00
For 2-inch meter	9.00
For 3-inch meter	16.00
For 4-inch meter	22.00
For 6-inch meter	36.00
For 8-inch meter	53.00
For 10-inch meter	65.00

<u>Quantity Rate:</u>	
First 300 cu.ft., per 100 cu.ft.	0.395
Over 300 cu.ft., per 100 cu.ft.	0.581 ^{1/} (I)

The service charge applies to all metered service connections, to it is added the charge for water used during the month at quantity rates.

SPECIAL CONDITION

Customers who receive water deliveries for agricultural purposes under this schedule, and who present evidence to the utility that such deliveries qualify for the lower pump tax rates levied by the Santa Clara Valley Water District for agricultural water, shall receive a credit of 9.3 cents per 100 cubic feet on each water bill for the quantities of water used during the period covered by that bill.

^{1/} Corrected rate.

APPENDIX C
Page 1 of 8

San Jose Water Works

COMPARISON OF MONTHLY RATES

GENERAL METERED SERVICE - SCHEDULE NO. 1

Item	:Current Rates*:	: Proposed Rates:		Adopted Rates		
		1981	1982	1981	1982	1983
<u>Service Charge</u>						
For 5/8 x 3/4-inch meter	\$ 2.67	\$ 2.95	\$ 3.05	\$ 2.90	\$ 3.00	\$ 3.10
For 3/4-inch meter	3.47	3.85	4.00	3.70	3.80	3.90
For 1-inch meter	4.43	4.90	5.10	4.80	5.00	5.20
For 1-1/2-inch meter	6.41	7.10	7.35	7.00	7.00	7.00
For 2-inch meter	8.55	9.50	9.85	9.00	9.00	9.00
For 3-inch meter	14.96	17.00	17.75	16.00	17.00	18.00
For 4-inch meter	20.30	23.00	24.00	22.00	23.00	24.00
For 6-inch meter	33.12	37.00	38.50	36.00	37.00	38.00
For 8-inch meter	49.12	55.00	57.00	53.00	55.00	57.00
For 10-inch meter	60.60	68.00	70.50	65.00	67.00	69.00
<u>Quantity Rate</u>						
0-300 cu.ft., per 100 cu.ft.	0.381	0.423	0.438	0.395	0.410	0.427
400-500 cu.ft., per 100 cu.ft.	0.381	0.563	0.584	0.581 ^{2/}	0.601 ^{2/}	0.622 ^{2/}
Over 500 cu.ft., per 100 cu.ft.	0.552	0.563	0.584	0.581 ^{2/}	0.601 ^{2/}	0.622 ^{2/}

The service charge applies to all metered service connections, to it is added the charge for water used during the month at quantity rates.

* General Metered Service Rates authorized by Commission Resolution No. W-2675, effective July 15, 1980.

^{2/} Corrected rates.

APPENDIX C
Page 2 of 8

San Jose Water Works

COMPARISON OF MONTHLY RATES

GENERAL METERED SERVICE - SCHEDULE NO. 1
(Formerly Schedule No. 1C)

Item	Current Rates*	Proposed Rates :		Adopted Rates		
		1981	1982	1981	1982	1983
<u>Service Charge</u>						
For 5/8 x 3/4-inch meter	\$ 2.92	\$ 2.95	\$ 3.05	\$ 2.90	\$ 3.00	\$ 3.10
For 3/4-inch meter	3.50	3.85	4.00	3.70	3.80	3.90
For 1-inch meter	4.80	4.90	5.10	4.80	5.00	5.20
For 1-1/2-inch meter	6.70	7.10	7.35	7.00	7.00	7.00
For 2-inch meter	8.55	9.50	9.85	9.00	9.00	9.00
For 3-inch meter	16.00	17.00	17.75	16.00	17.00	18.00
For 4-inch meter	22.35	23.00	24.00	22.00	23.00	24.00
For 6-inch meter	35.10	37.00	38.50	36.00	37.00	38.00
For 8-inch meter	53.20	55.00	57.00	53.00	55.00	57.00
<u>Quantity Rate</u>						
First 300 cu.ft., per 100 cu.ft.	0.400	0.423	0.438	0.395 ^{2/}	0.410 ^{3/}	0.427 ^{3/}
Over 300 cu.ft., per 100 cu.ft.	0.549	0.563	0.584	0.581 ^{2/}	0.601 ^{3/}	0.622 ^{3/}

The service charge applies to all metered service connections, to it is added the charge for water used during the month at quantity rates.

* Metered Service Rates including Fire Protection Surcharge for customers formerly served by The Campbell Water Company and authorized by Commission Resolution No. W-2676 effective July 15, 1980.

^{3/} Corrected rates.

APPENDIX C
Page 7 of 8

San Jose Water Works
ADOPTED QUANTITIES

Metered Water Sales Used to Design Rates

<u>Meter Size</u>	<u>Metered Service</u>	
	<u>1981</u>	<u>1982</u>
5/8 x 3/4	159,261	162,171
3/4	5,268	5,364
1	17,834	18,160
1 1/2	1,787	1,820
2	2,710	2,759
3	809	824
4	282	287
6	132	134
8	38	38
10	6	6
<u>Total</u>	<u>188,127</u> ^{4/}	<u>191,563</u> ^{4/}

<u>Quantity Blocks (CCF)</u>	<u>Consumption</u> ^{5/}	
	<u>1981 (KCCF)</u>	<u>1982 (KCCF)</u>
<u>General Metered:</u>		
0-3	6,077.0	6,182.3
4-5	3,781.5	3,847.1
<u>Over 5</u>	<u>43,502.1</u>	<u>44,333.9</u>
<u>Subtotal</u>	<u>53,360.6</u>	<u>54,363.3</u>
<u>Metered Resale:</u>		
<u>Subtotal</u>	<u>285.0</u>	<u>300.0</u>
<u>Total</u>	<u>53,645.6</u>	<u>54,663.3</u>

^{4/} Includes resale meters.

^{5/} Corrected numbers, exclusive of the totals.