

Energy Division Data Request on IOUs' TREC Usage and RPS Performance

PACIFIC GAS AND ELECTRIC COMPANY

26-Apr-10

Name: [REDACTED]
Title: Attorneys for
Email: Pacific Gas and Electric Company
Phone: CMMw@pge.com
Fax: (415) 973-2320
Address: (415) 973-5520
P.O Box 7442
San Francisco, CA 94120

Accounting

PACIFIC GAS AND ELECTRIC COMPANY

26-Apr-10

Line#	RPS Baseline Calculation	(MWh)
Redacted		

Input Required
Forecasted Data
Actual Data

		Actual							Forecast							Forecast			
	RPS Procurement and Targets (MWh)	2003	2004	2005	2006	2007	2008	2009	2010	2011	2012	2013	2014	2015	2016	2017	2018	2019	2020
5	Redacted																		
6																			
7																			
8																			
9																			
10																			
11																			
12																			

		Actual							Forecast							Forecast			
	Flexible Compliance - IPT Deferral	2003	2004	2005	2006	2007	2008	2009	2010	2011	2012	2013	2014	2015	2016	2017	2018	2019	2020
13	Redacted																		
14																			
15																			
16																			
17																			
18																			
19																			
20																			
21																			
22																			
23																			
24																			
25																			


		Actual							Forecast							Forecast			
	Flexible Compliance - Earmarking	2003	2004	2005	2006	2007	2008	2009	2010	2011	2012	2013	2014	2015	2016	2017	2018	2019	2020
26	Redacted																		
27																			
28																			
29																			
30																			
31																			
32																			
33																			
34																			

		Actual							Forecast							Forecast			
	Surplus Procurement Bank	2003	2004	2005	2006	2007	2008	2009	2010	2011	2012	2013	2014	2015	2016	2017	2018	2019	2020
35	Redacted																		
36																			
37																			
38																			


		Actual							Forecast							Forecast			
	Adjusted Deficit	2003	2004	2005	2006	2007	2008	2009	2010	2011	2012	2013	2014	2015	2016	2017	2018	2019	2020
39	Redacted																		
40																			
41																			
42	Current Penalty (with flexible compliance)	N/A	\$0	\$0	\$0	\$0	\$0	\$0											

Redacted


		Actual							Forecast							Forecast			
	Flexible Compliance Summary	2003	2004	2005	2006	2007	2008	2009	2010	2011	2012	2013	2014	2015	2016	2017	2018	2019	2020
Redacted																			

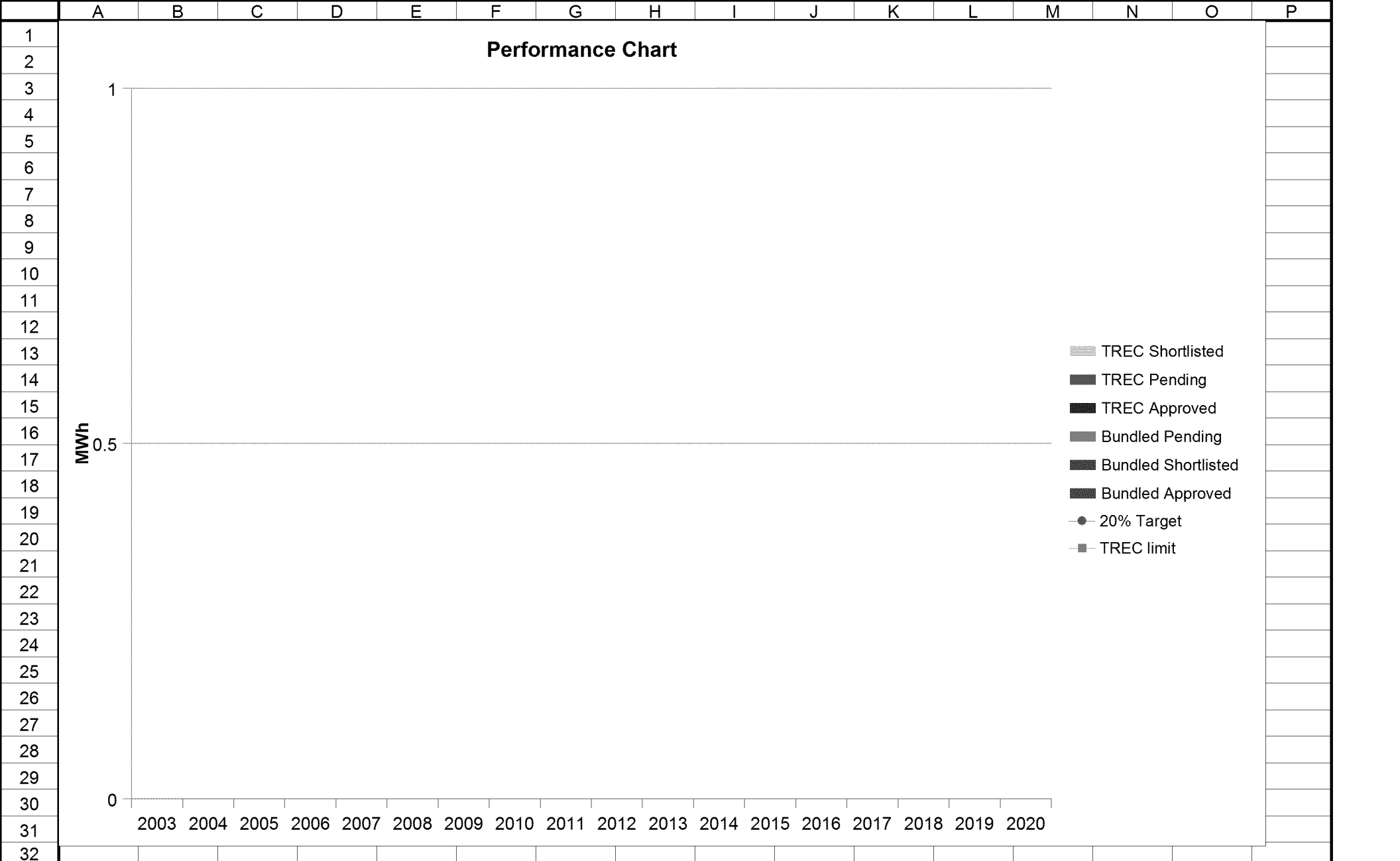


W1000000-1000

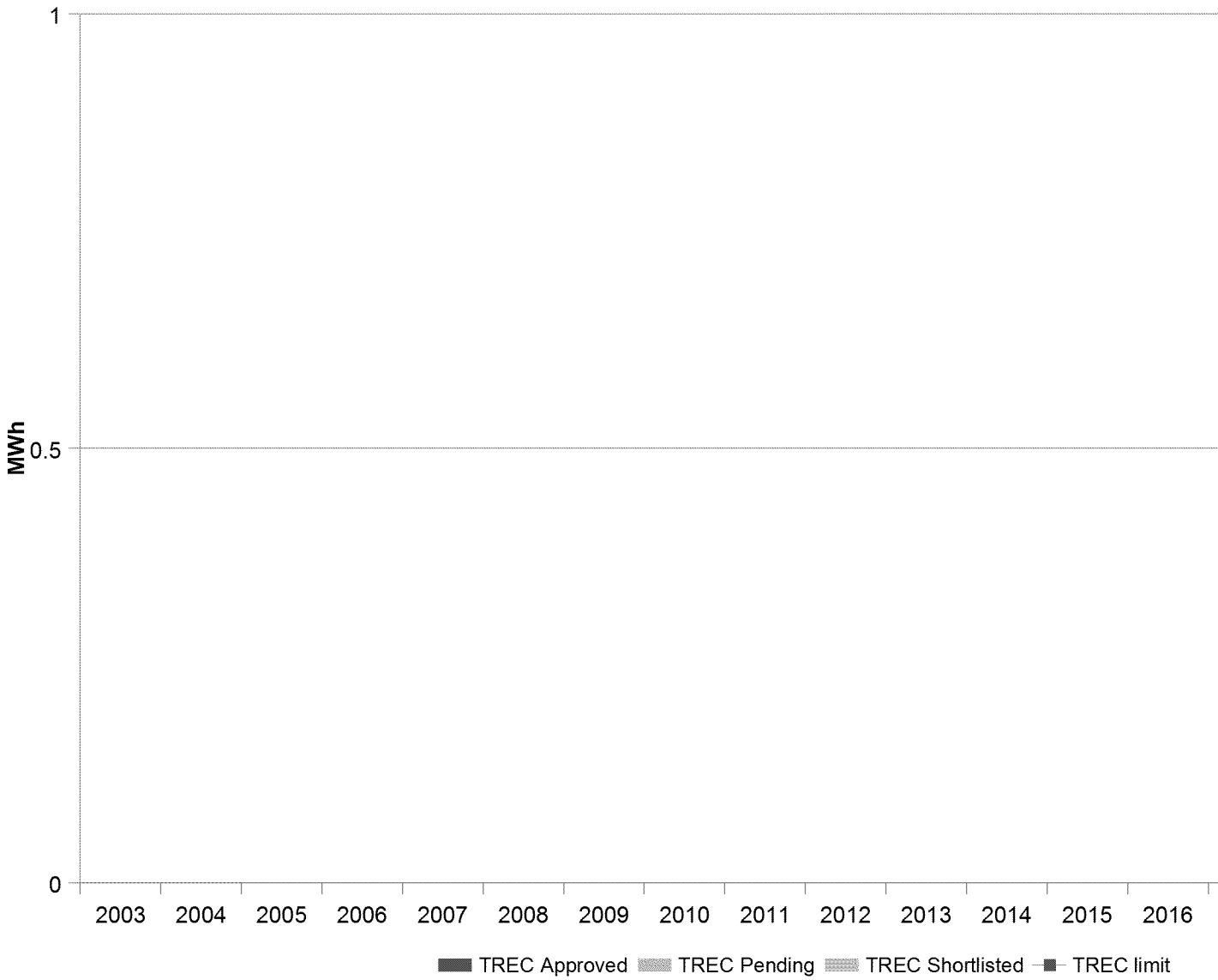


SECRET

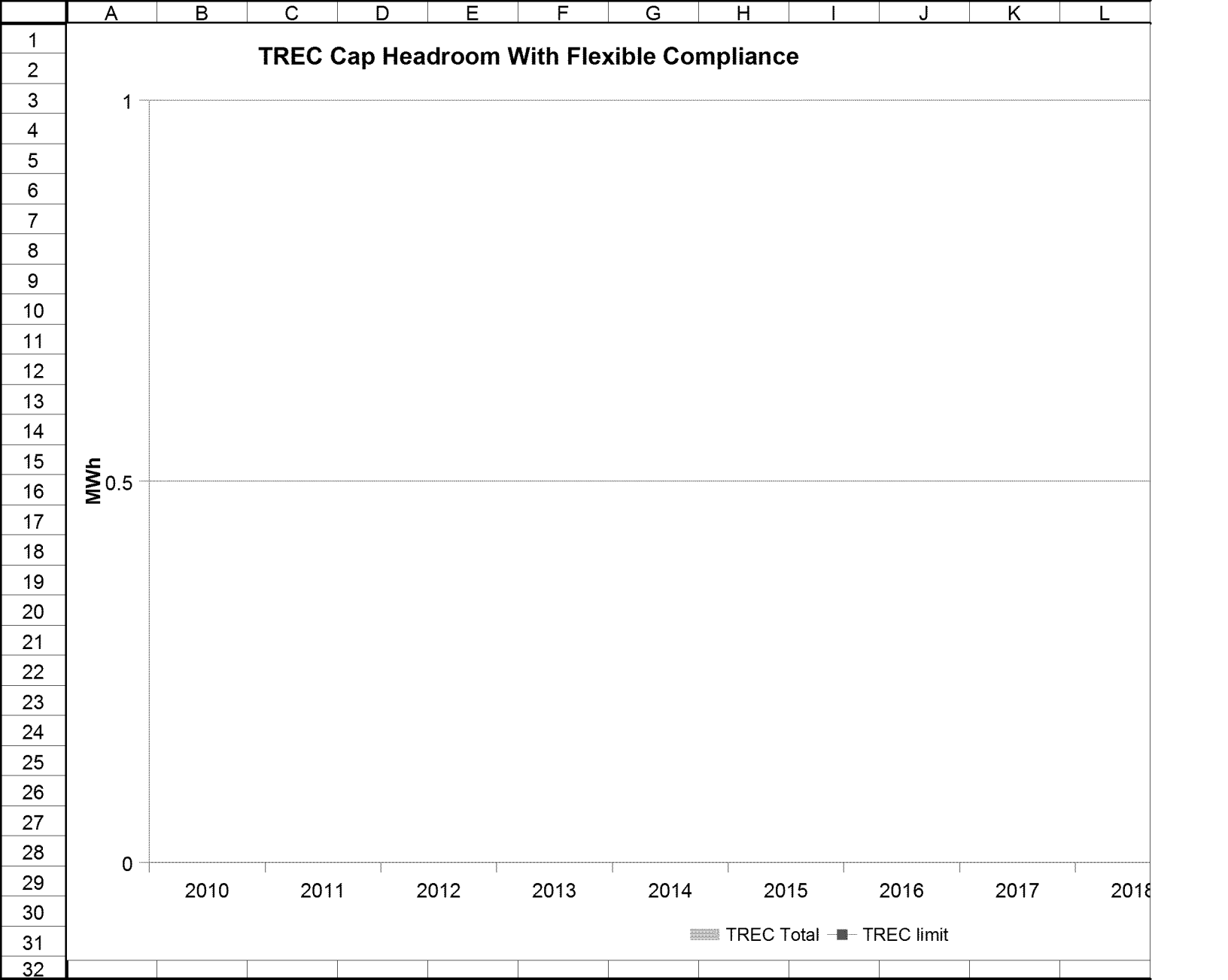




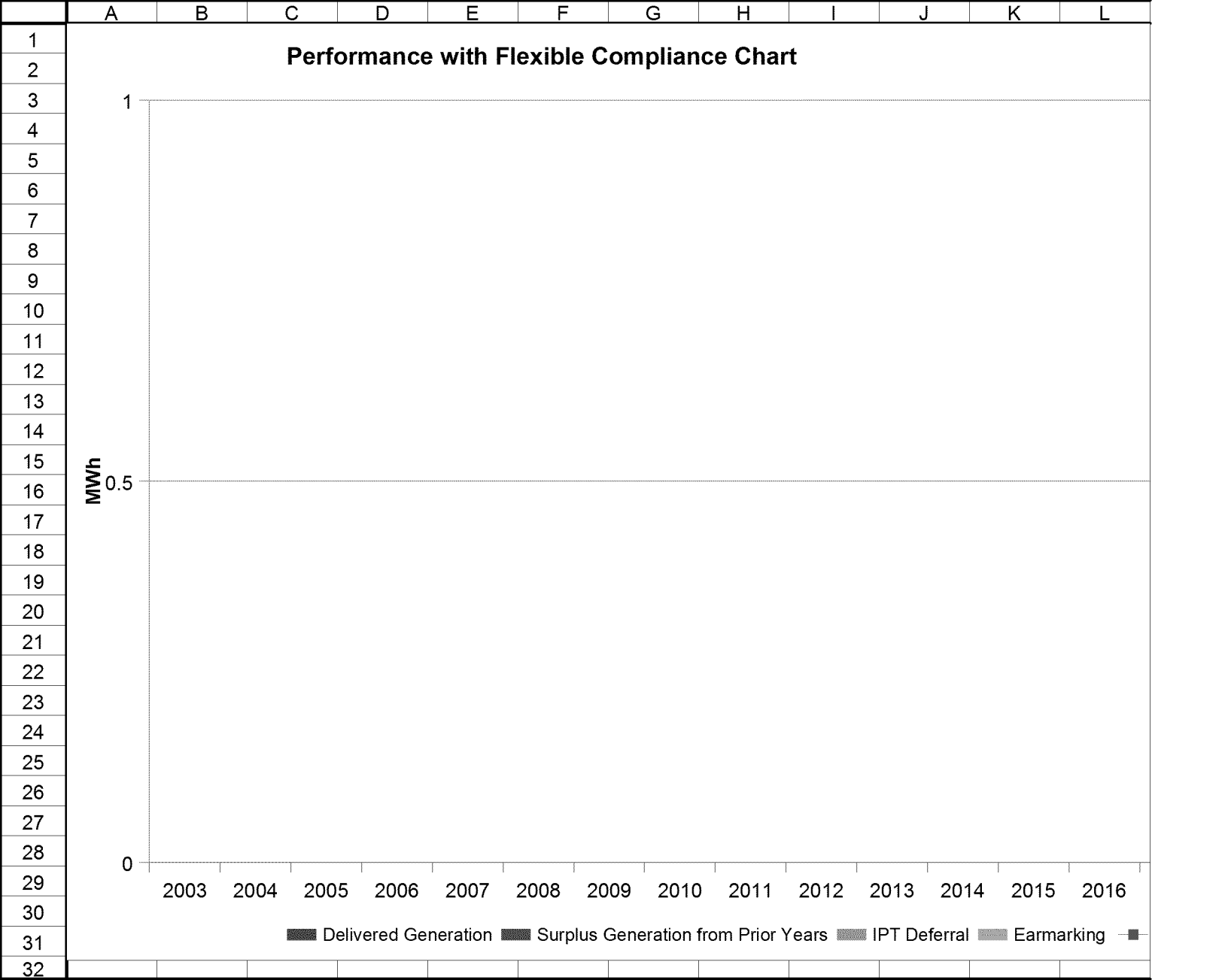
TREC Cap Headroom Without Flexible Compliance



	M	N	O	P
1				
2				
3				
4				
5				
6				
7				
8				
9				
10				
11				
12				
13				
14				
15				
16				
17				
18				
19				
20				
21				
22				
23				
24				
25				
26				
27				
28				
29	2017	2018	2019	2020
30				
31				
32				



	M	N	O	P
1				
2				
3				
4				
5				
6				
7				
8				
9				
10				
11				
12				
13				
14				
15				
16				
17				
18				
19				
20				
21				
22				
23				
24				
25				
26				
27				
28				
29	3	2019	2020	
30				
31				
32				



	M	N	O	P
1				
2				
3				
4				
5				
6				
7				
8				
9				
10				
11				
12				
13				
14				
15				
16				
17				
18				
19				
20				
21				
22				
23				
24				
25				
26				
27				
28				
29	2017	2018	2019	2020
30				
31	20% Target			
32				