

Energy Division Data Request on IOUs' TREC Usage and RPS Performance

PACIFIC GAS AND ELECTRIC COMPANY

26-Apr-10

Name: [REDACTED]
Title: Attorneys for
Email: Pacific Gas and Electric Company
Phone: CMMw@pge.com
Fax: (415) 973-2320
Address: (415) 973-5520
P.O Box 7442
San Francisco, CA 94120

Accounting

PACIFIC GAS AND ELECTRIC COMPANY
28-Apr-10

| Line# | RPS Baseline Calculation | (MWh) |
|-------|--------------------------|-------|
| 1 | [Redacted] | |
| 2 | | |
| 3 | | |
| 4 | | |

| | |
|--|-----------------|
| | Input Required |
| | Forecasted Data |
| | Actual Data |

| | Actual | | | | | | | | Forecast | | | | | | | | | |
|----|-----------------------------------|------|------|------|------|------|------|------|----------|------|------|------|------|------|------|------|------|------|
| | 2003 | 2004 | 2005 | 2006 | 2007 | 2008 | 2009 | 2010 | 2011 | 2012 | 2013 | 2014 | 2015 | 2016 | 2017 | 2018 | 2019 | 2020 |
| 5 | RPS Procurement and Targets (MWh) | | | | | | | | | | | | | | | | | |
| 6 | [Redacted] | | | | | | | | | | | | | | | | | |
| 7 | | | | | | | | | | | | | | | | | | |
| 8 | | | | | | | | | | | | | | | | | | |
| 9 | | | | | | | | | | | | | | | | | | |
| 10 | | | | | | | | | | | | | | | | | | |
| 11 | | | | | | | | | | | | | | | | | | |
| 12 | | | | | | | | | | | | | | | | | | |

| | Actual | | | | | | | | Forecast | | | | | | | | | |
|----|------------------------------------|------|------|------|------|------|------|------|----------|------|------|------|------|------|------|------|------|------|
| | 2003 | 2004 | 2005 | 2006 | 2007 | 2008 | 2009 | 2010 | 2011 | 2012 | 2013 | 2014 | 2015 | 2016 | 2017 | 2018 | 2019 | 2020 |
| 13 | Flexible Compliance - IPT Deferral | | | | | | | | | | | | | | | | | |
| 14 | [Redacted] | | | | | | | | | | | | | | | | | |
| 15 | | | | | | | | | | | | | | | | | | |
| 16 | | | | | | | | | | | | | | | | | | |
| 17 | | | | | | | | | | | | | | | | | | |
| 18 | | | | | | | | | | | | | | | | | | |
| 19 | | | | | | | | | | | | | | | | | | |
| 20 | | | | | | | | | | | | | | | | | | |
| 21 | | | | | | | | | | | | | | | | | | |
| 22 | | | | | | | | | | | | | | | | | | |
| 23 | | | | | | | | | | | | | | | | | | |
| 24 | | | | | | | | | | | | | | | | | | |
| 25 | | | | | | | | | | | | | | | | | | |


| | Actual | | | | | | | | Forecast | | | | | | | | | |
|----|----------------------------------|------|------|------|------|------|------|------|----------|------|------|------|------|------|------|------|------|------|
| | 2003 | 2004 | 2005 | 2006 | 2007 | 2008 | 2009 | 2010 | 2011 | 2012 | 2013 | 2014 | 2015 | 2016 | 2017 | 2018 | 2019 | 2020 |
| 26 | Flexible Compliance - Earmarking | | | | | | | | | | | | | | | | | |
| 27 | [Redacted] | | | | | | | | | | | | | | | | | |
| 28 | | | | | | | | | | | | | | | | | | |
| 29 | | | | | | | | | | | | | | | | | | |
| 30 | | | | | | | | | | | | | | | | | | |
| 31 | | | | | | | | | | | | | | | | | | |
| 32 | | | | | | | | | | | | | | | | | | |
| 33 | | | | | | | | | | | | | | | | | | |
| 34 | | | | | | | | | | | | | | | | | | |

| | Actual | | | | | | | | Forecast | | | | | | | | | |
|----|--------------------------|------|------|------|------|------|------|------|----------|------|------|------|------|------|------|------|------|------|
| | 2003 | 2004 | 2005 | 2006 | 2007 | 2008 | 2009 | 2010 | 2011 | 2012 | 2013 | 2014 | 2015 | 2016 | 2017 | 2018 | 2019 | 2020 |
| 35 | Surplus Procurement Bank | | | | | | | | | | | | | | | | | |
| 36 | [Redacted] | | | | | | | | | | | | | | | | | |
| 37 | | | | | | | | | | | | | | | | | | |
| 38 | | | | | | | | | | | | | | | | | | |

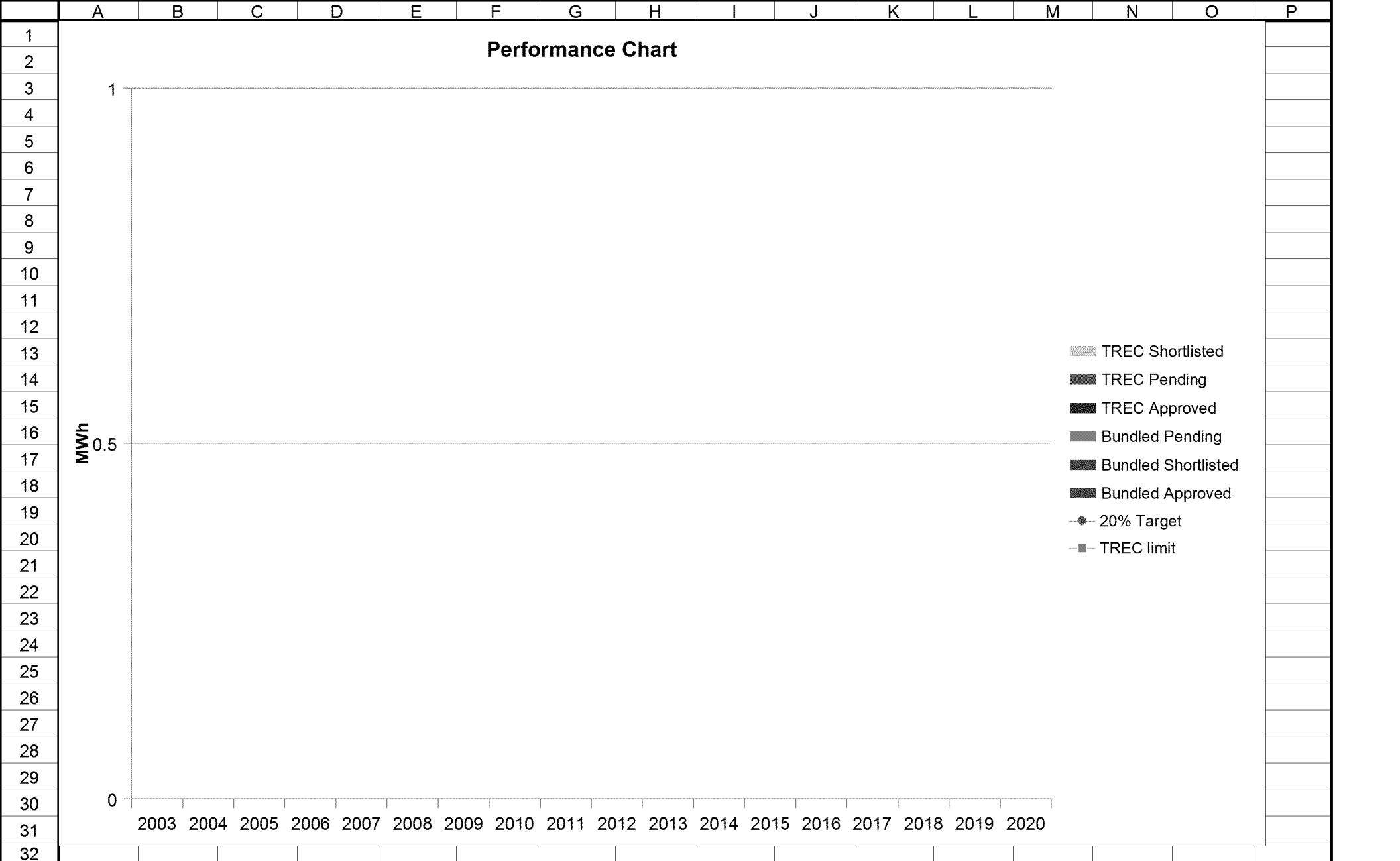
| | Actual | | | | | | | | Forecast | | | | | | | | | |
|----|------------------|------|------|------|------|------|------|------|----------|------|------|------|------|------|------|------|------|------|
| | 2003 | 2004 | 2005 | 2006 | 2007 | 2008 | 2009 | 2010 | 2011 | 2012 | 2013 | 2014 | 2015 | 2016 | 2017 | 2018 | 2019 | 2020 |
| 39 | Adjusted Deficit | | | | | | | | | | | | | | | | | |
| 40 | [Redacted] | | | | | | | | | | | | | | | | | |
| 41 | | | | | | | | | | | | | | | | | | |
| 42 | | | | | | | | | | | | | | | | | | |

[Redacted]

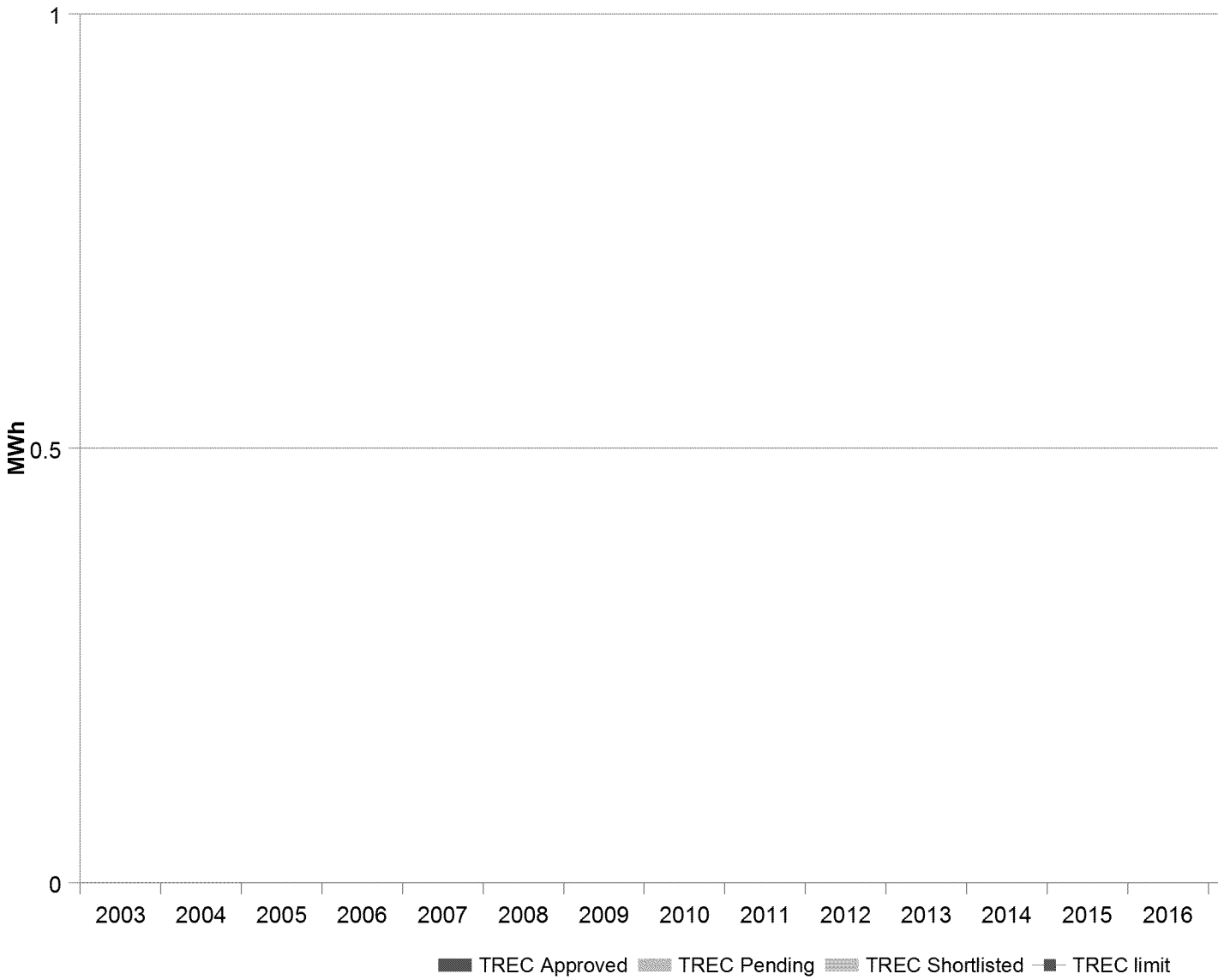
| | Actual | | | | | | | | Forecast | | | | | | | | | |
|--|-----------------------------|------|------|------|------|------|------|------|----------|------|------|------|------|------|------|------|------|------|
| | 2003 | 2004 | 2005 | 2006 | 2007 | 2008 | 2009 | 2010 | 2011 | 2012 | 2013 | 2014 | 2015 | 2016 | 2017 | 2018 | 2019 | 2020 |
| | Flexible Compliance Summary | | | | | | | | | | | | | | | | | |
| | [Redacted] | | | | | | | | | | | | | | | | | |



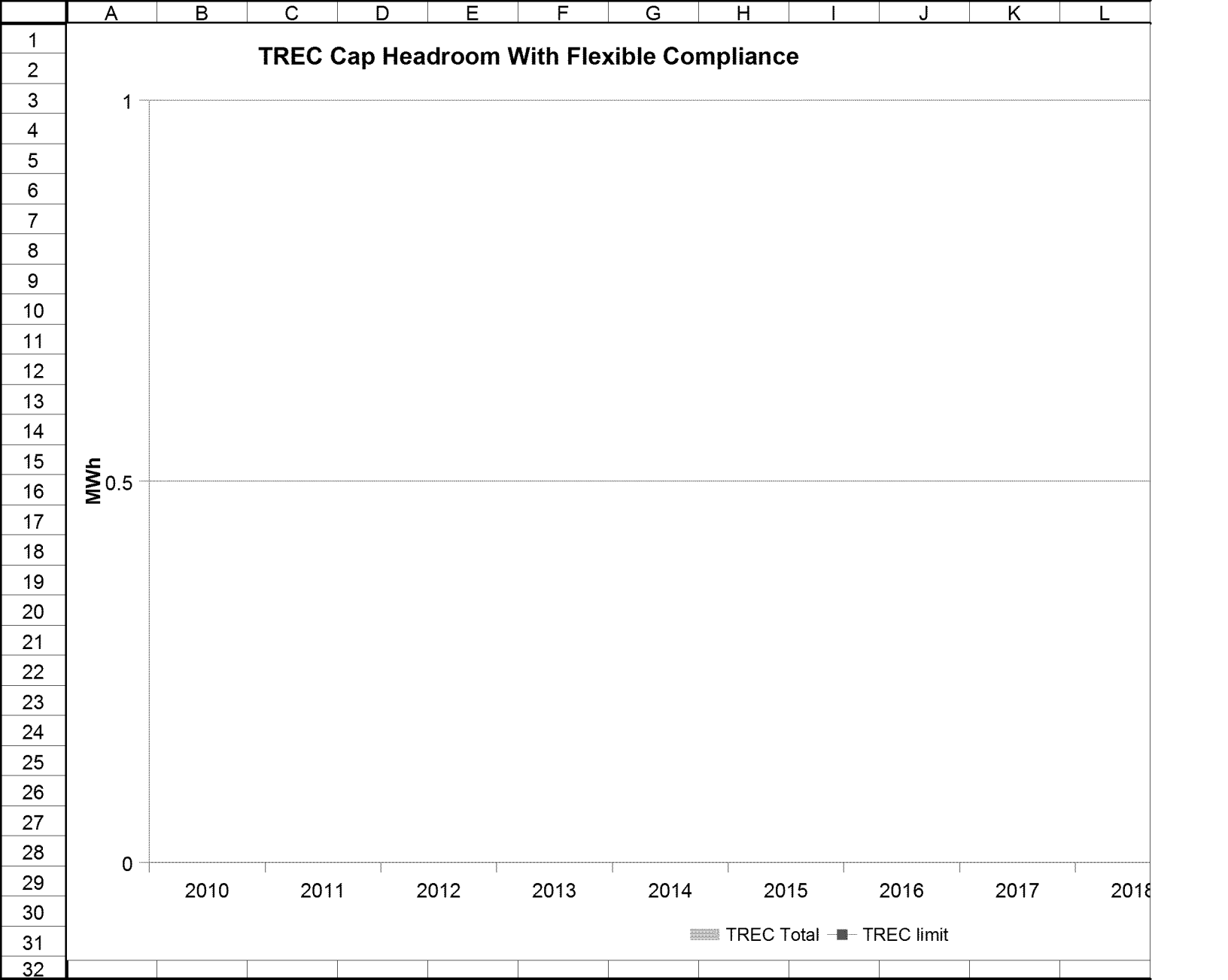
REVISIONS



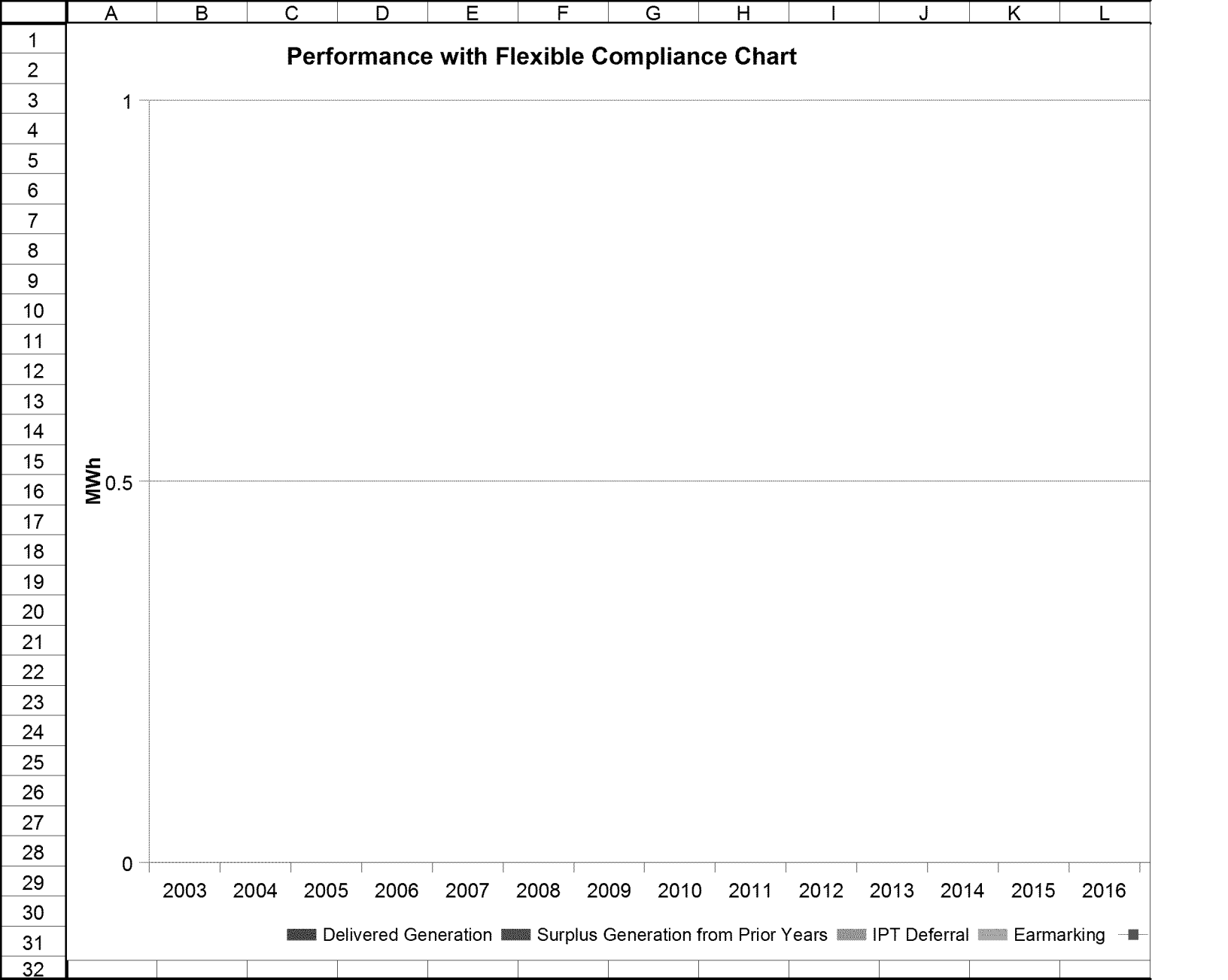
TREC Cap Headroom Without Flexible Compliance



| | M | N | O | P |
|----|------|------|------|------|
| 1 | | | | |
| 2 | | | | |
| 3 | | | | |
| 4 | | | | |
| 5 | | | | |
| 6 | | | | |
| 7 | | | | |
| 8 | | | | |
| 9 | | | | |
| 10 | | | | |
| 11 | | | | |
| 12 | | | | |
| 13 | | | | |
| 14 | | | | |
| 15 | | | | |
| 16 | | | | |
| 17 | | | | |
| 18 | | | | |
| 19 | | | | |
| 20 | | | | |
| 21 | | | | |
| 22 | | | | |
| 23 | | | | |
| 24 | | | | |
| 25 | | | | |
| 26 | | | | |
| 27 | | | | |
| 28 | | | | |
| 29 | 2017 | 2018 | 2019 | 2020 |
| 30 | | | | |
| 31 | | | | |
| 32 | | | | |



| | M | N | O | P |
|----|---|------|------|---|
| 1 | | | | |
| 2 | | | | |
| 3 | | | | |
| 4 | | | | |
| 5 | | | | |
| 6 | | | | |
| 7 | | | | |
| 8 | | | | |
| 9 | | | | |
| 10 | | | | |
| 11 | | | | |
| 12 | | | | |
| 13 | | | | |
| 14 | | | | |
| 15 | | | | |
| 16 | | | | |
| 17 | | | | |
| 18 | | | | |
| 19 | | | | |
| 20 | | | | |
| 21 | | | | |
| 22 | | | | |
| 23 | | | | |
| 24 | | | | |
| 25 | | | | |
| 26 | | | | |
| 27 | | | | |
| 28 | | | | |
| 29 | 3 | 2019 | 2020 | |
| 30 | | | | |
| 31 | | | | |
| 32 | | | | |



| | M | N | O | P |
|----|------------|------|------|------|
| 1 | | | | |
| 2 | | | | |
| 3 | | | | |
| 4 | | | | |
| 5 | | | | |
| 6 | | | | |
| 7 | | | | |
| 8 | | | | |
| 9 | | | | |
| 10 | | | | |
| 11 | | | | |
| 12 | | | | |
| 13 | | | | |
| 14 | | | | |
| 15 | | | | |
| 16 | | | | |
| 17 | | | | |
| 18 | | | | |
| 19 | | | | |
| 20 | | | | |
| 21 | | | | |
| 22 | | | | |
| 23 | | | | |
| 24 | | | | |
| 25 | | | | |
| 26 | | | | |
| 27 | | | | |
| 28 | | | | |
| 29 | 2017 | 2018 | 2019 | 2020 |
| 30 | | | | |
| 31 | 20% Target | | | |
| 32 | | | | |