

Energy Division Data Request on IOUs' TREC Usage and RPS Performance

PACIFIC GAS AND ELECTRIC COMPANY

23-Apr-10

Name: [REDACTED]
Title: Attorneys for
Email: Pacific Gas and Electric Company
Phone: CMMw@pge.com
Fax: (415) 973-2320
Address: (415) 973-5520
P.O Box 7442
San Francisco, CA 94120

Accounting

PACIFIC GAS AND ELECTRIC COMPANY
23-Apr-10

Line#	RPS Baseline Calculation	(MWh)
1	(Redacted)	
2		
3		
4		

	Input Required
	Forecasted Data
	Actual Data

	Actual								Forecast									
	2003	2004	2005	2006	2007	2008	2009	2010	2011	2012	2013	2014	2015	2016	2017	2018	2019	2020
5	RPS Procurement and Targets (MWh)																	
6	(Redacted)																	
7																		
8																		
9																		
10																		
11																		
12																		

	Actual								Forecast									
	2003	2004	2005	2006	2007	2008	2009	2010	2011	2012	2013	2014	2015	2016	2017	2018	2019	2020
13	Flexible Compliance - IPT Deferral																	
14	(Redacted)																	
15																		
16																		
17																		
18																		
19																		
20																		
21																		
22																		
23																		
24																		
25																		


	Actual								Forecast									
	2003	2004	2005	2006	2007	2008	2009	2010	2011	2012	2013	2014	2015	2016	2017	2018	2019	2020
26	Flexible Compliance - Earmarking																	
27	(Redacted)																	
28																		
29																		
30																		
31																		
32																		
33																		
34																		

	Actual								Forecast									
	2003	2004	2005	2006	2007	2008	2009	2010	2011	2012	2013	2014	2015	2016	2017	2018	2019	2020
35	Surplus Procurement Bank																	
36	(Redacted)																	
37																		
38																		

	Actual								Forecast									
	2003	2004	2005	2006	2007	2008	2009	2010	2011	2012	2013	2014	2015	2016	2017	2018	2019	2020
39	Adjusted Deficit																	
40	(Redacted)																	
41																		
42																		


(Redacted)

	Actual								Forecast									
	2003	2004	2005	2006	2007	2008	2009	2010	2011	2012	2013	2014	2015	2016	2017	2018	2019	2020
	Flexible Compliance Summary																	
	(Redacted)																	

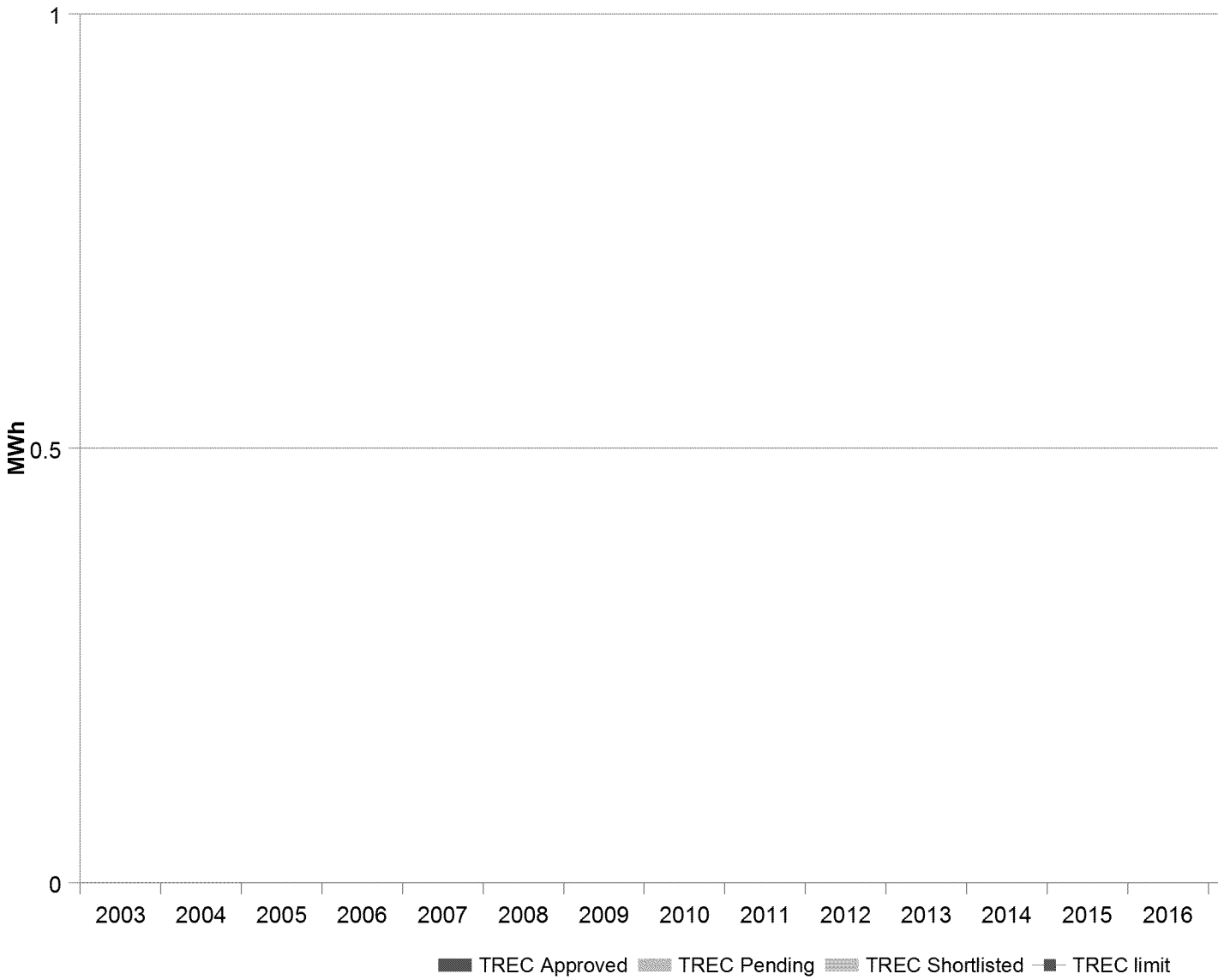


Redacted

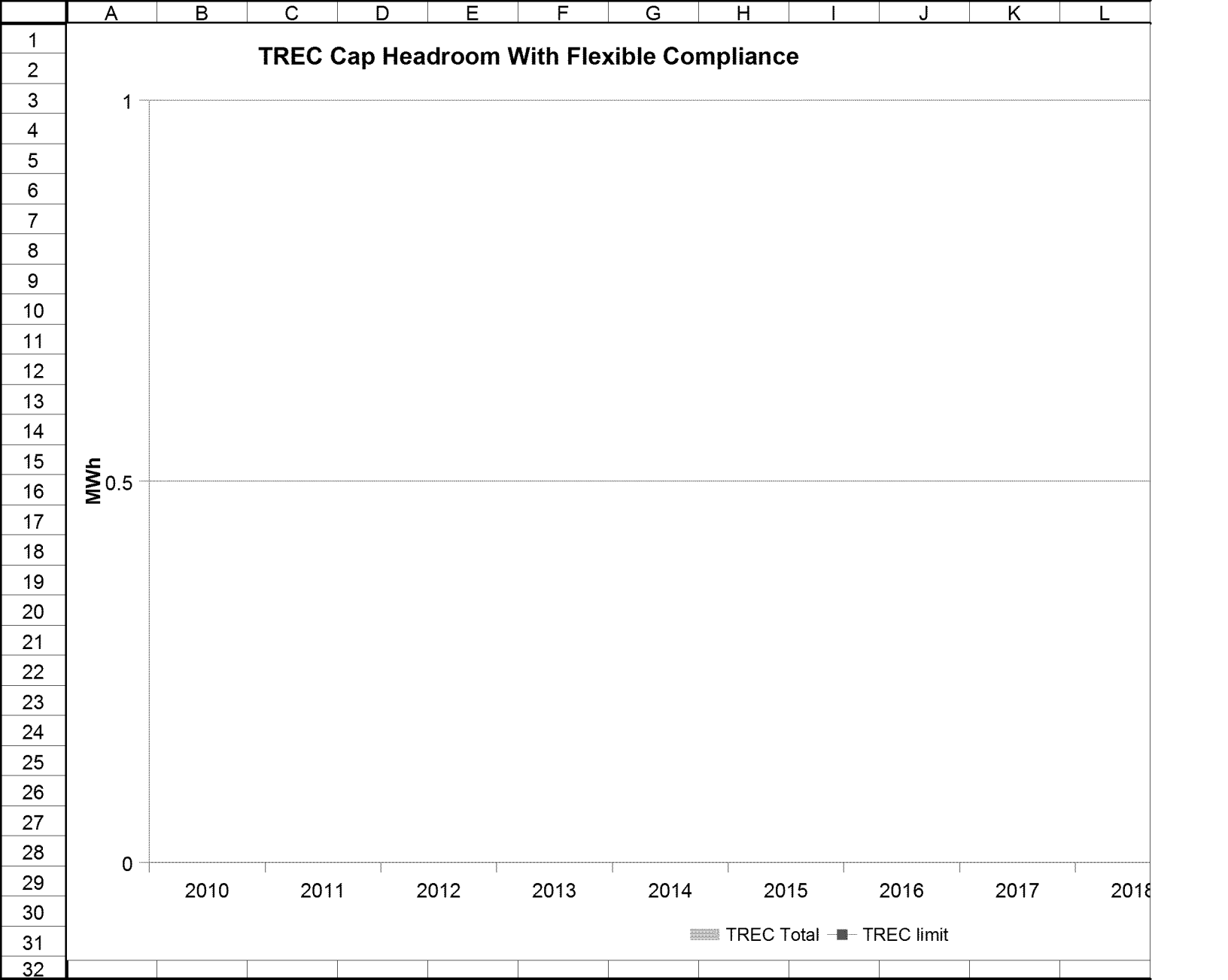
Performance Chart



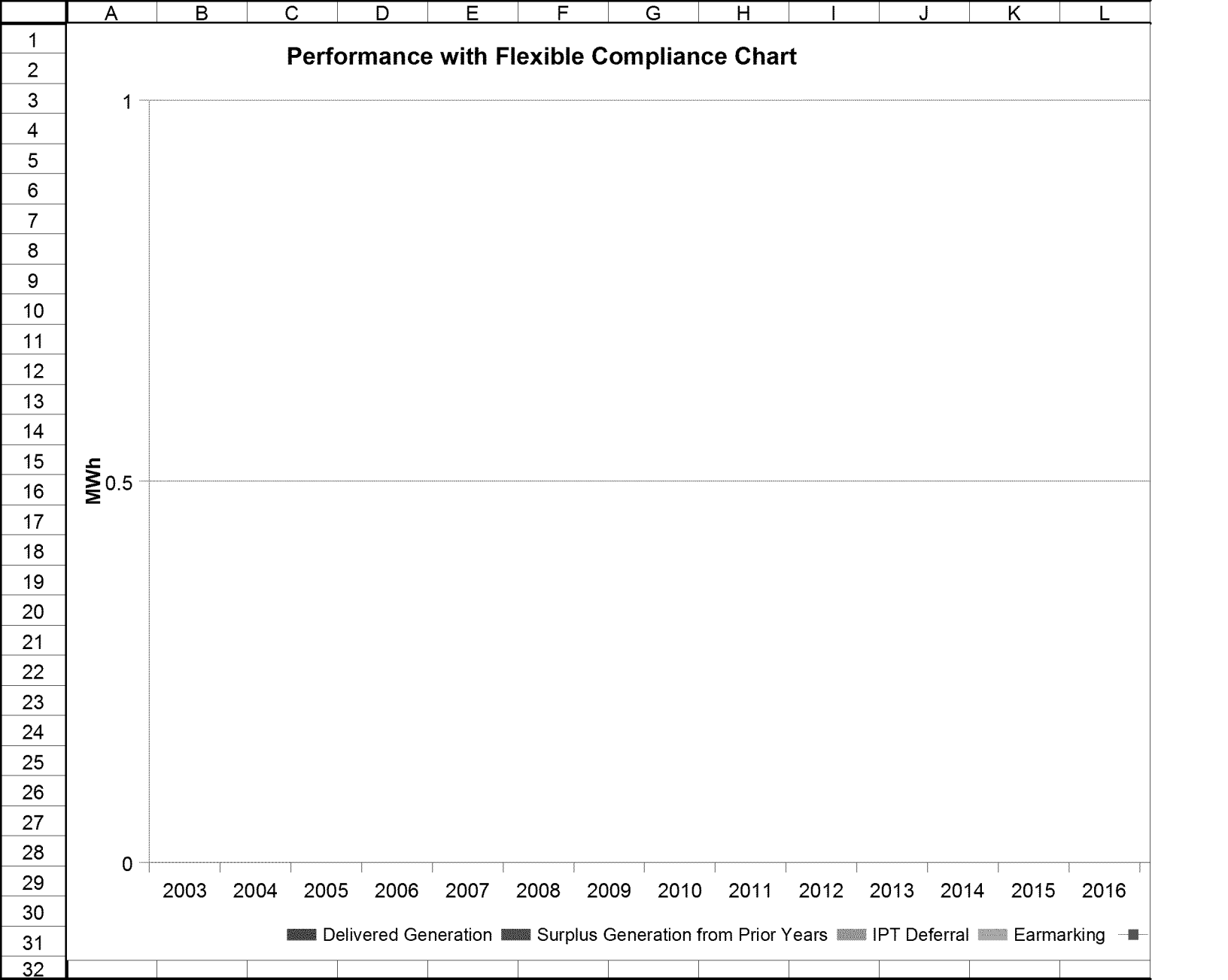
TREC Cap Headroom Without Flexible Compliance



	M	N	O	P
1				
2				
3				
4				
5				
6				
7				
8				
9				
10				
11				
12				
13				
14				
15				
16				
17				
18				
19				
20				
21				
22				
23				
24				
25				
26				
27				
28				
29	2017	2018	2019	2020
30				
31				
32				



	M	N	O	P
1				
2				
3				
4				
5				
6				
7				
8				
9				
10				
11				
12				
13				
14				
15				
16				
17				
18				
19				
20				
21				
22				
23				
24				
25				
26				
27				
28				
29	3	2019	2020	
30				
31				
32				



	M	N	O	P
1				
2				
3				
4				
5				
6				
7				
8				
9				
10				
11				
12				
13				
14				
15				
16				
17				
18				
19				
20				
21				
22				
23				
24				
25				
26				
27				
28				
29	2017	2018	2019	2020
30				
31	20% Target			
32				