

Instructions:

Select PTC or ITC from the dropdown box in Cell C7  
 The resulting LCOE is displayed in Cell C9  
 Changes to the PTC base price can be made in Cell C54  
 Changes to the PTC escalation can be made in Cell D55  
 Changes to the ITC base exclusion can be entered into Cell D59

Pacific Gas and Electric Company  
 Manzana  
 Input Page  
 Nominal \$000

Confidential Protected Material

Select PTC or ITC

Levelized Cost of Energy \$/mwh

Revenue Requirement Model Inputs

Line No.	Inputs	Period	1	2	3	4	5	6	7	8	9	10	11	12	13	14
1	{Redacted}															
2																
3																
4																
5																
6																
7																
8																
9	Start Construction Date (purchase date)		{Redacted}													
10	Operative Date		{Redacted}													
11	Capacity MW		{Redacted}													

Operating Inputs

12	{Redacted}															
13																
14																
15																
16																
17																
18																
19																
20																
21																
22																
23																
24																
25																
26																
27																
28																
29																
30																
31	{Redacted}															
32	Base PTC Amount - \$/kwh		{Redacted}	▼GDPIPD a ▼-GDPIPD updated April, 2010 based on Global insight Forecast of GDP Implicit Price Deflator												
33	Estimated Annual PTC escalator - 2010 and beyond, forecast of		{Redacted}	{Redacted}												
34	{Redacted}															
35																
36																
37																
38																
39																
40																

Line No.	Inputs	Period	1	2	3	4	5	6	7	8	9	10	11	12	13	14
41																
42	<b>Cost of Capital:</b>															
43	Capital Structure		Pacific Gas and Electric Company										Confidential Protected Material			
44	{Redacted}		Manzana													
45			Input Page													
46			Nominal \$000													
47	Cost of Capital (%)		{Redacted}													
48																
49																
50	Discount Rate Before Tax		{Redacted}													
51	Discount Rate After Tax		{Redacted}													
52	Discount to Year		{Redacted}													

PTC  
ITC



15	16	17	18	19	20	21	22	23	24	25	26	27	28	29	30	31	32	33
----	----	----	----	----	----	----	----	----	----	----	----	----	----	----	----	----	----	----

---

Pacific Gas and Electric Company

Confidential Protected Material

Manzana  
Input Page  
Nominal \$000

---

---

---

34	35	36	37	38	39	40	41	42	43	44	45	46	47	48	49	50	51	52
----	----	----	----	----	----	----	----	----	----	----	----	----	----	----	----	----	----	----

--

--

--

--

34	35	36	37	38	39	40	41	42	43	44	45	46	47	48	49	50	51	52
----	----	----	----	----	----	----	----	----	----	----	----	----	----	----	----	----	----	----

Pacific Gas and Electric Company  
Manzana  
Input Page  
Nominal \$000

Confidential Protected Material

Instructions:  
 Select PTC or ITC from the dropdown box in Cell C7  
 The resulting LCOE is displayed in Cell C9  
 Changes to the PTC base price can be made in Cell C54  
 Changes to the PTC escalation can be made in Cell D55  
 Changes to the ITC base exclusion can be entered into Cell D59

Pacific Gas and Electric Company  
 Manzana  
 Input Page  
 Nominal \$000

Confidential Protected Material

Select PTC or ITC	PTC
Levelized Cost of Energy \$/mwh	{Redacted}

Revenue Requirement Model Inputs

Line No.	Inputs	Period	1	2	3	4	5	6	7	8	9	10	11	12	13	14
1	{Redacted}															
2																
3																
4																
5																
6																
7																
8																
9	Start Construction Date (purchase date)		{Redacted}													
10	Operative Date		{Redacted}													
11	Capacity MW		{Redacted}													

Operating Inputs

12	{Redacted}															
13																
14																
15																
16																
17																
18																
19																
20																
21																
22																
23																
24																
25																
26																
27																
28																
29																
30																
31	{Redacted}															
32	Base PTC Amount - \$/kwh		{Redacted}	▼GDIPIPD a ▼-GDIPIPD updated April, 2010 based on Global insight Forecast of GDP Implicit Price Deflator												
33	Estimated Annual PTC escalator - 2010 and beyond, forecast of		{Redacted}	{Redacted}												
34	{Redacted}															
35																
36																
37																
38																
39																
40																
41	1															
42	Cost of Capital:															

43 Capital Structure

44 {Redacted}

45

46

Pacific Gas and Electric Company

Manzana

Input Page

Nominal \$000

Confidential Protected Material

Cost of Capital (%)

47 {Redacted}

48

49

50 Discount Rate Before Tax

{Redacted}

51 Discount Rate After Tax

{Redacted}

52 Discount to Year

{Redacted}



Instructions:

Select PTC or ITC from the dropdown box in Cell C7  
The resulting LCOE is displayed in Cell C9  
Changes to the PTC base price can be made in Cell C54  
Changes to the PTC escalation can be made in Cell D55  
Changes to the ITC base exclusion can be entered into Cell D59

Pacific Gas and Electric Company  
Manzana  
Input Page  
Nominal \$000

Confidential Protected Material

Select PTC or ITC

Levelized Cost of Energy \$/mwh

Inputs	Period	1	2	3	4	5	6	7	8	9	10	11	12	13	14
--------	--------	---	---	---	---	---	---	---	---	---	----	----	----	----	----

{Redacted}

Start Construction Date (purchase date)	{Redacted}
Operative Date	{Redacted}
Capacity MW	{Redacted}

**Operating Inputs**

{Redacted}

Base PTC Amount - \$/kwh	{Redacted}	▼GDPIPD a	▼-GDPIPD updated April, 2010 based on Global insight Forecast of GDP Implicit Price Deflator
Estimated Annual PTC escalator - 2010 and beyond, forecast of	{Redacted}	{Redacted}	{Redacted}

{Redacted}

Cost of Capital:

43 Capital Structure

44 {Redacted}

45

46

Pacific Gas and Electric Company

Manzana

Input Page

Nominal \$000

Confidential Protected Material

Cost of Capital (%)

47 {Redacted}

48

49

50 Discount Rate Before Tax

{Redacted}

51 Discount Rate After Tax

{Redacted}

52 Discount to Year

{Redacted}

PTC

{Redacted}

---

Period	1	2	3	4	5	6	7	8	9	10	11	12	13	14	15	16	17
--------	---	---	---	---	---	---	---	---	---	----	----	----	----	----	----	----	----

---

{Redacted}

---

{Redacted}

{Redacted}

---

---

{Redacted}	▼GDPIPD a	▼-GDPIPD updated April, 2010 based on Global insight Forecast of GDP Implicit Price Deflator
	{Redacted}	{Redacted}

---

43 Capital Structure

44 {Redacted}

45

46

Pacific Gas and Electric Company

Manzana

Input Page

Nominal \$000

Confidential Protected Material

Cost of Capital (%)

47 {Redacted}

48

49

50 Discount Rate Before Tax

{Redacted}

51 Discount Rate After Tax

{Redacted}

52 Discount to Year

{Redacted}



43 Capital Structure

44 {Redacted}

45

46

Pacific Gas and Electric Company

Manzana

Input Page

Nominal \$000

Confidential Protected Material

Cost of Capital (%)

47 {Redacted}

48

49

50 Discount Rate Before Tax

{Redacted}

51 Discount Rate After Tax

{Redacted}

52 Discount to Year

{Redacted}



43 Capital Structure

44 {Redacted}

45

46

Pacific Gas and Electric Company

Manzana

Input Page

Nominal \$000

Confidential Protected Material

Cost of Capital (%)

47 {Redacted}

48

49

50 Discount Rate Before Tax

{Redacted}

51 Discount Rate After Tax

{Redacted}

52 Discount to Year

{Redacted}





43 Capital Structure

44 {Redacted}

45 {Redacted}

46 {Redacted}

Pacific Gas and Electric Company

Manzana

Input Page

Nominal \$000

Confidential Protected Material

Cost of Capital (%)

47 {Redacted}

48 {Redacted}

49 {Redacted}

50 Discount Rate Before Tax

{Redacted}

51 Discount Rate After Tax

{Redacted}

52 Discount to Year

{Redacted}

4	5	6	7	8	9	10	11	12	13	14	15	16	17	18	19	20	21	22
---	---	---	---	---	---	----	----	----	----	----	----	----	----	----	----	----	----	----

---

---

---

---

---

---

43 Capital Structure

44 {Redacted}

45

46

Pacific Gas and Electric Company

Manzana

Input Page

Nominal \$000

Confidential Protected Material

Cost of Capital (%)

47 {Redacted}

48

49

50 Discount Rate Before Tax

{Redacted}

51 Discount Rate After Tax

{Redacted}

52 Discount to Year

{Redacted}

5	6	7	8	9	10	11	12	13	14	15	16	17	18	19	20	21	22	23
---	---	---	---	---	----	----	----	----	----	----	----	----	----	----	----	----	----	----

---

---

---

---

---

---

43 Capital Structure

44 {Redacted}

45

46

Pacific Gas and Electric Company

Manzana

Input Page

Nominal \$000

Confidential Protected Material

Cost of Capital (%)

47 {Redacted}

48

49

50 Discount Rate Before Tax

{Redacted}

51 Discount Rate After Tax

{Redacted}

52 Discount to Year

{Redacted}

6	7	8	9	10	11	12	13	14	15	16	17	18	19	20	21	22	23	24
---	---	---	---	----	----	----	----	----	----	----	----	----	----	----	----	----	----	----

---

---

---

---

---

---

43 Capital Structure

44 {Redacted}

45

46

Pacific Gas and Electric Company

Manzana

Input Page

Nominal \$000

Confidential Protected Material

Cost of Capital (%)

47 {Redacted}

48

49

50 Discount Rate Before Tax

{Redacted}

51 Discount Rate After Tax

{Redacted}

52 Discount to Year

{Redacted}



7	8	9	10	11	12	13	14	15	16	17	18	19	20	21	22	23	24	25
---	---	---	----	----	----	----	----	----	----	----	----	----	----	----	----	----	----	----

---

---

---

---

---

---

43 Capital Structure

44 {Redacted}

45

46

Pacific Gas and Electric Company

Manzana

Input Page

Nominal \$000

Confidential Protected Material

Cost of Capital (%)

47 {Redacted}

48

49

50 Discount Rate Before Tax

{Redacted}

51 Discount Rate After Tax

{Redacted}

52 Discount to Year

{Redacted}

8	9	10	11	12	13	14	15	16	17	18	19	20	21	22	23	24	25	26
---	---	----	----	----	----	----	----	----	----	----	----	----	----	----	----	----	----	----

---

---

---

---

---

---

43 Capital Structure

44 {Redacted}

45

46

Pacific Gas and Electric Company

Manzana

Input Page

Nominal \$000

Confidential Protected Material

Cost of Capital (%)

47 {Redacted}

48

49

50 Discount Rate Before Tax

{Redacted}

51 Discount Rate After Tax

{Redacted}

52 Discount to Year

{Redacted}

9	10	11	12	13	14	15	16	17	18	19	20	21	22	23	24	25	26	27
---	----	----	----	----	----	----	----	----	----	----	----	----	----	----	----	----	----	----

---

---

---

---

---

---

43 Capital Structure

44 {Redacted}

45

46

Pacific Gas and Electric Company

Manzana

Input Page

Nominal \$000

Confidential Protected Material

Cost of Capital (%)

47 {Redacted}

48

49

50 Discount Rate Before Tax

{Redacted}

51 Discount Rate After Tax

{Redacted}

52 Discount to Year

{Redacted}

10	11	12	13	14	15	16	17	18	19	20	21	22	23	24	25	26	27	28
----	----	----	----	----	----	----	----	----	----	----	----	----	----	----	----	----	----	----

---

---

---

---

---

---

43 Capital Structure

44 {Redacted}

45

46

Pacific Gas and Electric Company

Manzana

Input Page

Nominal \$000

Confidential Protected Material

Cost of Capital (%)

47 {Redacted}

48

49

50 Discount Rate Before Tax

{Redacted}

51 Discount Rate After Tax

{Redacted}

52 Discount to Year

{Redacted}



11	12	13	14	15	16	17	18	19	20	21	22	23	24	25	26	27	28	29
----	----	----	----	----	----	----	----	----	----	----	----	----	----	----	----	----	----	----

---

---

---

---

---

---

43 Capital Structure

44 {Redacted}

45

46

Pacific Gas and Electric Company

Manzana

Input Page

Nominal \$000

Confidential Protected Material

Cost of Capital (%)

47 {Redacted}

48

49

50 Discount Rate Before Tax

{Redacted}

51 Discount Rate After Tax

{Redacted}

52 Discount to Year

{Redacted}

12	13	14	15	16	17	18	19	20	21	22	23	24	25	26	27	28	29	30
----	----	----	----	----	----	----	----	----	----	----	----	----	----	----	----	----	----	----

---

---

---

---

---

---

43 Capital Structure

44 {Redacted}

45

46

Pacific Gas and Electric Company

Manzana

Input Page

Nominal \$000

Confidential Protected Material

Cost of Capital (%)

47 {Redacted}

48

49

50 Discount Rate Before Tax

{Redacted}

51 Discount Rate After Tax

{Redacted}

52 Discount to Year

{Redacted}

13	14	15	16	17	18	19	20	21	22	23	24	25	26	27	28	29	30	31
----	----	----	----	----	----	----	----	----	----	----	----	----	----	----	----	----	----	----

---

---

---

---

---

---

43 Capital Structure

44 {Redacted}

45

46

Pacific Gas and Electric Company

Manzana

Input Page

Nominal \$000

Confidential Protected Material

Cost of Capital (%)

47 {Redacted}

48

49

50 Discount Rate Before Tax

{Redacted}

51 Discount Rate After Tax

{Redacted}

52 Discount to Year

{Redacted}

14	15	16	17	18	19	20	21	22	23	24	25	26	27	28	29	30	31	32
----	----	----	----	----	----	----	----	----	----	----	----	----	----	----	----	----	----	----

---

---

---

---

---

---

43 Capital Structure

44 {Redacted}

45

46

Pacific Gas and Electric Company

Manzana

Input Page

Nominal \$000

Confidential Protected Material

Cost of Capital (%)

47 {Redacted}

48

49

50 Discount Rate Before Tax

{Redacted}

51 Discount Rate After Tax

{Redacted}

52 Discount to Year

{Redacted}



15	16	17	18	19	20	21	22	23	24	25	26	27	28	29	30	31	32	33
----	----	----	----	----	----	----	----	----	----	----	----	----	----	----	----	----	----	----

---

---

---

---

---

---

43 Capital Structure

44 {Redacted}

45 {Redacted}

46 {Redacted}

Pacific Gas and Electric Company

Manzana

Input Page

Nominal \$000

Confidential Protected Material

Cost of Capital (%)

47 {Redacted}

48 {Redacted}

49 {Redacted}

50 Discount Rate Before Tax

{Redacted}

51 Discount Rate After Tax

{Redacted}

52 Discount to Year

{Redacted}

16	17	18	19	20	21	22	23	24	25	26	27	28	29	30	31	32	33
----	----	----	----	----	----	----	----	----	----	----	----	----	----	----	----	----	----

---

---

---

---

---

---

43 Capital Structure

44 {Redacted}

45

46

Pacific Gas and Electric Company

Manzana

Input Page

Nominal \$000

Confidential Protected Material

Cost of Capital (%)

47 {Redacted}

48

49

50 Discount Rate Before Tax

{Redacted}

51 Discount Rate After Tax

{Redacted}

52 Discount to Year

{Redacted}

17	18	19	20	21	22	23	24	25	26	27	28	29	30	31	32	33
----	----	----	----	----	----	----	----	----	----	----	----	----	----	----	----	----

---

---

---

---

---

---

43 Capital Structure

44 {Redacted}

45

46

Pacific Gas and Electric Company

Manzana

Input Page

Nominal \$000

Confidential Protected Material

Cost of Capital (%)

47 {Redacted}

48

49

50 Discount Rate Before Tax

{Redacted}

51 Discount Rate After Tax

{Redacted}

52 Discount to Year

{Redacted}

18	19	20	21	22	23	24	25	26	27	28	29	30	31	32	33
----	----	----	----	----	----	----	----	----	----	----	----	----	----	----	----

---

---

---

---

---

---

43 Capital Structure

44 {Redacted}

45

46

Pacific Gas and Electric Company

Manzana

Input Page

Nominal \$000

Confidential Protected Material

Cost of Capital (%)

47 {Redacted}

48

49

50 Discount Rate Before Tax

{Redacted}

51 Discount Rate After Tax

{Redacted}

52 Discount to Year

{Redacted}



19	20	21	22	23	24	25	26	27	28	29	30	31	32	33
----	----	----	----	----	----	----	----	----	----	----	----	----	----	----

---

---

---

---

---

---

43 Capital Structure

44 {Redacted}

45

46

Pacific Gas and Electric Company

Manzana

Input Page

Nominal \$000

Confidential Protected Material

Cost of Capital (%)

47 {Redacted}

48

49

50 Discount Rate Before Tax

{Redacted}

51 Discount Rate After Tax

{Redacted}

52 Discount to Year

{Redacted}

20	21	22	23	24	25	26	27	28	29	30	31	32	33
----	----	----	----	----	----	----	----	----	----	----	----	----	----

---

---

---

---

---

---

43 Capital Structure

44 {Redacted}

45

46

Pacific Gas and Electric Company

Manzana

Input Page

Nominal \$000

Confidential Protected Material

Cost of Capital (%)

47 {Redacted}

48

49

50 Discount Rate Before Tax

{Redacted}

51 Discount Rate After Tax

{Redacted}

52 Discount to Year

{Redacted}

21	22	23	24	25	26	27	28	29	30	31	32	33
----	----	----	----	----	----	----	----	----	----	----	----	----

---

---

---

---

---

---

43 Capital Structure

44 {Redacted}

45

46

Pacific Gas and Electric Company

Manzana

Input Page

Nominal \$000

Confidential Protected Material

Cost of Capital (%)

47 {Redacted}

48

49

50 Discount Rate Before Tax

{Redacted}

51 Discount Rate After Tax

{Redacted}

52 Discount to Year

{Redacted}

22	23	24	25	26	27	28	29	30	31	32	33
----	----	----	----	----	----	----	----	----	----	----	----

43 Capital Structure

44 {Redacted}

45

46

Pacific Gas and Electric Company

Manzana

Input Page

Nominal \$000

Confidential Protected Material

Cost of Capital (%)

47 {Redacted}

48

49

50 Discount Rate Before Tax

{Redacted}

51 Discount Rate After Tax

{Redacted}

52 Discount to Year

{Redacted}



23	24	25	26	27	28	29	30	31	32	33
----	----	----	----	----	----	----	----	----	----	----

---

---

---

---

---

---

---

43 Capital Structure

44 {Redacted}

45

46

Pacific Gas and Electric Company

Manzana

Input Page

Nominal \$000

Confidential Protected Material

Cost of Capital (%)

47 {Redacted}

48

49

50 Discount Rate Before Tax

{Redacted}

51 Discount Rate After Tax

{Redacted}

52 Discount to Year

{Redacted}

24	25	26	27	28	29	30	31	32	33
----	----	----	----	----	----	----	----	----	----

---

---

---

---

---

---

---

---

---

---

43 Capital Structure

44 {Redacted}

45

46

Pacific Gas and Electric Company

Manzana

Input Page

Nominal \$000

Confidential Protected Material

Cost of Capital (%)

47 {Redacted}

48

49

50 Discount Rate Before Tax

{Redacted}

51 Discount Rate After Tax

{Redacted}

52 Discount to Year

{Redacted}

25	26	27	28	29	30	31	32	33
----	----	----	----	----	----	----	----	----

---

---

---

---

---

---

---

43 Capital Structure

44 {Redacted}

45

46

Pacific Gas and Electric Company

Manzana

Input Page

Nominal \$000

Confidential Protected Material

Cost of Capital (%)

47 {Redacted}

48

49

50 Discount Rate Before Tax

{Redacted}

51 Discount Rate After Tax

{Redacted}

52 Discount to Year

{Redacted}

26	27	28	29	30	31	32	33
----	----	----	----	----	----	----	----

---

---

---

---

---

---

---

---

---

---

43 Capital Structure

44 {Redacted}

45

46

Pacific Gas and Electric Company

Manzana

Input Page

Nominal \$000

Confidential Protected Material

Cost of Capital (%)

47 {Redacted}

48

49

50 Discount Rate Before Tax

{Redacted}

51 Discount Rate After Tax

{Redacted}

52 Discount to Year

{Redacted}



27	28	29	30	31	32	33
----	----	----	----	----	----	----

---

---

---

---

---

---

---

43 Capital Structure

44 {Redacted}

45

46

Pacific Gas and Electric Company

Manzana

Input Page

Nominal \$000

Confidential Protected Material

Cost of Capital (%)

47 {Redacted}

48

49

50 Discount Rate Before Tax

{Redacted}

51 Discount Rate After Tax

{Redacted}

52 Discount to Year

{Redacted}

28	29	30	31	32	33
----	----	----	----	----	----

---

---

---

---

---

---

---

43 Capital Structure

44 {Redacted}

45

46

Pacific Gas and Electric Company

Manzana

Input Page

Nominal \$000

Confidential Protected Material

Cost of Capital (%)

47 {Redacted}

48

49

50 Discount Rate Before Tax

{Redacted}

51 Discount Rate After Tax

{Redacted}

52 Discount to Year

{Redacted}

29	30	31	32	33
----	----	----	----	----

---

---

---

---

---

---

---

---

---

---

43 Capital Structure

44 {Redacted}

45

46

Pacific Gas and Electric Company

Manzana

Input Page

Nominal \$000

Confidential Protected Material

Cost of Capital (%)

47 {Redacted}

48

49

50 Discount Rate Before Tax

{Redacted}

51 Discount Rate After Tax

{Redacted}

52 Discount to Year

{Redacted}

30	31	32	33
----	----	----	----

---

---

---

---

---

---

---

43 Capital Structure

44 {Redacted}

45

46

Pacific Gas and Electric Company

Manzana

Input Page

Nominal \$000

Confidential Protected Material

Cost of Capital (%)

47 {Redacted}

48

49

50 Discount Rate Before Tax

{Redacted}

51 Discount Rate After Tax

{Redacted}

52 Discount to Year

{Redacted}



31	32	33
----	----	----

---

---

---

---

---

---

---

43 Capital Structure

44 {Redacted}

45

46

Pacific Gas and Electric Company

Manzana

Input Page

Nominal \$000

Confidential Protected Material

Cost of Capital (%)

47 {Redacted}

48

49

50 Discount Rate Before Tax

{Redacted}

51 Discount Rate After Tax

{Redacted}

52 Discount to Year

{Redacted}

32	33
----	----

---

---

---

---

---

---

---

43 Capital Structure

44 {Redacted}

45

46

Pacific Gas and Electric Company

Manzana

Input Page

Nominal \$000

Confidential Protected Material

Cost of Capital (%)

47 {Redacted}

48

49

50 Discount Rate Before Tax

{Redacted}

51 Discount Rate After Tax

{Redacted}

52 Discount to Year

{Redacted}

33

\_\_\_\_\_

\_\_\_\_\_

\_\_\_\_\_

=====

=====

=====

\_\_\_\_\_

43 Capital Structure

44 {Redacted}

45 {Redacted}

46 {Redacted}

Pacific Gas and Electric Company

Manzana

Input Page

Nominal \$000

Confidential Protected Material

Cost of Capital (%)

47 {Redacted}

48 {Redacted}

49 {Redacted}

50 Discount Rate Before Tax

{Redacted}

51 Discount Rate After Tax

{Redacted}

52 Discount to Year

{Redacted}

18,358 Gen Tie  
 892,642 Plant Cost Excl Gen Tie  
 911,000 Total Plant  
 3.33% Depreciation Rate  
 1,037,896 NPV Revenue Requirement  
 132.4 Levelized Cost - \$/MWH

Pacific Gas And Electric Company  
 Manzana  
 Revenue Requirement  
 Nominal \$000

Confidential Protected Material

Revenue Requirements Calculation

Line No.	Description	1 2012	2 2013	3 2014	4 2015	5 2016	6 2017	7 2018	8 2019	9 2020	10 2021	11 2022	12 2023	13 2024
1	{Redacted}													
2														
3														
4														
5														
6														
7														
8														
9														
10														
11														
12														
13														
14														
15														
16														
17														
18														
19														

Income Tax Calculations

Manzana

Line No.	Description	1 2012	2 2013	3 2014	4 2015	5 2016	6 2017	7 2018	8 2019	9 2020	10 2021	11 2022	12 2023	13 2024
----------	-------------	-----------	-----------	-----------	-----------	-----------	-----------	-----------	-----------	-----------	------------	------------	------------	------------

Revenue Requirement  
Original \$2016

{Redacted}

20

21

22

23

24

25

26

27

28

29

30

31

32

33

34

35

36

37

38

39

40

41



Rate Base Calculation

Manzana

Line No.	Description	1 2012	2 2013	3 2014	4 2015	5 2016	6 2017	7 2018	8 2019	9 2020	10 2021	11 2022	12 2023	13 2024
24	{Redacted}													
25														
26														
27														
28														
29														
30														
31														
32														
33														
15														
16														
17														
18														
19														

{Redacted}

20 Gen. MWh Output %/yr degradation

Cost of Capital

Line No.	Description	1 2012	2 2013	3 2014	4 2015	5 2016	6 2017	7 2018	8 2019	9 2020	10 2021	11 2022	12 2023	13 2024
20	{Redacted}													
21														
22														
23														

**Levelized Cost by Revenue Requirement Component - \$/MWH**

{Redacted}

Pacific Gas And Electric Company  
Manzana  
Revenue Requirement  
Nominal \$000

Confidential Protected Material

**Levelized Revenue Requirement**

{Redacted}

{Redacted}

{Redacted}

18,358 Gen Tie  
 892,642 Plant Cost Excl Gen Tie  
 911,000 Total Plant  
 3.33% Depreciation Rate  
 1,037,896 NPV Revenue Requirement  
 132.4 Levelized Cost - \$/MWH

Pacific Gas And Electric Company  
 Manzana  
 Revenue Requirement  
 Nominal \$000

Confidential Protected Material

Revenue Requirements Calculation

Line No.	Description	14 2025	15 2026	16 2027	17 2028	18 2029	19 2030	20 2031	21 2032	22 2033	23 2034	24 2035	25 2036	26 2037
1	{Redacted}													
2														
3														
4														
5														
6														
7														
8														
9														
10														
11														
12														
13														
14														
15														
16														
17														
18														
19														

Income Tax Calculations

Manzana

Line No.	Description	14 2025	15 2026	16 2027	17 2028	18 2029	19 2030	20 2031	21 2032	22 2033	23 2034	24 2035	25 2036	26 2037
----------	-------------	------------	------------	------------	------------	------------	------------	------------	------------	------------	------------	------------	------------	------------

{Redacted}

20

21

22

23

24

25

26

27

28

29

30

31

32

33

34

35

36

37

38

39

40

41

Rate Base Calculation

Manzana

Line No.	Description	14 2025	15 2026	16 2027	17 2028	18 2029	19 2030	20 2031	21 2032	22 2033	23 2034	24 2035	25 2036	26 2037
24	{Redacted}													
25														
26														
27														
28														
29														
30														
31														
32														
33														
15														
16														
17														
18														
19														

20 Gen. MWh Output %/yr degradation

Cost of Capital

Line No.	Description	14 2025	15 2026	16 2027	17 2028	18 2029	19 2030	20 2031	21 2032	22 2033	23 2034	24 2035	25 2036	26 2037
20	{Redacted}													
21														
22														
23														

**Levelized Cost by Revenue Requirement Component - \$/MWH**

{Redacted}

Pacific Gas And Electric Company  
Manzana  
Revenue Requirement  
Nominal \$000

Confidential Protected Material

**Levelized Revenue Requirement**

{Redacted}

{Redacted}



18,358 Gen Tie  
892,642 Plant Cost Excl Gen Tie  
911,000 Total Plant  
3.33% Depreciation Rate  
1,037,896 NPV Revenue Requirement  
132.4 Levelized Cost - \$/MWH

Pacific Gas And Electric Company  
Manzana  
Revenue Requirement  
Nominal \$000

Confidential Protected Material

Revenue Requirements Calculation

Line No.	Description	27 2038	28 2039	29 2040	30 2041
1	{Redacted}				
2					
3					
4					
5					
6					
7					
8					
9					
10					
11					
12					
13					
14					
15					
16					
17					
18					
19					

Line No.	Description	27 2038	28 2039	29 2040	30 2041
----------	-------------	------------	------------	------------	------------

Manzana  
Revenue Requirement  
Nominal \$000

20	{Redacted}
21	
22	
23	
24	
25	
26	
27	
28	
29	
30	
31	
32	
33	
34	
35	
36	
37	
38	
39	
40	
41	



0

0

Pacific Gas And Electric Company

Confidential Protected Material

Rate Base Calculation

Manzana  
Revenue Requirement  
Nominal \$000

Line No.	Description	27 2038	28 2039	29 2040	30 2041
24	{Redacted}				
25					
26					
27					
28					
29					
30					
31					
32					
33					
15					
16					
17					
18					
19					

20 Gen. MWh Output %/yr degradation

Cost of Capital

Line No.	Description	27 2038	28 2039	29 2040	30 2041
20	{Redacted}				
21					
22					
23					

**Levelized Cost by Revenue Requirement Component - \$/MWH**

{Redacted}

Pacific Gas And Electric Company  
Manzana  
Revenue Requirement  
Nominal \$000

Confidential Protected Material

**Levelized Revenue Requirement**

{Redacted}

{Redacted}

{Redacted}

18,358 Gen Tie  
892,642 Plant Cost Excl Gen Tie  
911,000 Total Plant  
3.33% Depreciation Rate  
1,037,896 NPV Revenue Requirement  
132.4 Levelized Cost - \$/MWH

Pacific Gas And Electric Company  
Manzana  
Revenue Requirement  
Nominal \$000

Confidential Protected Material

Revenue Requirements Calculation

Line No.	Description
1	{Redacted}
2	
3	
4	
5	
6	
7	
8	
9	
10	
11	
12	
13	
14	
15	
16	
17	
18	
19	

0

0

Pacific Gas And Electric Company  
Manzana  
Revenue Requirement  
Nominal \$000

Confidential Protected Material

Income Tax Calculations

Line No.	Description
20	{Redacted}
21	
22	
23	
24	
25	
26	
27	
28	
29	
30	
31	
32	
33	
34	
35	
36	
37	
38	
39	
40	
41	

0

0

Pacific Gas And Electric Company  
 Manzana  
 Revenue Requirement  
 Nominal \$000

Confidential Protected Material

Rate Base Calculation

Line No.	Description
24	{Redacted}
25	
26	
27	
28	
29	
30	
31	
32	
33	
15	
16	
17	
18	
19	

20 Gen. MWh Output %/yr degradation

Cost of Capital

Line No.	Description
20	{Redacted}
21	
22	
23	

**Levelized Cost by Revenue Requirement Component - \$/MWH**

{Redacted}

Pacific Gas And Electric Company  
Manzana  
Revenue Requirement  
Nominal \$000

Confidential Protected Material

**Levelized Revenue Requirement**

{Redacted}

{Redacted}

18,358 Gen Tie  
892,642 Plant Cost Excl Gen Tie  
911,000 Total Plant  
3.33% Depreciation Rate  
1,037,896 NPV Revenue Requirement  
132.4 Levelized Cost - \$/MWH

Pacific Gas And Electric Company  
Manzana  
Revenue Requirement  
Nominal \$000

Confidential Protected Material

Revenue Requirements Calculation

Line No.	Description
1	{Redacted}
2	
3	
4	
5	
6	
7	
8	
9	
10	
11	
12	
13	
14	
15	
16	
17	
18	
19	

Line No.	Description
	{Redacted}
20	
21	
22	
23	
24	
25	
26	
27	
28	
29	
30	
31	
32	
33	
34	
35	
36	
37	
38	
39	
40	
41	



0

0

Pacific Gas And Electric Company  
 Manzana  
 Revenue Requirement  
 Nominal \$000

Confidential Protected Material

Rate Base Calculation

Line No.	Description
24	{Redacted}
25	
26	
27	
28	
29	
30	
31	
32	
33	
15	
16	
17	
18	
19	

20 Gen. MWh Output %/yr degradation

Cost of Capital

Line No.	Description
20	{Redacted}
21	
22	
23	

**Levelized Cost by Revenue Requirement Component - \$/MWH**

{Redacted}

Pacific Gas And Electric Company  
Manzana  
Revenue Requirement  
Nominal \$000

Confidential Protected Material

**Levelized Revenue Requirement**

{Redacted}

{Redacted}

18,358 Gen Tie  
892,642 Plant Cost Excl Gen Tie  
911,000 Total Plant  
3.33% Depreciation Rate  
1,037,896 NPV Revenue Requirement  
132.4 Levelized Cost - \$/MWH

Pacific Gas And Electric Company  
Manzana  
Revenue Requirement  
Nominal \$000

Confidential Protected Material

Revenue Requirements Calculation

Line No.	Description
1	{Redacted}
2	
3	
4	
5	
6	
7	
8	
9	
10	
11	
12	
13	
14	
15	
16	
17	
18	
19	

Line No.	Description
	{Redacted}
20	
21	
22	
23	
24	
25	
26	
27	
28	
29	
30	
31	
32	
33	
34	
35	
36	
37	
38	
39	
40	
41	

0

0

Pacific Gas And Electric Company  
 Manzana  
 Revenue Requirement  
 Nominal \$000

Confidential Protected Material

Rate Base Calculation

Line No.	Description
24	{Redacted}
25	
26	
27	
28	
29	
30	
31	
32	
33	
15	
16	
17	
18	
19	

20 Gen. MWh Output %/yr degradation

Cost of Capital

Line No.	Description
20	{Redacted}
21	
22	
23	

**Levelized Cost by Revenue Requirement Component - \$/MWH**

{Redacted}

Pacific Gas And Electric Company  
Manzana  
Revenue Requirement  
Nominal \$000

Confidential Protected Material

**Levelized Revenue Requirement**

{Redacted}

{Redacted}

18,358 Gen Tie  
892,642 Plant Cost Excl Gen Tie  
911,000 Total Plant  
3.33% Depreciation Rate  
1,037,896 NPV Revenue Requirement  
132.4 Levelized Cost - \$/MWH

Pacific Gas And Electric Company  
Manzana  
Revenue Requirement  
Nominal \$000

Confidential Protected Material

Revenue Requirements Calculation

Line No.	Description
1	{Redacted}
2	
3	
4	
5	
6	
7	
8	
9	
10	
11	
12	
13	
14	
15	
16	
17	
18	
19	

0

0

Pacific Gas And Electric Company  
Manzana  
Revenue Requirement  
Nominal \$000

Confidential Protected Material

Income Tax Calculations

Line No.	Description
	{Redacted}
20	
21	
22	
23	
24	
25	
26	
27	
28	
29	
30	
31	
32	
33	
34	
35	
36	
37	
38	
39	
40	
41	



0

0

Pacific Gas And Electric Company  
 Manzana  
 Revenue Requirement  
 Nominal \$000

Confidential Protected Material

Rate Base Calculation

Line No.	Description
24	{Redacted}
25	
26	
27	
28	
29	
30	
31	
32	
33	
15	
16	
17	
18	
19	

20 Gen. MWh Output %/yr degradation  
 Cost of Capital

Line No.	Description
20	{Redacted}
21	
22	
23	

**Levelized Cost by Revenue Requirement Component - \$/MWH**

{Redacted}

Pacific Gas And Electric Company  
Manzana  
Revenue Requirement  
Nominal \$000

Confidential Protected Material

**Levelized Revenue Requirement**

{Redacted}

{Redacted}

18,358 Gen Tie  
892,642 Plant Cost Excl Gen Tie  
911,000 Total Plant  
3.33% Depreciation Rate  
1,037,896 NPV Revenue Requirement  
132.4 Levelized Cost - \$/MWH

Pacific Gas And Electric Company  
Manzana  
Revenue Requirement  
Nominal \$000

Confidential Protected Material

Revenue Requirements Calculation

Line No.	Description
1	{Redacted}
2	
3	
4	
5	
6	
7	
8	
9	
10	
11	
12	
13	
14	
15	
16	
17	
18	
19	

0

0

Pacific Gas And Electric Company  
Manzana  
Revenue Requirement  
Nominal \$000

Confidential Protected Material

Income Tax Calculations

Line No.	Description
20	{Redacted}
21	
22	
23	
24	
25	
26	
27	
28	
29	
30	
31	
32	
33	
34	
35	
36	
37	
38	
39	
40	
41	

0

0

Pacific Gas And Electric Company  
 Manzana  
 Revenue Requirement  
 Nominal \$000

Confidential Protected Material

Rate Base Calculation

Line No.	Description
24	{Redacted}
25	
26	
27	
28	
29	
30	
31	
32	
33	
15	
16	
17	
18	
19	

20 Gen. MWh Output %/yr degradation  
 Cost of Capital

Line No.	Description
20	{Redacted}
21	
22	
23	

**Levelized Cost by Revenue Requirement Component - \$/MWH**

{Redacted}

Pacific Gas And Electric Company  
Manzana  
Revenue Requirement  
Nominal \$000

Confidential Protected Material

**Levelized Revenue Requirement**

{Redacted}

{Redacted}

18,358 Gen Tie  
892,642 Plant Cost Excl Gen Tie  
911,000 Total Plant  
3.33% Depreciation Rate  
1,037,896 NPV Revenue Requirement  
132.4 Levelized Cost - \$/MWH

Pacific Gas And Electric Company  
Manzana  
Revenue Requirement  
Nominal \$000

Confidential Protected Material

Revenue Requirements Calculation

Line No.	Description
1	{Redacted}
2	
3	
4	
5	
6	
7	
8	
9	
10	
11	
12	
13	
14	
15	
16	
17	
18	
19	

Pacific Gas And Electric Company  
Manzana  
Revenue Requirement  
Nominal \$000

Line No.	Description
	{Redacted}
20	
21	
22	
23	
24	
25	
26	
27	
28	
29	
30	
31	
32	
33	
34	
35	
36	
37	
38	
39	
40	
41	



0

0

Pacific Gas And Electric Company  
 Manzana  
 Revenue Requirement  
 Nominal \$000

Confidential Protected Material

Rate Base Calculation

Line No.	Description
24	{Redacted}
25	
26	
27	
28	
29	
30	
31	
32	
33	
15	
16	
17	
18	
19	

20 Gen. MWh Output %/yr degradation

Cost of Capital

Line No.	Description
20	{Redacted}
21	
22	
23	

**Levelized Cost by Revenue Requirement Component - \$/MWH**

{Redacted}

Pacific Gas And Electric Company  
Manzana  
Revenue Requirement  
Nominal \$000

Confidential Protected Material

**Levelized Revenue Requirement**

{Redacted}

{Redacted}

18,358 Gen Tie  
892,642 Plant Cost Excl Gen Tie  
911,000 Total Plant  
3.33% Depreciation Rate  
1,037,896 NPV Revenue Requirement  
132.4 Levelized Cost - \$/MWH

Pacific Gas And Electric Company  
Manzana  
Revenue Requirement  
Nominal \$000

Confidential Protected Material

Revenue Requirements Calculation

Line No.	Description
1	{Redacted}
2	
3	
4	
5	
6	
7	
8	
9	
10	
11	
12	
13	
14	
15	
16	
17	
18	
19	

Line No.	Description
	{Redacted}
20	
21	
22	
23	
24	
25	
26	
27	
28	
29	
30	
31	
32	
33	
34	
35	
36	
37	
38	
39	
40	
41	

0

0

Pacific Gas And Electric Company  
 Manzana  
 Revenue Requirement  
 Nominal \$000

Confidential Protected Material

Rate Base Calculation

Line No.	Description
24	{Redacted}
25	
26	
27	
28	
29	
30	
31	
32	
33	
15	
16	
17	
18	
19	

20 Gen. MWh Output %/yr degradation  
 Cost of Capital

Line No.	Description
20	{Redacted}
21	
22	
23	

**Levelized Cost by Revenue Requirement Component - \$/MWH**

{Redacted}

Pacific Gas And Electric Company  
Manzana  
Revenue Requirement  
Nominal \$000

Confidential Protected Material

**Levelized Revenue Requirement**

{Redacted}

{Redacted}

18,358 Gen Tie  
892,642 Plant Cost Excl Gen Tie  
911,000 Total Plant  
3.33% Depreciation Rate  
1,037,896 NPV Revenue Requirement  
132.4 Levelized Cost - \$/MWH

Pacific Gas And Electric Company  
Manzana  
Revenue Requirement  
Nominal \$000

Confidential Protected Material

Revenue Requirements Calculation

Line No.	Description
1	{Redacted}
2	
3	
4	
5	
6	
7	
8	
9	
10	
11	
12	
13	
14	
15	
16	
17	
18	
19	

Line No.	Description
	{Redacted}
20	
21	
22	
23	
24	
25	
26	
27	
28	
29	
30	
31	
32	
33	
34	
35	
36	
37	
38	
39	
40	
41	



0

0

Pacific Gas And Electric Company  
 Manzana  
 Revenue Requirement  
 Nominal \$000

Confidential Protected Material

Rate Base Calculation

Line No.	Description
24	{Redacted}
25	
26	
27	
28	
29	
30	
31	
32	
33	
15	
16	
17	
18	
19	

20 Gen. MWh Output %/yr degradation

Cost of Capital

Line No.	Description
20	{Redacted}
21	
22	
23	

**Levelized Cost by Revenue Requirement Component - \$/MWH**

{Redacted}

Pacific Gas And Electric Company  
Manzana  
Revenue Requirement  
Nominal \$000

Confidential Protected Material

**Levelized Revenue Requirement**

{Redacted}

{Redacted}

18,358 Gen Tie  
892,642 Plant Cost Excl Gen Tie  
911,000 Total Plant  
3.33% Depreciation Rate  
1,037,896 NPV Revenue Requirement  
132.4 Levelized Cost - \$/MWH

Pacific Gas And Electric Company  
Manzana  
Revenue Requirement  
Nominal \$000

Confidential Protected Material

Revenue Requirements Calculation

Line No.	Description
1	{Redacted}
2	
3	
4	
5	
6	
7	
8	
9	
10	
11	
12	
13	
14	
15	
16	
17	
18	
19	

Line No.	Description
	{Redacted}
20	
21	
22	
23	
24	
25	
26	
27	
28	
29	
30	
31	
32	
33	
34	
35	
36	
37	
38	
39	
40	
41	

0

0

Pacific Gas And Electric Company  
 Manzana  
 Revenue Requirement  
 Nominal \$000

Confidential Protected Material

Rate Base Calculation

Line No.	Description
24	{Redacted}
25	
26	
27	
28	
29	
30	
31	
32	
33	
15	
16	
17	
18	
19	

20 Gen. MWh Output %/yr degradation  
 Cost of Capital

Line No.	Description
20	{Redacted}
21	
22	
23	

**Levelized Cost by Revenue Requirement Component - \$/MWH**

{Redacted}

Pacific Gas And Electric Company  
Manzana  
Revenue Requirement  
Nominal \$000

Confidential Protected Material

**Levelized Revenue Requirement**

{Redacted}

{Redacted}

18,358 Gen Tie  
892,642 Plant Cost Excl Gen Tie  
911,000 Total Plant  
3.33% Depreciation Rate  
1,037,896 NPV Revenue Requirement  
132.4 Levelized Cost - \$/MWH

Pacific Gas And Electric Company  
Manzana  
Revenue Requirement  
Nominal \$000

Confidential Protected Material

Revenue Requirements Calculation

Line No.	Description
1	{Redacted}
2	
3	
4	
5	
6	
7	
8	
9	
10	
11	
12	
13	
14	
15	
16	
17	
18	
19	

0

0

Income Tax Calculations

Pacific Gas And Electric Company  
Manzana  
Revenue Requirement  
Nominal \$000

Confidential Protected Material

Line No.	Description
	{Redacted}
20	
21	
22	
23	
24	
25	
26	
27	
28	
29	
30	
31	
32	
33	
34	
35	
36	
37	
38	
39	
40	
41	



0

0

Pacific Gas And Electric Company  
 Manzana  
 Revenue Requirement  
 Nominal \$000

Confidential Protected Material

Rate Base Calculation

Line No.	Description
24	{Redacted}
25	
26	
27	
28	
29	
30	
31	
32	
33	
15	
16	
17	
18	
19	

20 Gen. MWh Output %/yr degradation  
 Cost of Capital

Line No.	Description
20	{Redacted}
21	
22	
23	

**Levelized Cost by Revenue Requirement Component - \$/MWH**

{Redacted}

Pacific Gas And Electric Company  
Manzana  
Revenue Requirement  
Nominal \$000

Confidential Protected Material

**Levelized Revenue Requirement**

{Redacted}

{Redacted}

18,358 Gen Tie  
892,642 Plant Cost Excl Gen Tie  
911,000 Total Plant  
3.33% Depreciation Rate  
1,037,896 NPV Revenue Requirement  
132.4 Levelized Cost - \$/MWH

Pacific Gas And Electric Company  
Manzana  
Revenue Requirement  
Nominal \$000

Confidential Protected Material

Revenue Requirements Calculation

Line No.	Description
1	{Redacted}
2	
3	
4	
5	
6	
7	
8	
9	
10	
11	
12	
13	
14	
15	
16	
17	
18	
19	

0

0

Income Tax Calculations

Pacific Gas And Electric Company  
Manzana  
Revenue Requirement  
Nominal \$000

Confidential Protected Material

Line No.	Description
20	{Redacted}
21	
22	
23	
24	
25	
26	
27	
28	
29	
30	
31	
32	
33	
34	
35	
36	
37	
38	
39	
40	
41	

0

0

Pacific Gas And Electric Company  
 Manzana  
 Revenue Requirement  
 Nominal \$000

Confidential Protected Material

Rate Base Calculation

Line No.	Description
24	{Redacted}
25	
26	
27	
28	
29	
30	
31	
32	
33	
15	
16	
17	
18	
19	

20 Gen. MWh Output %/yr degradation  
 Cost of Capital

Line No.	Description
20	{Redacted}
21	
22	
23	

**Levelized Cost by Revenue Requirement Component - \$/MWH**

{Redacted}

Pacific Gas And Electric Company  
Manzana  
Revenue Requirement  
Nominal \$000

Confidential Protected Material

**Levelized Revenue Requirement**

{Redacted}

{Redacted}

18,358 Gen Tie  
892,642 Plant Cost Excl Gen Tie  
911,000 Total Plant  
3.33% Depreciation Rate  
1,037,896 NPV Revenue Requirement  
132.4 Levelized Cost - \$/MWH

Pacific Gas And Electric Company  
Manzana  
Revenue Requirement  
Nominal \$000

Confidential Protected Material

Revenue Requirements Calculation

Line No.	Description
1	{Redacted}
2	
3	
4	
5	
6	
7	
8	
9	
10	
11	
12	
13	
14	
15	
16	
17	
18	
19	

Pacific Gas And Electric Company  
Manzana  
Revenue Requirement  
Nominal \$000

Line No.	Description
	{Redacted}
20	
21	
22	
23	
24	
25	
26	
27	
28	
29	
30	
31	
32	
33	
34	
35	
36	
37	
38	
39	
40	
41	



0

0

Pacific Gas And Electric Company  
 Manzana  
 Revenue Requirement  
 Nominal \$000

Confidential Protected Material

Rate Base Calculation

Line No.	Description
24	{Redacted}
25	
26	
27	
28	
29	
30	
31	
32	
33	
15	
16	
17	
18	
19	

20 Gen. MWh Output %/yr degradation  
 Cost of Capital

Line No.	Description
20	{Redacted}
21	
22	
23	

**Levelized Cost by Revenue Requirement Component - \$/MWH**

{Redacted}

Pacific Gas And Electric Company  
Manzana  
Revenue Requirement  
Nominal \$000

Confidential Protected Material

**Levelized Revenue Requirement**

{Redacted}

{Redacted}

18,358 Gen Tie  
892,642 Plant Cost Excl Gen Tie  
911,000 Total Plant  
3.33% Depreciation Rate  
1,037,896 NPV Revenue Requirement  
132.4 Levelized Cost - \$/MWH

Pacific Gas And Electric Company  
Manzana  
Revenue Requirement  
Nominal \$000

Confidential Protected Material

Revenue Requirements Calculation

Line No.	Description
1	{Redacted}
2	
3	
4	
5	
6	
7	
8	
9	
10	
11	
12	
13	
14	
15	
16	
17	
18	
19	

0

0

Income Tax Calculations

Pacific Gas And Electric Company  
Manzana  
Revenue Requirement  
Nominal \$000

Confidential Protected Material

Line No.	Description
20	{Redacted}
21	
22	
23	
24	
25	
26	
27	
28	
29	
30	
31	
32	
33	
34	
35	
36	
37	
38	
39	
40	
41	

0

0

Pacific Gas And Electric Company  
 Manzana  
 Revenue Requirement  
 Nominal \$000

Confidential Protected Material

Rate Base Calculation

Line No.	Description
24	{Redacted}
25	
26	
27	
28	
29	
30	
31	
32	
33	
15	
16	
17	
18	
19	

20 Gen. MWh Output %/yr degradation  
 Cost of Capital

Line No.	Description
20	{Redacted}
21	
22	
23	

**Levelized Cost by Revenue Requirement Component - \$/MWH**

{Redacted}

Pacific Gas And Electric Company  
Manzana  
Revenue Requirement  
Nominal \$000

Confidential Protected Material

**Levelized Revenue Requirement**

{Redacted}

{Redacted}

18,358 Gen Tie  
892,642 Plant Cost Excl Gen Tie  
911,000 Total Plant  
3.33% Depreciation Rate  
1,037,896 NPV Revenue Requirement  
132.4 Levelized Cost - \$/MWH

Pacific Gas And Electric Company  
Manzana  
Revenue Requirement  
Nominal \$000

Confidential Protected Material

Revenue Requirements Calculation

Line No.	Description
1	{Redacted}
2	
3	
4	
5	
6	
7	
8	
9	
10	
11	
12	
13	
14	
15	
16	
17	
18	
19	

Line No.	Description
	{Redacted}
20	
21	
22	
23	
24	
25	
26	
27	
28	
29	
30	
31	
32	
33	
34	
35	
36	
37	
38	
39	
40	
41	



0

0

Pacific Gas And Electric Company  
 Manzana  
 Revenue Requirement  
 Nominal \$000

Confidential Protected Material

Rate Base Calculation

Line No.	Description
24	{Redacted}
25	
26	
27	
28	
29	
30	
31	
32	
33	
15	
16	
17	
18	
19	

20 Gen. MWh Output %/yr degradation  
 Cost of Capital

Line No.	Description
20	{Redacted}
21	
22	
23	

**Levelized Cost by Revenue Requirement Component - \$/MWH**

{Redacted}

Pacific Gas And Electric Company  
Manzana  
Revenue Requirement  
Nominal \$000

Confidential Protected Material

**Levelized Revenue Requirement**

{Redacted}

{Redacted}

18,358 Gen Tie  
892,642 Plant Cost Excl Gen Tie  
911,000 Total Plant  
3.33% Depreciation Rate  
1,037,896 NPV Revenue Requirement  
132.4 Levelized Cost - \$/MWH

Pacific Gas And Electric Company  
Manzana  
Revenue Requirement  
Nominal \$000

Confidential Protected Material

Revenue Requirements Calculation

Line No.	Description
1	{Redacted}
2	
3	
4	
5	
6	
7	
8	
9	
10	
11	
12	
13	
14	
15	
16	
17	
18	
19	

Line No.	Description
	{Redacted}
20	
21	
22	
23	
24	
25	
26	
27	
28	
29	
30	
31	
32	
33	
34	
35	
36	
37	
38	
39	
40	
41	

0

0

Pacific Gas And Electric Company  
 Manzana  
 Revenue Requirement  
 Nominal \$000

Confidential Protected Material

Rate Base Calculation

Line No.	Description
24	{Redacted}
25	
26	
27	
28	
29	
30	
31	
32	
33	
15	
16	
17	
18	
19	

20 Gen. MWh Output %/yr degradation  
 Cost of Capital

Line No.	Description
20	{Redacted}
21	
22	
23	

**Levelized Cost by Revenue Requirement Component - \$/MWH**

{Redacted}

Pacific Gas And Electric Company  
Manzana  
Revenue Requirement  
Nominal \$000

Confidential Protected Material

**Levelized Revenue Requirement**

{Redacted}

{Redacted}

18,358 Gen Tie  
892,642 Plant Cost Excl Gen Tie  
911,000 Total Plant  
3.33% Depreciation Rate  
1,037,896 NPV Revenue Requirement  
132.4 Levelized Cost - \$/MWH

Pacific Gas And Electric Company  
Manzana  
Revenue Requirement  
Nominal \$000

Confidential Protected Material

Revenue Requirements Calculation

Line No.	Description
1	{Redacted}
2	
3	
4	
5	
6	
7	
8	
9	
10	
11	
12	
13	
14	
15	
16	
17	
18	
19	

0

0

Income Tax Calculations

Pacific Gas And Electric Company  
Manzana  
Revenue Requirement  
Nominal \$000

Confidential Protected Material

Line No.	Description
20	{Redacted}
21	
22	
23	
24	
25	
26	
27	
28	
29	
30	
31	
32	
33	
34	
35	
36	
37	
38	
39	
40	
41	



0

0

Pacific Gas And Electric Company  
 Manzana  
 Revenue Requirement  
 Nominal \$000

Confidential Protected Material

Rate Base Calculation

Line No.	Description
24	{Redacted}
25	
26	
27	
28	
29	
30	
31	
32	
33	
15	
16	
17	
18	
19	

20 Gen. MWh Output %/yr degradation  
 Cost of Capital

Line No.	Description
20	{Redacted}
21	
22	
23	

**Levelized Cost by Revenue Requirement Component - \$/MWH**

{Redacted}

Pacific Gas And Electric Company  
Manzana  
Revenue Requirement  
Nominal \$000

Confidential Protected Material

**Levelized Revenue Requirement**

{Redacted}

{Redacted}

18,358 Gen Tie  
892,642 Plant Cost Excl Gen Tie  
911,000 Total Plant  
3.33% Depreciation Rate  
1,037,896 NPV Revenue Requirement  
132.4 Levelized Cost - \$/MWH

Pacific Gas And Electric Company  
Manzana  
Revenue Requirement  
Nominal \$000

Confidential Protected Material

Revenue Requirements Calculation

Line No.	Description
1	{Redacted}
2	
3	
4	
5	
6	
7	
8	
9	
10	
11	
12	
13	
14	
15	
16	
17	
18	
19	

Line No.	Description
20	{Redacted}
21	
22	
23	
24	
25	
26	
27	
28	
29	
30	
31	
32	
33	
34	
35	
36	
37	
38	
39	
40	
41	

0

0

Pacific Gas And Electric Company  
 Manzana  
 Revenue Requirement  
 Nominal \$000

Confidential Protected Material

Rate Base Calculation

Line No.	Description
24	{Redacted}
25	
26	
27	
28	
29	
30	
31	
32	
33	
15	
16	
17	
18	
19	

20 Gen. MWh Output %/yr degradation  
 Cost of Capital

Line No.	Description
20	{Redacted}
21	
22	
23	

**Levelized Cost by Revenue Requirement Component - \$/MWH**

{Redacted}

Pacific Gas And Electric Company  
Manzana  
Revenue Requirement  
Nominal \$000

Confidential Protected Material

**Levelized Revenue Requirement**

{Redacted}

{Redacted}

18,358 Gen Tie  
892,642 Plant Cost Excl Gen Tie  
911,000 Total Plant  
3.33% Depreciation Rate  
1,037,896 NPV Revenue Requirement  
132.4 Levelized Cost - \$/MWH

Pacific Gas And Electric Company  
Manzana  
Revenue Requirement  
Nominal \$000

Confidential Protected Material

Revenue Requirements Calculation

Line No.	Description
1	{Redacted}
2	
3	
4	
5	
6	
7	
8	
9	
10	
11	
12	
13	
14	
15	
16	
17	
18	
19	

Line No.	Description
	{Redacted}
20	
21	
22	
23	
24	
25	
26	
27	
28	
29	
30	
31	
32	
33	
34	
35	
36	
37	
38	
39	
40	
41	



0

0

Pacific Gas And Electric Company  
 Manzana  
 Revenue Requirement  
 Nominal \$000

Confidential Protected Material

Rate Base Calculation

Line No.	Description
24	{Redacted}
25	
26	
27	
28	
29	
30	
31	
32	
33	
15	
16	
17	
18	
19	

20 Gen. MWh Output %/yr degradation  
 Cost of Capital

Line No.	Description
20	{Redacted}
21	
22	
23	

**Levelized Cost by Revenue Requirement Component - \$/MWH**

{Redacted}

Pacific Gas And Electric Company  
Manzana  
Revenue Requirement  
Nominal \$000

Confidential Protected Material

**Levelized Revenue Requirement**

{Redacted}

{Redacted}

Pacific Gas and Electric Company  
 Manzana  
 Excl Gen-Tie AFUDC Calculation  
 (Nominal 000\$)

Confidential Protected Material

Capital Expenditure Calculation Thousand \$

Line No.	Description	Total	1 Nov-09 2009	2 Dec-09 2009	3 Jan-10 2010	4 Feb-10 2010	5 Mar-10 2010	6 Apr-10 2010	7 May-10 2010	8 Jun-10 2010	9 Jul-10 2010	10 Aug-10 2010	11 Sep-10 2010	12 Oct-10 2010	13 Nov-10 2010	14 Dec-10 2010
1	{Redacted}															
2																
3																
4																
5																
6																
7																
8																
9																
10																
11																
12																
13																
14																
15																
16																
17																
18																
19																
20	{Redacted}															
21																
22																

















Pacific Gas and Electric Company  
 Manzana  
 Excl Gen-Tie AFUDC Calculation  
 (Nominal 000\$)

Confidential Protected Material

Capital Expenditure Calculation Thousand \$

Line No.	Description	15	16	17	18	19	20	21	22	23	24	25	26	27	28	29	30
		Jan-11	Feb-11	Mar-11	Apr-11	May-11	Jun-11	Jul-11	Aug-11	Sep-11	Oct-11	Nov-11	Dec-11	Jan-12	Feb-12	Mar-12	Apr-12
		2011	2011	2011	2011	2011	2011	2011	2011	2011	2011	2011	2011	2012	2012	2012	2012
1	{Redacted}																
2																	
3																	
4																	
5																	
6																	
7																	
8																	
9																	
10																	
11																	
12																	
13																	
14																	
15																	
16																	
17																	
18																	
19																	
20	{Redacted}																
21																	
22																	

Pacific Gas and Electric Company  
Manzana  
Excl Gen-Tie AFUDC Calculation  
(Nominal 000\$)

Confidential Protected Material















Pacific Gas and Electric Company  
 Manzana  
 Excl Gen-Tie AFUDC Calculation  
 (Nominal 000\$)

Confidential Protected Material

Capital Expenditure Calculation Thousand \$

Line No.	Description	31 May-12	32 Jun-12	33 Jul-12	34 Aug-12	35 Sep-12	36 Oct-12	37 Nov-12	38 Dec-12	39 Jan-13	40 Feb-13	41 Mar-13	42 Apr-13	43 May-13	44 Jun-13
	Capital Expenditures Calculation	2012	2012	2012	2012	2012	2012	2012	2012	2013	2013	2013	2013	2013	2013
1	{Redacted}														
2															
3															
4															
5															
6															
7															
8															
9															
10															
11															
12															
13															
14															
15															
16															
17															
18															
19															
20	{Redacted}														
21															
22															

















Pacific Gas and Electric Company  
 Manzana  
 Excl Gen-Tie AFUDC Calculation  
 (Nominal 000\$)

Confidential Protected Material

Capital Expenditure Calculation Thousand \$

Line No.	Description	45 Jul-13	46 Aug-13	47 Sep-13	48 Oct-13	49 Nov-13	50 Dec-13	51 Jan-14	52 Mar-14	53 Apr-14	54 May-14	55 Jun-14	56 Jul-14	57 Aug-14	58 Sep-14	59 Oct-14	60 Nov-14
1	{Redacted}	2013	2013	2013	2013	2013	2013	2014	2014	2014	2014	2014	2014	2014	2014	2014	2014
2																	
3																	
4																	
5																	
6																	
7																	
8																	
9																	
10																	
11																	
12																	
13																	
14																	
15																	
16																	
17																	
18																	
19																	
20	{Redacted}																
21																	
22																	

















Capital Expenditure Calculation Thousand \$

Line No.	Description	61 Dec-14	62 Jan-15
	Capital Expenditures Calculation	2014	2015
1	{Redacted}		
2			
3			
4			
5			
6			
7			
8			
9			
10			
11			
12			
13			
14			
15			
16			
17			
18			
19			
20	{Redacted}		
21			
22			

















Pacific Gas and Electric Company  
 Manzana  
 Excl Gen-Tie AFUDC Calculation  
 (Nominal 000\$)

Confidential Protected Material

Capital Expenditure Calculation Thousand \$

Line No.	Description	Total	1 Nov-09 2009	2 Dec-09 2009	3 Jan-10 2010	4 Feb-10 2010	5 Mar-10 2010	6 Apr-10 2010	7 May-10 2010	8 Jun-10 2010	9 Jul-10 2010	10 Aug-10 2010	11 Sep-10 2010	12 Oct-10 2010	13 Nov-10 2010	14 Dec-10 2010
1	{Redacted}															
2																
3																
4																
5																
6																
7																
8																
9																
10																
11																
12																
13																
14																
15																
16																
17																
18																
19																
20	{Redacted}															
21																
22																

Pacific Gas and Electric Company  
 Manzanita  
 Excl Gen-Tie AFUDC Calculation  
 (Nominal 000\$)

Confidential Protected Material

Capital Expenditure Calculation Thousand \$

Line No.	Description	15	16	17	18	19	20	21	22	23	24	25	26	27	28	29	30
		Jan-11	Feb-11	Mar-11	Apr-11	May-11	Jun-11	Jul-11	Aug-11	Sep-11	Oct-11	Nov-11	Dec-11	Jan-12	Feb-12	Mar-12	Apr-12
		2011	2011	2011	2011	2011	2011	2011	2011	2011	2011	2011	2011	2012	2012	2012	2012
1	{Redacted}																
2																	
3																	
4																	
5																	
6																	
7																	
8																	
9																	
10																	
11																	
12																	
13																	
14																	
15																	
16																	
17																	
18																	
19																	
20	{Redacted}																
21																	
22																	

Capital Expenditure Calculation Thousand \$

Line No.	Description	31 May-12	32 Jun-12	33 Jul-12
	Capital Expenditures Calculation	2012	2012	2012
1	{Redacted}			
2				
3				
4				
5				
6				
7				
8				
9				
10				
11				
12				
13				
14				
15				
16				
17				
18				
19				
20	{Redacted}			
21				
22				

Pacific Gas and Electric Company  
Manzana  
Gen-Tie AFUDC Calculation  
Nominal \$000

Capital Expenditure Calculation Thousand \$

Line No.	Description	Total	1 Nov-09	2 Dec-09	3 Jan-10	4 Feb-10	5 Mar-10	6 Apr-10	7 May-10	8 Jun-10	9 Jul-10	10 Aug-10	11 Sep-10	12 Oct-10	13 Nov-10	14 Dec-10
	Capital Expenditures Calculation		2009	2009	2010	2010	2010	2010	2010	2010	2010	2010	2010	2010	2010	2010
1	{Redacted}															
2																
3																
4																
5																
6																
7																
8																
9																
10																
11																
12																
13																
14																
15																
16	{Redacted}															
17																
18																
19																
20																
21																
22																

Pacific Gas and Electric Company  
Manzana  
Gen-Tie AFUDC Calculation  
Nominal \$000

Pacific Gas and Electric Company  
Manzana  
Gen-Tie AFUDC Calculation  
Nominal \$000



Pacific Gas and Electric Company  
Manzana  
Gen-Tie AFUDC Calculation  
Nominal \$000

Pacific Gas and Electric Company  
Manzana  
Gen-Tie AFUDC Calculation  
Nominal \$000

Pacific Gas and Electric Company  
Manzana  
Gen-Tie AFUDC Calculation  
Nominal \$000

Pacific Gas and Electric Company  
Manzana  
Gen-Tie AFUDC Calculation  
Nominal \$000


Pacific Gas and Electric Company  
Manzana  
Gen-Tie AFUDC Calculation  
Nominal \$000

Pacific Gas and Electric Company  
Manzana  
Gen-Tie AFUDC Calculation  
Nominal \$000


Capital Expenditure Calculation Thousand \$

Line No.	Description	15 Jan-11	16 Feb-11	17 Mar-11	18 Apr-11	19 May-11	20 Jun-11	21 Jul-11	22 Aug-11	23 Sep-11	24 Oct-11	25 Nov-11	26 Dec-11	27 Jan-12	28 Feb-12	29 Mar-12	30 Apr-12
1	Capital Expenditures Calculation	2011	2011	2011	2011	2011	2011	2011	2011	2011	2011	2011	2011	2012	2012	2012	2012
2	{Redacted}																
3																	
4																	
5																	
6																	
7																	
8																	
9																	
10																	
11																	
12																	
13																	
14																	
15																	
16	{Redacted}																
17																	
18																	
19																	
20																	
21																	
22																	

Pacific Gas and Electric Company  
Manzana  
Gen-Tie AFUDC Calculation  
Nominal \$000




Pacific Gas and Electric Company  
Manzana  
Gen-Tie AFUDC Calculation  
Nominal \$000







Pacific Gas and Electric Company  
Manzana  
Gen-Tie AFUDC Calculation  
Nominal \$000




Pacific Gas and Electric Company  
Manzana  
Gen-Tie AFUDC Calculation  
Nominal \$000



Pacific Gas and Electric Company  
Manzana  
Gen-Tie AFUDC Calculation  
Nominal \$000



Pacific Gas and Electric Company  
Manzana  
Gen-Tie AFUDC Calculation  
Nominal \$000



Pacific Gas and Electric Company  
Manzana  
Gen-Tie AFUDC Calculation  
Nominal \$000



Pacific Gas and Electric Company  
Manzana  
Gen-Tie AFUDC Calculation  
Nominal \$000

Capital Expenditure Calculation Thousand \$

Line No.	Description	31 May-12	32 Jun-12	33 Jul-12	34 Aug-12	35 Sep-12	36 Oct-12	37 Nov-12	38 Dec-12	39 Jan-13	40 Feb-13	41 Mar-13	42 Apr-13	43 May-13	44 Jun-13	45 Jul-13	46 Aug-13
	Capital Expenditures Calculation	2012	2012	2012	2012	2012	2012	2012	2012	2013	2013	2013	2013	2013	2013	2013	2013
1	{Redacted}																
2																	
3																	
4																	
5																	
6																	
7																	
8																	
9																	
10																	
11																	
12																	
13																	
14																	
15																	
16	{Redacted}																
17																	
18																	
19																	
20																	
21																	
22																	

Pacific Gas and Electric Company  
Manzana  
Gen-Tie AFUDC Calculation  
Nominal \$000

Pacific Gas and Electric Company  
Manzana  
Gen-Tie AFUDC Calculation  
Nominal \$000



Pacific Gas and Electric Company  
Manzana  
Gen-Tie AFUDC Calculation  
Nominal \$000

Pacific Gas and Electric Company  
Manzana  
Gen-Tie AFUDC Calculation  
Nominal \$000

Pacific Gas and Electric Company  
Manzana  
Gen-Tie AFUDC Calculation  
Nominal \$000

Pacific Gas and Electric Company  
Manzana  
Gen-Tie AFUDC Calculation  
Nominal \$000

Pacific Gas and Electric Company  
Manzana  
Gen-Tie AFUDC Calculation  
Nominal \$000

Pacific Gas and Electric Company  
Manzana  
Gen-Tie AFUDC Calculation  
Nominal \$000

Capital Expenditure Calculation Thousand \$

Line No.	Description	47 Sep-13	48 Oct-13	49 Nov-13	50 Dec-13	51 Jan-14	52 Mar-14	53 Apr-14	54 May-14	55 Jun-14	56 Jul-14	57 Aug-14	58 Sep-14	59 Oct-14	60 Nov-14	61 Dec-14	62 Jan-15
1	Capital Expenditures Calculation	2013	2013	2013	2013	2014	2014	2014	2014	2014	2014	2014	2014	2014	2014	2014	2015
2	{Redacted}																
3																	
4																	
5																	
6																	
7																	
8																	
9																	
10																	
11																	
12																	
13																	
14																	
15																	
16	{Redacted}																
17																	
18																	
19																	
20																	
21																	
22																	

Pacific Gas and Electric Company  
Manzana  
Gen-Tie AFUDC Calculation  
Nominal \$000

Pacific Gas and Electric Company  
Manzana  
Gen-Tie AFUDC Calculation  
Nominal \$000



Pacific Gas and Electric Company  
Manzana  
Gen-Tie AFUDC Calculation  
Nominal \$000

Pacific Gas and Electric Company  
Manzana  
Gen-Tie AFUDC Calculation  
Nominal \$000

Pacific Gas and Electric Company  
Manzana  
Gen-Tie AFUDC Calculation  
Nominal \$000

Pacific Gas and Electric Company  
Manzana  
Gen-Tie AFUDC Calculation  
Nominal \$000

Pacific Gas and Electric Company  
Manzana  
Gen-Tie AFUDC Calculation  
Nominal \$000

Pacific Gas and Electric Company  
Manzana  
Gen-Tie AFUDC Calculation  
Nominal \$000

Capital Expenditure Calculation Thousand \$

Line No.	Description	Total	1 Nov-09	2 Dec-09	3 Jan-10	4 Feb-10	5 Mar-10	6 Apr-10	7 May-10	8 Jun-10	9 Jul-10	10 Aug-10	11 Sep-10	12 Oct-10	13 Nov-10	14 Dec-10
	Capital Expenditures Calculation		2009	2009	2010	2010	2010	2010	2010	2010	2010	2010	2010	2010	2010	2010
1	{Redacted}															
2																
3																
4																
5																
6																
7																
8																
9																
10																
11																
12																
13																
14																
15																
16	{Redacted}															
17																
18																
19																
20																
21																
22																

Pacific Gas and Electric Company  
Manzana  
Gen-Tie AFUDC Calculation  
Nominal \$000

Capital Expenditure Calculation Thousand \$

Line No.	Description	15 Jan-11	16 Feb-11	17 Mar-11	18 Apr-11	19 May-11	20 Jun-11	21 Jul-11	22 Aug-11	23 Sep-11	24 Oct-11	25 Nov-11	26 Dec-11	27 Jan-12	28 Feb-12
1	Capital Expenditures Calculation	2011	2011	2011	2011	2011	2011	2011	2011	2011	2011	2011	2011	2012	2012
2	{Redacted}														
3															
4															
5															
6															
7															
8															
9															
10															
11															
12															
13															
14															
15															
16	{Redacted}														
17															
18															
19															
20															
21															
22															

Pacific Gas and Electric Company  
 Manzana  
 Excl Gen Tie Tax Calculation  
 (Nominal \$000)

Confidential Protected Material

Bid 0  
 Revenue Requirement Tax Calculation Thousand \$

Line No.	Year	1 2012	2 2013	3 2014	4 2015	5 2016	6 2017	7 2018	8 2019	9 2020	10 2021	11 2022	12 2023	13 2024	14 2025	15 2026	16 2027	17 2028	18 2029	19 2030
1	{Redacted}																			
2																				
3																				
4																				
5																				
6																				
7																				
8																				
9																				
10																				
11																				
12																				
13																				
14																				
15																				
16																				
17																				
18																				
19																				
20																				
21																				
22																				
23																				
24																				
25																				
26																				
27																				
28																				
29																				
30																				
31																				
32																				



Pacific Gas and Electric Company  
Manzana  
Excl Gen Tie Tax Calculation  
(Nominal \$000)

Confidential Protected Material

33  
34  
35  
36  
37  
38  
39

Pacific Gas and Electric Company  
 Manzana  
 Excl Gen Tie Tax Calculation  
 (Nominal \$000)

Confidential Protected Material

Bid 0

Revenue Requirement Tax Calculation Thousand \$

Line No.	Year	20 2031	21 2032	22 2033	23 2034	24 2035	25 2036	26 2037	27 2038	28 2039	29 2040	30 2041	0 0	0 0	0 0	0 0	0 0	0 0	0 0
1	{Redacted}																		
2																			
3																			
4																			
5																			
6																			
7																			
8																			
9																			
10																			
11																			
12																			
13																			
14																			
15																			
16																			
17																			
18																			
19																			
20																			
21																			
22																			
23																			
24																			
25																			
26																			
27																			
28																			
29																			
30																			
31																			
32																			

Pacific Gas and Electric Company  
Manzana  
Excl Gen Tie Tax Calculation  
(Nominal \$000)

Confidential Protected Material

33  
34  
35  
36  
37  
38  
39

Pacific Gas and Electric Company  
 Manzana  
 Excl Gen Tie Tax Calculation  
 (Nominal \$000)

Bid 0  
 Revenue Requirement Tax Calculation Thousand \$

Line No.	Year	0	0
		0	0

1	{Redacted}		
2	{Redacted}		
3	{Redacted}	0	
4	{Redacted}		
5	{Redacted}		
6	{Redacted}	0	
7	{Redacted}		
8	{Redacted}		
9	{Redacted}	0	
10	{Redacted}		
11	{Redacted}		
12	{Redacted}		
13	{Redacted}		
14	{Redacted}		
15	{Redacted}		
16	{Redacted}		
17	{Redacted}		
18	{Redacted}		
19	{Redacted}		
20	{Redacted}		
21	{Redacted}		
22	{Redacted}		
23	{Redacted}		
24	{Redacted}		
25	{Redacted}		
26	{Redacted}		
27	{Redacted}		
28	{Redacted}		
29	{Redacted}		
30	{Redacted}		
31	{Redacted}		
32	{Redacted}		

Pacific Gas and Electric Company  
Manzana  
Excl Gen Tie Tax Calculation  
(Nominal \$000)

Confidential Protected Material

33  
34  
35  
36  
37  
38  
39



Pacific Gas and Electric Company  
Manzana  
Excl Gen Tie Tax Calculation  
(Nominal \$000)

Confidential Protected Material

Bid 0  
Revenue Requirement Tax Calculation Thousand \$

Line No.	Year
----------	------

1 {Redacted}

2

3

4

5

6

7

8

9

10

11

12

13

14

15

16

17

18

19

20

21

22

23

24

25

26

27

28

29

30

31

32

Pacific Gas and Electric Company  
Manzana  
Excl Gen Tie Tax Calculation  
(Nominal \$000)

Confidential Protected Material

33  
34  
35  
36  
37  
38  
39



Pacific Gas and Electric Company  
Manzana  
Excl Gen Tie Tax Calculation  
(Nominal \$000)

Confidential Protected Material

Bid 0  
Revenue Requirement Tax Calculation Thousand \$

Line No.	Year
----------	------

1 {Redacted}

2

3

4

5

6

7

8

9

10

11

12

13

14

15

16

17

18

19

20

21

22

23

24

25

26

27

28

29

30

31


32



Pacific Gas and Electric Company  
Manzana  
Excl Gen Tie Tax Calculation  
(Nominal \$000)

Confidential Protected Material

33  
34  
35  
36  
37  
38  
39



Pacific Gas and Electric Company  
Manzana  
Excl Gen Tie Tax Calculation  
(Nominal \$000)

Confidential Protected Material

Bid 0  
Revenue Requirement Tax Calculation Thousand \$

Line No.	Year
----------	------

1 {Redacted}

2

3

4

5

6

7

8

9

10

11

12

13

14

15

16

17

18

19

20

21

22

23

24

25

26

27

28

29

30


31

32

Pacific Gas and Electric Company  
Manzana  
Excl Gen Tie Tax Calculation  
(Nominal \$000)

Confidential Protected Material

33  
34  
35  
36  
37  
38  
39



Pacific Gas and Electric Company  
Manzana  
Excl Gen Tie Tax Calculation  
(Nominal \$000)

Confidential Protected Material

Bid 0  
Revenue Requirement Tax Calculation Thousand \$

Line No.	Year
----------	------

1 {Redacted}

2

3

4

5

6

7

8

9

10

11

12

13

14

15

16

17

18

19

20

21

22

23

24

25

26

27

28

29

30


31

32

Pacific Gas and Electric Company  
Manzana  
Excl Gen Tie Tax Calculation  
(Nominal \$000)

Confidential Protected Material

33  
34  
35  
36  
37  
38  
39



Pacific Gas and Electric Company  
Manzana  
Excl Gen Tie Tax Calculation  
(Nominal \$000)

Bid 0  
Revenue Requirement Tax Calculation Thousand \$

Line No.	Year
----------	------

1 {Redacted}

2

3

4

5

6

7

8

9

10

11

12

13

14

15

16

17

18

19

20

21

22

23

24

25

26

27

28

29

30


31

32

Pacific Gas and Electric Company  
Manzana  
Excl Gen Tie Tax Calculation  
(Nominal \$000)

Confidential Protected Material

33  
34  
35  
36  
37  
38  
39



Pacific Gas and Electric Company  
Manzana  
Excl Gen Tie Tax Calculation  
(Nominal \$000)

Confidential Protected Material

Bid 0  
Revenue Requirement Tax Calculation Thousand \$

Line No.	Year
----------	------

1 {Redacted}

2

3

4

5

6

7

8

9

10

11

12

13

14

15

16

17

18

19

20

21

22

23

24

25

26

27

28

29

30

31


32



Pacific Gas and Electric Company  
Manzana  
Excl Gen Tie Tax Calculation  
(Nominal \$000)

Confidential Protected Material

33  
34  
35  
36  
37  
38  
39



Pacific Gas and Electric Company  
Manzana  
Excl Gen Tie Tax Calculation  
(Nominal \$000)

Confidential Protected Material

Bid 0  
Revenue Requirement Tax Calculation Thousand \$

Line No.	Year
----------	------

1 {Redacted}

2

3

4

5

6

7

8

9

10

11

12

13

14

15

16

17

18

19

20

21

22

23

24

25

26

27

28

29

30


31

32

Pacific Gas and Electric Company  
Manzana  
Excl Gen Tie Tax Calculation  
(Nominal \$000)

Confidential Protected Material

33  
34  
35  
36  
37  
38  
39



Pacific Gas and Electric Company  
Manzana  
Excl Gen Tie Tax Calculation  
(Nominal \$000)

Confidential Protected Material

Bid 0  
Revenue Requirement Tax Calculation Thousand \$

Line No.	Year
----------	------

1 {Redacted}

2

3

4

5

6

7

8

9

10

11

12

13

14

15

16

17

18

19

20

21

22

23

24

25

26

27

28

29

30


31

32

Pacific Gas and Electric Company  
Manzana  
Excl Gen Tie Tax Calculation  
(Nominal \$000)

Confidential Protected Material

33  
34  
35  
36  
37  
38  
39



Pacific Gas and Electric Company  
Manzana  
Excl Gen Tie Tax Calculation  
(Nominal \$000)

Confidential Protected Material

Bid 0  
Revenue Requirement Tax Calculation Thousand \$

Line No.	Year
----------	------

1 {Redacted}

2

3

4

5

6

7

8

9

10

11

12

13

14

15

16

17

18

19

20

21

22

23

24

25

26

27

28

29

30


31

32

Pacific Gas and Electric Company  
Manzana  
Excl Gen Tie Tax Calculation  
(Nominal \$000)

Confidential Protected Material

33  
34  
35  
36  
37  
38  
39



Pacific Gas and Electric Company  
Manzana  
Excl Gen Tie Tax Calculation  
(Nominal \$000)

Confidential Protected Material

Bid 0  
Revenue Requirement Tax Calculation Thousand \$

Line No.	Year
----------	------

1 {Redacted}

2

3

4

5

6

7

8

9

10

11

12

13

14

15

16

17

18

19

20

21

22

23

24

25

26

27

28

29

30

31


32



Pacific Gas and Electric Company  
Manzana  
Excl Gen Tie Tax Calculation  
(Nominal \$000)

Confidential Protected Material

33  
34  
35  
36  
37  
38  
39



Pacific Gas and Electric Company  
Manzana  
Excl Gen Tie Tax Calculation  
(Nominal \$000)

Confidential Protected Material

Bid 0  
Revenue Requirement Tax Calculation Thousand \$

Line No.	Year
----------	------

1 {Redacted}

2

3

4

5

6

7

8

9

10

11

12

13

14

15

16

17

18

19

20

21

22

23

24

25

26

27

28

29

30


31

32

Pacific Gas and Electric Company  
Manzana  
Excl Gen Tie Tax Calculation  
(Nominal \$000)

Confidential Protected Material

33  
34  
35  
36  
37  
38  
39



Pacific Gas and Electric Company  
 Manzana  
 Excl Gen Tie Tax Calculation  
 (Nominal \$000)

Confidential Protected Material

Line No.	Year	1 2012	2 2013	3 2014	4 2015	5 2016	6 2017	7 2018	8 2019	9 2020	10 2021	11 2022	12 2023	13 2024	14 2025	15 2026	16 2027	17 2028	18 2029	19 2030
1	(Redacted)																			
2																				
3																				
4																				
5																				
6																				
7																				
8																				
9																				
10																				
11																				
12																				
13																				
14																				
15																				
16																				
17																				
18																				
19																				
20																				
21																				
22																				
23																				
24																				
25																				
26																				
27																				
28																				
29																				
30																				
31																				
32																				
33																				
34																				
35																				
36																				

Pacific Gas and Electric Company  
Manzana  
Excl Gen Tie Tax Calculation  
(Nominal \$000)

Confidential Protected Material

37  
38  
39

Pacific Gas and Electric Company  
 Manzana  
 Excl Gen Tie Tax Calculation  
 (Nominal \$000)

Confidential Protected Material

Line No.	Year	20 2031	21 2032	22 2033	23 2034	24 2035	25 2036	26 2037	27 2038	28 2039	29 2040	30 2041	0 0	0 0	0 0	0 0	0 0	0 0
1	(Redacted)																	
2																		
3																		
4																		
5																		
6																		
7																		
8																		
9																		
10																		
11																		
12																		
13																		
14																		
15																		
16																		
17																		
18																		
19																		
20																		
21																		
22																		
23																		
24																		
25																		
26																		
27																		
28																		
29																		
30																		
31																		
32																		
33																		
34																		
35																		
36																		

Pacific Gas and Electric Company  
Manzana  
Excl Gen Tie Tax Calculation  
(Nominal \$000)

Confidential Protected Material

37  
38  
39

Pacific Gas and Electric Company  
 Manzana  
 Gen Tie Tax Calculation  
 \$000

Revenue Requirement Tax Calculation Thousand \$

Line No.	Year	1 2012	2 2013	3 2014	4 2015	5 2016	6 2017	7 2018	8 2019	9 2020	10 2021	11 2022	12 2023	13 2024	14 2025	15 2026	16 2027	17 2028	18 2029	
1	{Redacted}																			
2																				
3																				
4																				
5																				
6																				
7																				
8																				
9																				
10																				
11																				
12																				
13																				
14																				
15																				
16																				
17																				
18																				
19																				
20																				
21																				
22																				
23																				
24																				
25																				
26																				
27																				
28																				
29																				



Pacific Gas and Electric Company  
Manzana  
Gen Tie Tax Calculation  
\$000

Revenue Requirement Tax Calculation Thousand \$

Line No.	Year	1 2012	2 2013	3 2014	4 2015	5 2016	6 2017	7 2018	8 2019	9 2020	10 2021	11 2022	12 2023	13 2024	14 2025	15 2026	16 2027	17 2028	18 2029
30																			
31																			
32																			
33																			
34																			
35																			
36																			
37																			
38																			
39																			

Pacific Gas and Electric Company  
Manzana  
Gen Tie Tax Calculation  
\$000

19 2030	20 2031	21 2032	22 2033	23 2034	24 2035	25 2036	26 2037	27 2038	28 2039	29 2040	30 2041	0	0	0	0	0	0	0	0	0				
												0	0	0	0	0	0	0	0	0	0	17,940	17,940	
												0	0	0	0	0	0	0	0	0	0	17,940	17,940	
																							0	0
																							8.84%	8.84%
																							0.000%	0.000%
																							0	0
																							35.00%	35.00%
																							0.000%	0.000%
																							0	0
																							0	0
																							0	0
																							0	0
																							0	0

Pacific Gas and Electric Company  
Manzana  
Gen Tie Tax Calculation  
\$000

19	20	21	22	23	24	25	26	27	28	29	30	0	0	0	0	0	0	0	0	0
2030	2031	2032	2033	2034	2035	2036	2037	2038	2039	2040	2041	0	0	0	0	0	0	0	0	0

Pacific Gas and Electric Company  
Manzana  
Gen Tie Tax Calculation  
\$000

0
0

17,940  
17,940

0      0

8.84%  
0.000%

0      0

35.00%  
0.000%

0      0

0  
0  
0

0  
0  
0

Pacific Gas and Electric Company  
Manzana  
Gen Tie Tax Calculation  
\$000

0
0

Pacific Gas and Electric Company  
Manzana  
Gen Tie Tax Calculation  
\$000



Pacific Gas and Electric Company  
Manzana  
Gen Tie Tax Calculation  
\$000

Pacific Gas and Electric Company  
Manzana  
Gen Tie Tax Calculation  
\$000





Pacific Gas and Electric Company  
Manzana  
Gen Tie Tax Calculation  
\$000

Pacific Gas and Electric Company  
Manzana  
Gen Tie Tax Calculation  
\$000



Pacific Gas and Electric Company  
Manzana  
Gen Tie Tax Calculation  
\$000

Pacific Gas and Electric Company  
Manzana  
Gen Tie Tax Calculation  
\$000



Pacific Gas and Electric Company  
Manzana  
Gen Tie Tax Calculation  
\$000

Pacific Gas and Electric Company  
Manzana  
Gen Tie Tax Calculation  
\$000



Pacific Gas and Electric Company  
Manzana  
Gen Tie Tax Calculation  
\$000

Pacific Gas and Electric Company  
Manzana  
Gen Tie Tax Calculation  
\$000





Pacific Gas and Electric Company  
Manzana  
Gen Tie Tax Calculation  
\$000

Pacific Gas and Electric Company  
Manzana  
Gen Tie Tax Calculation  
\$000



Pacific Gas and Electric Company  
Manzana  
Gen Tie Tax Calculation  
\$000

Pacific Gas and Electric Company  
Manzana  
Gen Tie Tax Calculation  
\$000



Pacific Gas and Electric Company  
Manzana  
Gen Tie Tax Calculation  
\$000

Pacific Gas and Electric Company  
Manzana  
Gen Tie Tax Calculation  
\$000



Pacific Gas and Electric Company  
Manzana  
Gen Tie Tax Calculation  
\$000

Pacific Gas and Electric Company  
Manzana  
Gen Tie Tax Calculation  
\$000





Pacific Gas and Electric Company  
Manzana  
Gen Tie Tax Calculation  
\$000

Pacific Gas and Electric Company  
Manzana  
Gen Tie Tax Calculation  
\$000



Pacific Gas and Electric Company  
Manzana  
Gen Tie Tax Calculation  
\$000

Pacific Gas and Electric Company  
 Manzana  
 Gen Tie Tax Calculation  
 \$000

Revenue Requirement Tax Calculation Thousand \$

Line No.	Year	1 2012	2 2013	3 2014	4 2015	5 2016	6 2017	7 2018	8 2019	9 2020	10 2021	11 2022	12 2023	13 2024	14 2025	15 2026	16 2027	17 2028	18 2029	
1	{Redacted}																			
2																				
3																				
4																				
5																				
6																				
7																				
8																				
9																				
10																				
11																				
12																				
13																				
14																				
15																				
16																				
17																				
18																				
19																				
20																				
21																				
22																				
23																				
24																				
25																				
26																				
27																				
28																				
29																				

Pacific Gas and Electric Company  
Manzana  
Gen Tie Tax Calculation  
\$000

30  
31  
32

33  
34  
35  
36  
37  
38  
39

Pacific Gas and Electric Company  
Manzana  
Gen Tie Tax Calculation  
\$000

Year	1 2012	2 2013	3 2014	4 2015	5 2016	6 2017	7 2018	8 2019	9 2020	10 2021	11 2022	12 2023	13 2024	14 2025	15 2026	16 2027	17 2028	18 2029	19 2030
------	-----------	-----------	-----------	-----------	-----------	-----------	-----------	-----------	-----------	------------	------------	------------	------------	------------	------------	------------	------------	------------	------------

{Redacted}



Pacific Gas and Electric Company  
Manzana  
Gen Tie Tax Calculation  
\$000


30  
31  
32

33  
34  
35  
36  
37  
38  
39

Pacific Gas and Electric Company  
Manzana  
Gen Tie Tax Calculation  
\$000

1	2	3	4	5	6	7	8	9	10	11	12	13	14	15	16	17	18	19	20	21
2012	2013	2014	2015	2016	2017	2018	2019	2020	2021	2022	2023	2024	2025	2026	2027	2028	2029	2030	2031	2032

---





Pacific Gas and Electric Company  
Manzana  
Gen Tie Tax Calculation  
\$000



30  
31  
32

33  
34  
35  
36  
37  
38  
39

Pacific Gas and Electric Company  
Manzana  
Gen Tie Tax Calculation  
\$000

2	3	4	5	6	7	8	9	10	11	12	13	14	15	16	17	18	19	20	21	22
2013	2014	2015	2016	2017	2018	2019	2020	2021	2022	2023	2024	2025	2026	2027	2028	2029	2030	2031	2032	2033

---



---

Pacific Gas and Electric Company  
Manzana  
Gen Tie Tax Calculation  
\$000



30  
31  
32

33  
34  
35  
36  
37  
38  
39

Pacific Gas and Electric Company  
Manzana  
Gen Tie Tax Calculation  
\$000

3	4	5	6	7	8	9	10	11	12	13	14	15	16	17	18	19	20	21	22	23
2014	2015	2016	2017	2018	2019	2020	2021	2022	2023	2024	2025	2026	2027	2028	2029	2030	2031	2032	2033	2034

---



---

Pacific Gas and Electric Company  
Manzana  
Gen Tie Tax Calculation  
\$000



30  
31  
32

33  
34  
35  
36  
37  
38  
39

Pacific Gas and Electric Company  
Manzana  
Gen Tie Tax Calculation  
\$000

4	5	6	7	8	9	10	11	12	13	14	15	16	17	18	19	20	21	22	23	24
2015	2016	2017	2018	2019	2020	2021	2022	2023	2024	2025	2026	2027	2028	2029	2030	2031	2032	2033	2034	2035

---



Pacific Gas and Electric Company  
Manzana  
Gen Tie Tax Calculation  
\$000


30  
31  
32

33  
34  
35  
36  
37  
38  
39

Pacific Gas and Electric Company  
Manzana  
Gen Tie Tax Calculation  
\$000

5	6	7	8	9	10	11	12	13	14	15	16	17	18	19	20	21	22	23	24	25
2016	2017	2018	2019	2020	2021	2022	2023	2024	2025	2026	2027	2028	2029	2030	2031	2032	2033	2034	2035	2036

---





Pacific Gas and Electric Company  
Manzana  
Gen Tie Tax Calculation  
\$000



30  
31  
32

33  
34  
35  
36  
37  
38  
39

Pacific Gas and Electric Company  
Manzana  
Gen Tie Tax Calculation  
\$000

6	7	8	9	10	11	12	13	14	15	16	17	18	19	20	21	22	23	24	25	26
2017	2018	2019	2020	2021	2022	2023	2024	2025	2026	2027	2028	2029	2030	2031	2032	2033	2034	2035	2036	2037

---



Pacific Gas and Electric Company  
Manzana  
Gen Tie Tax Calculation  
\$000



30  
31  
32

33  
34  
35  
36  
37  
38  
39

Pacific Gas and Electric Company  
Manzana  
Gen Tie Tax Calculation  
\$000

7	8	9	10	11	12	13	14	15	16	17	18	19	20	21	22	23	24	25	26	27
2018	2019	2020	2021	2022	2023	2024	2025	2026	2027	2028	2029	2030	2031	2032	2033	2034	2035	2036	2037	2038

---



Pacific Gas and Electric Company  
Manzana  
Gen Tie Tax Calculation  
\$000



30  
31  
32

33  
34  
35  
36  
37  
38  
39

Pacific Gas and Electric Company  
Manzana  
Gen Tie Tax Calculation  
\$000

8	9	10	11	12	13	14	15	16	17	18	19	20	21	22	23	24	25	26	27	28
2019	2020	2021	2022	2023	2024	2025	2026	2027	2028	2029	2030	2031	2032	2033	2034	2035	2036	2037	2038	2039

---



Pacific Gas and Electric Company  
Manzana  
Gen Tie Tax Calculation  
\$000



30  
31  
32

33  
34  
35  
36  
37  
38  
39

Pacific Gas and Electric Company  
Manzana  
Gen Tie Tax Calculation  
\$000

9	10	11	12	13	14	15	16	17	18	19	20	21	22	23	24	25	26	27	28	29
2020	2021	2022	2023	2024	2025	2026	2027	2028	2029	2030	2031	2032	2033	2034	2035	2036	2037	2038	2039	2040

---





Pacific Gas and Electric Company  
Manzana  
Gen Tie Tax Calculation  
\$000



30  
31  
32

33  
34  
35  
36  
37  
38  
39

Pacific Gas and Electric Company  
Manzana  
Gen Tie Tax Calculation  
\$000

10	11	12	13	14	15	16	17	18	19	20	21	22	23	24	25	26	27	28	29	30
2021	2022	2023	2024	2025	2026	2027	2028	2029	2030	2031	2032	2033	2034	2035	2036	2037	2038	2039	2040	2041

---



Pacific Gas and Electric Company  
Manzana  
Gen Tie Tax Calculation  
\$000


30  
31  
32

33  
34  
35  
36  
37  
38  
39

Pacific Gas and Electric Company  
Manzana  
Gen Tie Tax Calculation  
\$000

11	12	13	14	15	16	17	18	19	20	21	22	23	24	25	26	27	28	29	30	0
2022	2023	2024	2025	2026	2027	2028	2029	2030	2031	2032	2033	2034	2035	2036	2037	2038	2039	2040	2041	0

---



Pacific Gas and Electric Company  
Manzana  
Gen Tie Tax Calculation  
\$000



30  
31  
32

33  
34  
35  
36  
37  
38  
39

Pacific Gas and Electric Company  
Manzana  
Gen Tie Tax Calculation  
\$000

12	13	14	15	16	17	18	19	20	21	22	23	24	25	26	27	28	29	30	0	0
2023	2024	2025	2026	2027	2028	2029	2030	2031	2032	2033	2034	2035	2036	2037	2038	2039	2040	2041	0	0

---



Pacific Gas and Electric Company  
Manzana  
Gen Tie Tax Calculation  
\$000



30  
31  
32

33  
34  
35  
36  
37  
38  
39

Pacific Gas and Electric Company  
Manzana  
Gen Tie Tax Calculation  
\$000

13	14	15	16	17	18	19	20	21	22	23	24	25	26	27	28	29	30	0	0	0
2024	2025	2026	2027	2028	2029	2030	2031	2032	2033	2034	2035	2036	2037	2038	2039	2040	2041	0	0	0

---



---



Pacific Gas and Electric Company  
Manzana  
Gen Tie Tax Calculation  
\$000



30  
31  
32

33  
34  
35  
36  
37  
38  
39

Pacific Gas and Electric Company  
Manzana  
Gen Tie Tax Calculation  
\$000

14	15	16	17	18	19	20	21	22	23	24	25	26	27	28	29	30	0	0	0	0
2025	2026	2027	2028	2029	2030	2031	2032	2033	2034	2035	2036	2037	2038	2039	2040	2041	0	0	0	0

---



SB\_GT&S\_0795866

Pacific Gas and Electric Company  
Manzana  
Gen Tie Tax Calculation  
\$000

30  
31  
32

33  
34  
35  
36  
37  
38  
39

Pacific Gas and Electric Company  
Manzana  
Gen Tie Tax Calculation  
\$000

15	16	17	18	19	20	21	22	23	24	25	26	27	28	29	30	0	0	0	0	0
2026	2027	2028	2029	2030	2031	2032	2033	2034	2035	2036	2037	2038	2039	2040	2041	0	0	0	0	0



Pacific Gas and Electric Company  
Manzana  
Gen Tie Tax Calculation  
\$000

30  
31  
32

33  
34  
35  
36  
37  
38  
39

Pacific Gas and Electric Company  
Manzana  
Gen Tie Tax Calculation  
\$000

16	17	18	19	20	21	22	23	24	25	26	27	28	29	30	0	0	0	0	0	0
2027	2028	2029	2030	2031	2032	2033	2034	2035	2036	2037	2038	2039	2040	2041	0	0	0	0	0	0

Pacific Gas and Electric Company  
Manzana  
Gen Tie Tax Calculation  
\$000

30  
31  
32

33  
34  
35  
36  
37  
38  
39





Pacific Gas and Electric Company  
Manzana  
Gen Tie Tax Calculation  
\$000

30  
31  
32

33  
34  
35  
36  
37  
38  
39



Pacific Gas and Electric Company  
Manzana  
Gen Tie Tax Calculation  
\$000

30  
31  
32

33  
34  
35  
36  
37  
38  
39



Pacific Gas and Electric Company  
Manzana  
Gen Tie Tax Calculation  
\$000

30  
31  
32

33  
34  
35  
36  
37  
38  
39



Pacific Gas and Electric Company  
Manzana  
Gen Tie Tax Calculation  
\$000

30  
31  
32

33  
34  
35  
36  
37  
38  
39





Pacific Gas and Electric Company  
Manzana  
Gen Tie Tax Calculation  
\$000

30  
31  
32

33  
34  
35  
36  
37  
38  
39



Pacific Gas and Electric Company  
Manzana  
Gen Tie Tax Calculation  
\$000

30  
31  
32

33  
34  
35  
36  
37  
38  
39



Pacific Gas and Electric Company  
Manzana  
Gen Tie Tax Calculation  
\$000

30  
31  
32

33  
34  
35  
36  
37  
38  
39



Pacific Gas and Electric Company  
Manzana  
Gen Tie Tax Calculation  
\$000

30  
31  
32

33  
34  
35  
36  
37  
38  
39





Pacific Gas and Electric Company  
Manzana  
Gen Tie Tax Calculation  
\$000

30  
31  
32

33  
34  
35  
36  
37  
38  
39



Pacific Gas and Electric Company  
Manzana  
Gen Tie Tax Calculation  
\$000

30  
31  
32

33  
34  
35  
36  
37  
38  
39



Pacific Gas and Electric Company  
Manzana  
Gen Tie Tax Calculation  
\$000

30  
31  
32

33  
34  
35  
36  
37  
38  
39



Pacific Gas and Electric Company  
Manzana  
Gen Tie Tax Calculation  
\$000

30  
31  
32

33  
34  
35  
36  
37  
38  
39





Pacific Gas and Electric Company  
Manzana  
Gen Tie Tax Calculation  
\$000

30  
31  
32

33  
34  
35  
36  
37  
38  
39



Pacific Gas and Electric Company  
Manzana  
Gen Tie Tax Calculation  
\$000

30  
31  
32

33  
34  
35  
36  
37  
38  
39



Pacific Gas and Electric Company  
Manzana  
Gen Tie Tax Calculation  
\$000

30  
31  
32

33  
34  
35  
36  
37  
38  
39



Pacific Gas and Electric Company  
Manzana  
Gen Tie Tax Calculation  
\$000

30  
31  
32

33  
34  
35  
36  
37  
38  
39





Pacific Gas and Electric Company  
Manzana  
Gen Tie Tax Calculation  
\$000

30  
31  
32

33  
34  
35  
36  
37  
38  
39



Pacific Gas and Electric Company  
Manzana  
Gen Tie Tax Calculation  
\$000

30  
31  
32

33  
34  
35  
36  
37  
38  
39



Pacific Gas and Electric Company  
Manzana  
Gen Tie Tax Calculation  
\$000

30  
31  
32

33  
34  
35  
36  
37  
38  
39



Pacific Gas and Electric Company  
Manzana  
Gen Tie Tax Calculation  
\$000

30  
31  
32

33  
34  
35  
36  
37  
38  
39

Pacific Gas and Electric Company  
Manzana  
Gen Tie Tax Calculation  
\$000

0  
0





Pacific Gas and Electric Company  
Manzana  
Gen Tie Tax Calculation  
\$000

30  
31  
32

33  
34  
35  
36  
37  
38  
39