

and Filed Within the Last Twelve Months as of 12/3/09

Line No.	Counterparty	Project Name	Location	Technology	COD	GWh	Levelized, Post TOD Price	Net Market Value (\$/MWh)	Filing Date	Purpose of Filing	Advice Letter #	Status
1	(Redacted)											
2												
3												
4												
5												
6												

RPS Contracts Executed or Filed within the Last 12 months


and Filed Within the Last Twelve Months as of 12/3/09

Line No.	Counterparty	Project Name	Location	Technology	COD	GWh	Levelized, Post TOD Price	Net Market Value (\$/MWh)	Filing Date	Purpose of Filing	Advice Letter #	Status
7												
8												
9												
10												
11												
12												
13												
14												
15												
16												
17												
18												
19												
20												
21												
22												
23												
24												
25												
26												
27												
28												
29												
30												
31												
32												
33												
34												
35												
36												
37												
38												
39												
40												
41												
42												
43												
44												
45												
46												
47												
48												
49												
50												
51												
52												
53												
54												
55												
56												
57												
58												
59												
60												
61												
62												
63												
64												
65												

RPS Contracts Executed or Filed within the Last 12 months

{Redacted}

A large rectangular area of the page is completely redacted with a grey, textured pattern. This redaction covers the entire table content, including headers and data rows. The redaction is composed of several horizontal bands of varying shades of grey, suggesting it might be a composite of multiple redaction layers or a specific software artifact.



A large rectangular area of the page is completely redacted with a grey, textured pattern. This redaction covers the entire table content, including headers and data rows. The redaction is composed of several horizontal bands of varying shades of grey, suggesting it might be a composite of multiple redaction layers or a specific software artifact.


A large rectangular area of the page is completely redacted with a grey, textured pattern. This redaction covers the entire table content, including headers and data rows. The redaction is composed of several horizontal bands of varying shades of grey, suggesting it might be a composite of multiple redaction layers or a specific software artifact.

A large rectangular area of the page is completely redacted with a grey, textured pattern. This redaction covers the entire central portion of the document, obscuring all text and data that would otherwise be present.

A large rectangular area of the page is completely redacted with a grey, textured pattern. This redaction covers the entire table content, including headers and data rows. The redaction is composed of several horizontal bands of varying shades of grey, suggesting it might be a composite of multiple redaction layers or a specific software artifact.

A large rectangular area of the page is completely redacted with a grey, textured pattern. This redaction covers the entire table content, including headers and data rows. The redaction is composed of several horizontal bands of varying shades of grey, suggesting it might be a composite of multiple redaction layers or a specific software artifact.

A large rectangular area of the page is completely redacted with a solid grey color, obscuring all text and data that would otherwise be present in the table.



and Filed Within the Last Twelve Months as of 12/3/09

Line No.	Counterparty	Project Name	Location	Technology	COD	GWh	Levelized, Post TOD Price	Net Market Value (\$/MWh)	Filing Date	Purpose of Filing	Advice Letter #	Status
1	(Redacted)											
2												
3												
4												
5												
6												

RPS Contracts Executed or Filed within the last 12 months

7
8
9
10
11
12
13
14
15
16
17
18
19
20
21
22
23
24
25
26
27
28
29
30
31
32
33
34
35
36
37
38
39
40
41
42
43
44
45
46
47
48
49
50
51
52
53
54
55
56
57
58
59
60
61
62
63
64
65

RPS Contracts Executed or Filed within the Last 12 months

(Redacted)

Counterparty	Project Name	Location	Technology	COD	GWh	Levelized, Post TOD Price	Net Market Value (\$/MWh) ↑	Filing Date	Purpose of Filing	Advice Letter #	Status
RPS Contracts Executed or Filed within the Last 12 Months											
(Redacted)											

7
8
9
10
11
12
13
14
15
16
17
18
19
20
21
22
23
24
25
26
27
28
29
30
31
32
33
34
35
36
37
38
39
40
41
42
43
44
45
46
47
48
49
50
51
52
53
54
55
56
57
58
59
60
61
62
63
64
65

RPS Contracts Executed or Filed within the Last 12 months

(Redacted)

Project Name	Location	Technology	COD	GWh	Levelized, Post TOD Price	Net Market Value (\$/MWh)	Filing Date	Purpose of Filing	Advice Letter #	Status
RPS Contracts Executed or Filed within the Last 12 Months										

7
8
9
10
11
12
13
14
15
16
17
18
19
20
21
22
23
24
25
26
27
28
29
30
31
32
33
34
35
36
37
38
39
40
41
42
43
44
45
46
47
48
49
50
51
52
53
54
55
56
57
58
59
60
61
62
63
64
65

RPS Contracts Executed or Filed within the Last 12 months

(Redacted)

Location	Technology	COD	GWh	Levelized, Post TOD Price	Net Market Value (\$/MWh) ↑	Filing Date	Purpose of Filing	Advice Letter #	Status
RPS Contracts Executed or Filed within the Last 12 Months									

7
8
9
10
11
12
13
14
15
16
17
18
19
20
21
22
23
24
25
26
27
28
29
30
31
32
33
34
35
36
37
38
39
40
41
42
43
44
45
46
47
48
49
50
51
52
53
54
55
56
57
58
59
60
61
62
63
64
65

RPS Contracts Executed or Filed within the Last 12 months

(Redacted)

Technology	COD	GWh	Levelized, Post TOD Price	Net Market Value (\$/MWh) ↑	Filing Date	Purpose of Filing	Advice Letter #	Status

RPS Contracts Executed or Filed within the Last 12 months

7
8
9
10
11
12
13
14
15
16
17
18
19
20
21
22
23
24
25
26
27
28
29
30
31
32
33
34
35
36
37
38
39
40
41
42
43
44
45
46
47
48
49
50
51
52
53
54
55
56
57
58
59
60
61
62
63
64
65

RPS Contracts Executed or Filed within the Last 12 months

COD	GWh	Levelized, Post TOD Price	Net Market Value (\$/MWh) ↑	Filing Date	Purpose of Filing	Advice Letter #	Status	RPS Contracts Executed or Filed within the Last 12 months

GWh	Levelized, Post TOD Price	Net Market Value (\$/MWh) †	Filing Date	Purpose of Filing	Advice Letter #	Status
-----	---------------------------	--------------------------------	-------------	-------------------	-----------------	--------

RPS Contracts Executed or Filed within the Last 12 months

7
8
9
10
11
12
13
14
15
16
17
18
19
20
21
22
23
24
25
26
27
28
29
30
31
32
33
34
35
36
37
38
39
40
41
42
43
44
45
46
47
48
49
50
51
52
53
54
55
56
57
58
59
60
61
62
63
64
65

RPS Contracts Executed or Filed within the Last 12 months

(Redacted)

Levelized, Post TOD Price	Net Market Value (\$/MWh)	Filing Date	Purpose of Filing	Advice Letter #	Status
---------------------------	---------------------------	-------------	-------------------	-----------------	--------

RPS Contracts Executed or Filed within the Last 12 months

7
8
9
10
11
12
13
14
15
16
17
18
19
20
21
22
23
24
25
26
27
28
29
30
31
32
33
34
35
36
37
38
39
40
41
42
43
44
45
46
47
48
49
50
51
52
53
54
55
56
57
58
59
60
61
62
63
64
65

RPS Contracts Executed or Filed within the Last 12 months

(Redacted)

Net Market Value (\$/MWh)	Filing Date	Purpose of Filing	Advice Letter #	Status
---------------------------	-------------	-------------------	-----------------	--------

RPS Contracts Executed or Filed within the Last 12 months

7
8
9
10
11
12
13
14
15
16
17
18
19
20
21
22
23
24
25
26
27
28
29
30
31
32
33
34
35
36
37
38
39
40
41
42
43
44
45
46
47
48
49
50
51
52
53
54
55
56
57
58
59
60
61
62
63
64
65

RPS Contracts Executed or Filed within the Last 12 months

(Redacted)

RPS Contracts Executed or Filed within the Last 12 months

7
8
9
10
11
12
13
14
15
16
17
18
19
20
21
22
23
24
25
26
27
28
29
30
31
32
33
34
35
36
37
38
39
40
41
42
43
44
45
46
47
48
49
50
51
52
53
54
55
56
57
58
59
60
61
62
63
64
65

RPS Contracts Executed or Filed within the Last 12 months

(Redacted)

Purpose of Filing	Advice Letter #	Status
-------------------	-----------------	--------

RPS Contracts Executed or Filed within the Last 12 months

7
8
9
10
11
12
13
14
15
16
17
18
19
20
21
22
23
24
25
26
27
28
29
30
31
32
33
34
35
36
37
38
39
40
41
42
43
44
45
46
47
48
49
50
51
52
53
54
55
56
57
58
59
60
61
62
63
64
65

RPS Contracts Executed or Filed within the Last 12 months

(Redacted)

Advice Letter #	Status
-----------------	--------

RPS Contracts Executed or Filed within the Last 12 months

7
8
9
10
11
12
13
14
15
16
17
18
19
20
21
22
23
24
25
26
27
28
29
30
31
32
33
34
35
36
37
38
39
40
41
42
43
44
45
46
47
48
49
50
51
52
53
54
55
56
57
58
59
60
61
62
63
64
65

RPS Contracts Executed or Filed within the Last 12 months

(Redacted)

7
8
9
10
11
12
13
14
15
16
17
18
19
20
21
22
23
24
25
26
27
28
29
30
31
32
33
34
35
36
37
38
39
40
41
42
43
44
45
46
47
48
49
50
51
52
53
54
55
56
57
58
59
60
61
62
63
64
65

RPS Contracts Executed or Filed within the Last 12 months

(Redacted)


Table 4-2: 2009 RPS RFO Shortlist with Manzana Scenarios

Line No.	Counterparty	Project Name	Location	Market	Technology	COD	GWs	Levelized Cost (Post-TOD) \$/MWh	Net Market Value (\$/MWh) Using August 2009 Forward Curves*
1	{Redacted}								
2									
3									
4									
5									
6									
7									
8									
9									
10									
11									
12									
13									
14									
15									
16									
17									
18									
19									
20									
21									
22									
23									
24									
25									
26									
27									
28									


Pacific Gas and Electric Company
 Manzana Wind Project
 Energy Division Data Request ED_001, Question 1
 Attachment 2

Line No.	Counterparty	Project Name	Location	Market	Technology	COD	GWs	Levelized Cost (Post-TOD) \$/MWh	Net Market Value (\$/MWh) Using August 2009 Forward Curves*
29									
30									
31									
32									
33									
34									
35									
36									
37									
38									
39									
40									
41									
42									
43									
44									
45									
46									
47									
48									
49									
50									
51									
52									
53									
54									
55									
56									
57									
58									
59									
60									
61									
62									
63									
64									
65									
66									
67									
68									
69									
70									
71									
72									
73									
74									
75									
76									
77									
78									
79									
80									
81									
82									
83									
84									
85									
86									
87									
88									
89									
90									
91									


Energy Services Request EB_0797500
Attachment 2




Energy Efficiency Data Request EB_001, Question 1
Attachment 2




Energy Efficiency Data Request EB_001, Question 1
Attachment 2




Energy Efficiency Data Request EB_001, Question 1
Attachment 2




Energy Efficiency Data Request EB_001, Question 1
Attachment 2



Energy Efficiency Data Request EB_001, Question 1
Attachment 2




Energy Efficiency Data Request EB_001, Question 1
Attachment 2




Energy Efficiency Data Request EB_001, Question 1
Attachment 2

Pacific Gas and Electric Company
Manzana Wind Project
Energy Division Data Request ED_001, Question 1
Attachment 2



Energy Efficiency Data Request EB_001, Question 1
Attachment 2



Energy Efficiency Data Request EB_001, Question 1
Attachment 2



Energy Efficiency Data Request EB_001, Question 1
Attachment 2

Table 4-2: 2009 RPS RFO Shortlist with Manzana Scenarios

Line No.	Counterparty	Project Name	Location	Market	Technology	COD	GWs	Levelized Cost (Post-TOD) \$/MWh	Net Market Value (\$/MWh) Using August 2009 Forward Curves*
1	{Redacted}								
2									
3									
4									
5									
6									
7									
8									
9									
10									
11									
12									
13									
14									
15									
16									
17									
18									
19									
20									
21									
22									
23									
24									
25									
26									
27									
28									

Pacific Gas and Electric Company
 Manzana Wind Project
 Energy Division Data Request ED_001, Question 1
 Attachment 2

29
30
31
32
33
34
35
36
37
38
39
40
41
42
43
44
45
46
47
48
49
50
51
52
53
54
55
56
57
58
59
60
61
62
63
64
65
66
67
68
69
70
71
72
73
74
75
76
77
78
79
80
81
82
83
84
85
86
87
88
89
90
91

Pacific Gas and Electric Company
Manzana Wind Project
Energy Division Data Request ED_001, Question 1
Attachment 2

Table 4-2: 2009 RPS RFO Shortlist with Manzana Scenarios

Counterparty	Project Name	Location	Market	Technology	COD	GWhs	Levelized Cost (Post-TOD) \$/MWh	Net Market Value (\$/MWh) Using August 2009 Forward Curves*
{Redacted}								

Pacific Gas and Electric Company
 Manzana Wind Project
 Energy Division Data Request ED_001, Question 1
 Attachment 2

29
30
31
32
33
34
35
36
37
38
39
40
41
42
43
44
45
46
47
48
49
50
51
52
53
54
55
56
57
58
59
60
61
62
63
64
65
66
67
68
69
70
71
72
73
74
75
76
77
78
79
80
81
82
83
84
85
86
87
88
89
90
91

Pacific Gas and Electric Company
Manzana Wind Project
Energy Division Data Request ED_001, Question 1
Attachment 2

Project Name	Location	Market	Technology	COD	GWhs	Levelized Cost (Post-TOD) \$/MWh	Net Market Value (\$/MWh) Using August 2009 Forward Curves*

Pacific Gas and Electric Company
Manzana Wind Project
Energy Division Data Request ED_001, Question 1
Attachment 2

29
30
31
32
33
34
35
36
37
38
39
40
41
42
43
44
45
46
47
48
49
50
51
52
53
54
55
56
57
58
59
60
61
62
63
64
65
66
67
68
69
70
71
72
73
74
75
76
77
78
79
80
81
82
83
84
85
86
87
88
89
90
91

Pacific Gas and Electric Company
Manzana Wind Project
Energy Division Data Request ED_001, Question 1
Attachment 2

Location	Market	Technology	COD	GWs	Levelized Cost (Post-TOD) \$/MWh	Net Market Value (\$/MWh) Using August 2009 Forward Curves*

Pacific Gas and Electric Company
Manzana Wind Project
Energy Division Data Request ED_001, Question 1
Attachment 2

29
30
31
32
33
34
35
36
37
38
39
40
41
42
43
44
45
46
47
48
49
50
51
52
53
54
55
56
57
58
59
60
61
62
63
64
65
66
67
68
69
70
71
72
73
74
75
76
77
78
79
80
81
82
83
84
85
86
87
88
89
90
91

Pacific Gas and Electric Company
Manzana Wind Project
Energy Division Data Request ED_001, Question 1
Attachment 2

Market	Technology	COD	GWs	Levelized Cost (Post-TOD) \$/MWh	Net Market Value (\$/MWh) Using August 2009 Forward Curves*

Pacific Gas and Electric Company
Manzana Wind Project
Energy Division Data Request ED_001, Question 1
Attachment 2

29
30
31
32
33
34
35
36
37
38
39
40
41
42
43
44
45
46
47
48
49
50
51
52
53
54
55
56
57
58
59
60
61
62
63
64
65
66
67
68
69
70
71
72
73
74
75
76
77
78
79
80
81
82
83
84
85
86
87
88
89
90
91

Pacific Gas and Electric Company
Manzana Wind Project
Energy Division Data Request ED_001, Question 1
Attachment 2

Technology	COD	GWs	Levelized Cost (Post-TOD) \$/MWh	Net Market Value (\$/MWh) Using August 2009 Forward Curves*

Pacific Gas and Electric Company
 Manzana Wind Project
 Energy Division Data Request ED_001, Question 1
 Attachment 2

29
30
31
32
33
34
35
36
37
38
39
40
41
42
43
44
45
46
47
48
49
50
51
52
53
54
55
56
57
58
59
60
61
62
63
64
65
66
67
68
69
70
71
72
73
74
75
76
77
78
79
80
81
82
83
84
85
86
87
88
89
90
91

Pacific Gas and Electric Company
Manzana Wind Project
Energy Division Data Request ED_001, Question 1
Attachment 2

29
30
31
32
33
34
35
36
37
38
39
40
41
42
43
44
45
46
47
48
49
50
51
52
53
54
55
56
57
58
59
60
61
62
63
64
65
66
67
68
69
70
71
72
73
74
75
76
77
78
79
80
81
82
83
84
85
86
87
88
89
90
91

Pacific Gas and Electric Company
Manzana Wind Project
Energy Division Data Request ED_001, Question 1
Attachment 2

29
30
31
32
33
34
35
36
37
38
39
40
41
42
43
44
45
46
47
48
49
50
51
52
53
54
55
56
57
58
59
60
61
62
63
64
65
66
67
68
69
70
71
72
73
74
75
76
77
78
79
80
81
82
83
84
85
86
87
88
89
90
91

Pacific Gas and Electric Company
Manzana Wind Project
Energy Division Data Request ED_001, Question 1
Attachment 2

29
30
31
32
33
34
35
36
37
38
39
40
41
42
43
44
45
46
47
48
49
50
51
52
53
54
55
56
57
58
59
60
61
62
63
64
65
66
67
68
69
70
71
72
73
74
75
76
77
78
79
80
81
82
83
84
85
86
87
88
89
90
91

Pacific Gas and Electric Company
Manzana Wind Project
Energy Division Data Request ED_001, Question 1
Attachment 2

Net Market Value (\$/MWH)
Using August 2009 Forward
Curves*

--

Pacific Gas and Electric Company
Manzana Wind Project
Energy Division Data Request ED_001, Question 1
Attachment 2

29
30
31
32
33
34
35
36
37
38
39
40
41
42
43
44
45
46
47
48
49
50
51
52
53
54
55
56
57
58
59
60
61
62
63
64
65
66
67
68
69
70
71
72
73
74
75
76
77
78
79
80
81
82
83
84
85
86
87
88
89
90
91

Pacific Gas and Electric Company
Manzana Wind Project
Energy Division Data Request ED_001, Question 1
Attachment 2