

June 27, 2011

# PG&E

(PCG-NYSE)

**Stock Rating:** Market Perform  
**Industry Rating:** Market Perform

## Electric Utilities and Independent Power

**Michael S. Worms**  
 BMO Capital Markets Corp.  
 212-885-4031  
 michael.worms@bmo.com

**Barbara Coletti**  
 203-746-9312  
 barbara.coletti@bmo.com

**Harsh Acharya, CFA**  
 212-885-4012  
 harsh.acharya@bmo.com

## Notes From the Road: Update on San Bruno Exposure

### Event

We recently spoke with Kent Harvey, CFO of PG&E Corp., regarding the ongoing impact of the San Bruno pipeline explosion. This is a protracted process of investigation and rule-making and not likely to be resolved until 2012, at the earliest.

### Impact

While the California commission's investigation is not yet complete, new rule-makings have already resulted in significant incremental costs associated with data verification and testing. We would expect PG&E's estimated direct costs of \$350-\$550 million could be increased as new rules are established. At this time, it is not clear what portion of these and other costs will have to be absorbed by the utility since the CPUC ordered PG&E to provide a cost-sharing proposal in its filing on replacement costs and a recovery mechanism due on August 26, 2011.

### Forecasts

No change to our estimates at this time.

### Valuation

We expect PCG shares to trade within a relatively narrow band while the uncertainty related to recovery of costs associated with the San Bruno explosion overhangs the stock.

### Recommendation

We reiterate our **MARKET PERFORM** rating on the shares.

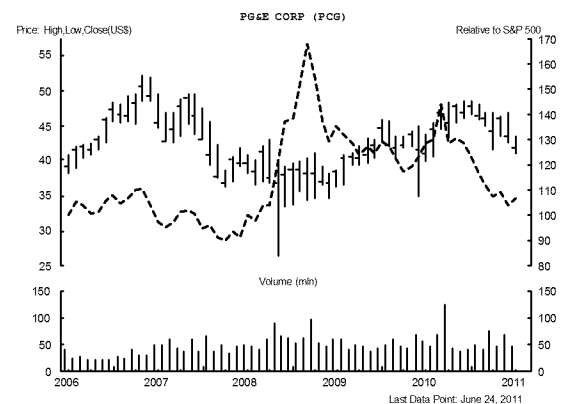
### Securities Info

Price (24-Jun)	\$41.81	Target Price	\$46
52-Wk High/Low	\$49/\$41	Dividend	\$1.82
Mkt Cap (mm)	\$16,638	Yield	4.4%
Shs O/S (mm, BASIC)	398.0	Float O/S (mm)	397.3
Options O/S (mm)	31.1	ADVOL (30-day,000s)	2,894

Selected Bonds Iss	Ind Prc	Rat'o	Mtys/S&P	YTW	Spread
Pacific G&E 4.8% '14	110	A3 / BBB+		1.18%	53bp
Pacific G&E 6.1% '34	108	A3 / BBB+		5.40%	123bp

Bond data from Bloomberg.

### Price Performance



### Valuation/Financial Data

(FY-Dec.)	2009A	2010A	2011E	2012E
EPS Pro Forma	\$3.20	\$3.42	\$3.53	\$3.73
P/E			11.8x	11.2x
First Call Cons.			\$3.51	\$3.70
EPS GAAP	na	na	na	\$3.92
FCF	-\$2.07	-\$0.99	-\$0.23	\$0.40
P/FCF			nm	104.5x
EBITDA (\$mm)	\$4,160	\$4,346	\$4,795	\$5,148
EV/EBITDA			5.4x	5.1x
Rev. (\$mm)	\$15,128	\$13,902	\$14,345	\$14,851
EV/Rev			1.8x	1.8x
FCF after Div. (\$mm)	-\$1,357	-\$1,255	-\$638	-\$617
<b>Quarterly EPS</b>	<b>1Q</b>	<b>2Q</b>	<b>3Q</b>	<b>4Q</b>
2010A	\$0.79	\$0.91	\$1.02	\$0.70
2011E	\$0.58A	na	na	na

### Balance Sheet Data (31-Mar)

Net Debt (\$mm)	\$9,421	Total Debt/EBITDA	2.7x
Total Debt (\$mm)	\$13,079	EBITDA/IntExp	6.0x
Net Debt/Cap.	37.8%	Price/Book	1.5x

Notes: All values in US\$.

Source: BMO Capital Markets estimates, Bloomberg, FactSet, Global Insight, Reuters, and Thomson Financial.

## Key Points

Earlier today, we spoke with PG&E Corp.'s CFO Kent Harvey regarding the ongoing investigation of the San Bruno pipeline explosion and the impact on the company. We do not expect the full effect of the investigation and rule-makings to be known until 2012, at the earliest, and as such, we remain cautious on PCG shares at this time.

Some of the highlights gleaned from our discussion include the following:

**NTSB report.** The final National Transportation Safety Board (NTSB) report will be issued in September. The California commission (CPUC) is expected to incorporate the NTSB findings into its own ongoing investigation.

**CPUC actions.** Almost immediately following the accident, the CPUC formed an independent review panel to investigate the explosion. The panel recently issued a highly critical, although even-handed and not unexpected report largely focused on what it saw as the absence of a "safety culture" at PG&E. The utility will file its response in July; we would expect the response to focus on learning from the mistakes of the past.

With the independent review largely complete, the CPUC has begun two proceedings that will continue into 2012.

- **Investigation.** The CPUC will review all record-keeping and all regulatory requirements. PG&E expects fines could be levied by the commission. *Resolution is not expected until 2012*, since the CPUC likely will consider the NTSB's final report in September.
  - To date, the review of the record-keeping revealed that the San Bruno pipeline had a longitudinal seam with a flaw although the electronic records showed the pipe was seamless. Root cause analysis is underway to determine what other factors led to the failure at the time of the explosion. There is currently no clear conclusion to this question although there has been much speculation.
- **Rulemaking.** As a result of the ongoing investigation, the CPUC already issued a rule that all older pipelines that were not required to undergo hydrostatic testing must now be tested. *This is a very expensive and invasive undertaking* (must be done in late spring-early fall). PG&E has identified 152 miles of pipe that share similar attributes with the San Bruno pipeline and it has begun the testing phase. So far, no pipes have failed, but PG&E expects that some will since they are being tested under extreme pressure.

As the investigation continues, the CPUC will issue more rules on replacement, which could be extremely expensive. The commission has ordered that all California natural gas utilities file proposals on replacement costs and recovery mechanisms by August 26, 2011. The commission ordered that PG&E include a cost-sharing element in its proposal. PG&E will make the case that its shareholders have already borne a significant portion of the costs since there is presently

no mechanism for cost recovery (it has yet to receive a CPUC decision on its request to create a regulatory account for these costs).

PG&E has estimated direct costs of \$350-\$550 million (increased twice from the original estimate and could go higher as the commission continues its review). These costs are roughly divided one-third each for

- records work and data verification;
- hydrostatic testing; and,
- all else, including legal costs.

*It appears to us that incremental penalties will likely be incurred by PG&E. An as-yet-unspecified sharing mechanism on costs creates a negative cloud over the company, in our view, particularly given the significant expenses (operating and capital) that are potentially involved (although no specific cost estimates were provided beyond the direct costs discussed above).*

**Third-party litigation.** In addition to the CPUC's review process, PG&E is also involved in third-party litigation. It is beginning the mediation process along with its insurers and hopes to settle some of the larger claims first. PG&E has estimated third-party litigation costs of \$220-\$400 million. It has booked \$220 million and as settlements are achieved it will likely book additional amounts. Insurance is expected to cover the majority of the expenses, although there will be some amount that the insurers will not pay.

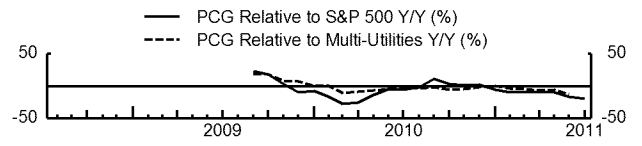
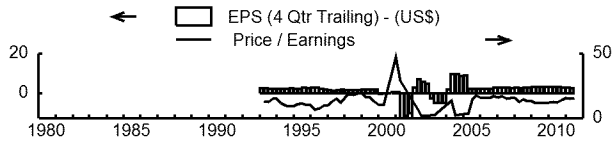
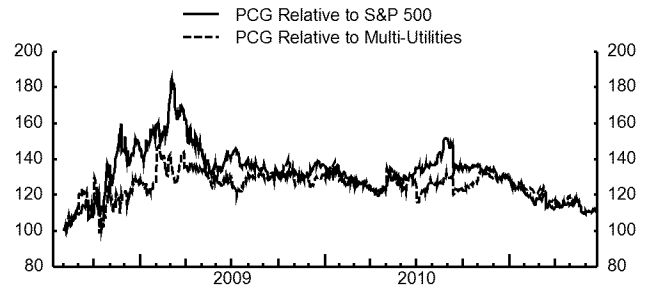
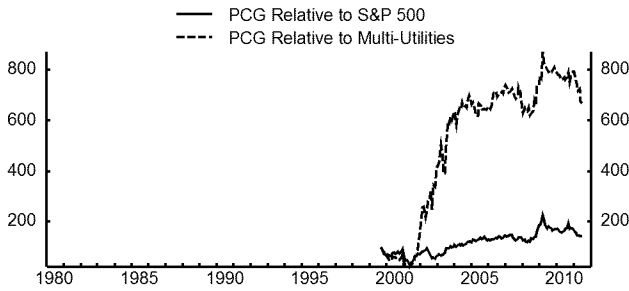
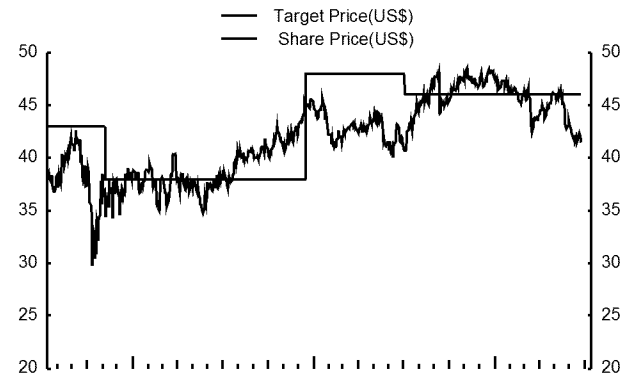
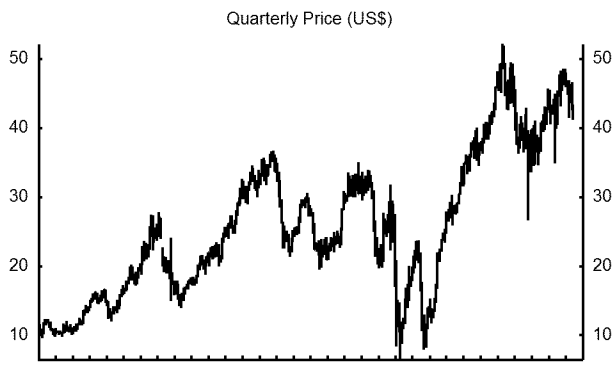
*To date, the third-party and direct costs have been excluded from PG&E's ongoing earnings outlook. However, once rate-making issues have been resolved (including the aforementioned cost sharing), the company will fold some of the direct costs related to ongoing operations (oversight, etc.) into operating costs.*

**Other potential exposure.** Recently, the Department of Justice, along with the California Attorney General, among others indicated that a review has begun to determine if civil and/or criminal charges should be filed against PG&E.

**Other companies mentioned (priced as of the close on June 24, 2011):**

Edison International (EIX, \$38.70, **MARKET PERFORM**)  
Sempra Energy (SRE, \$51.91, **MARKET PERFORM**)

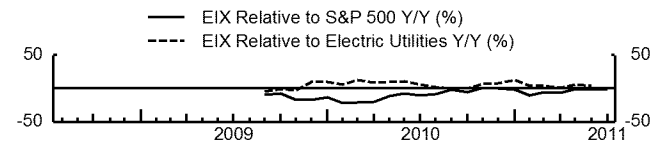
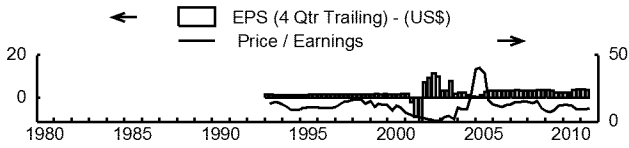
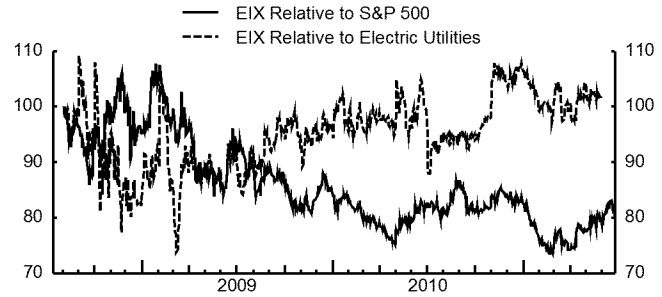
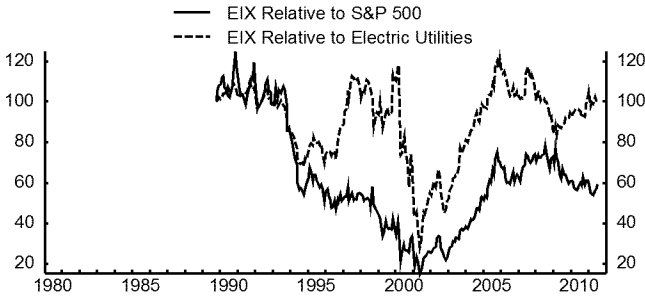
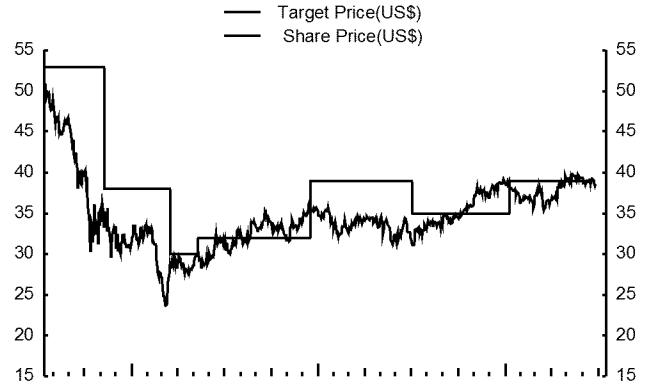
PG&E CORP (PCG)



PCG - Rating as of 2-Nov-07 = Mkt

Last Daily Data Point: June 23, 2011

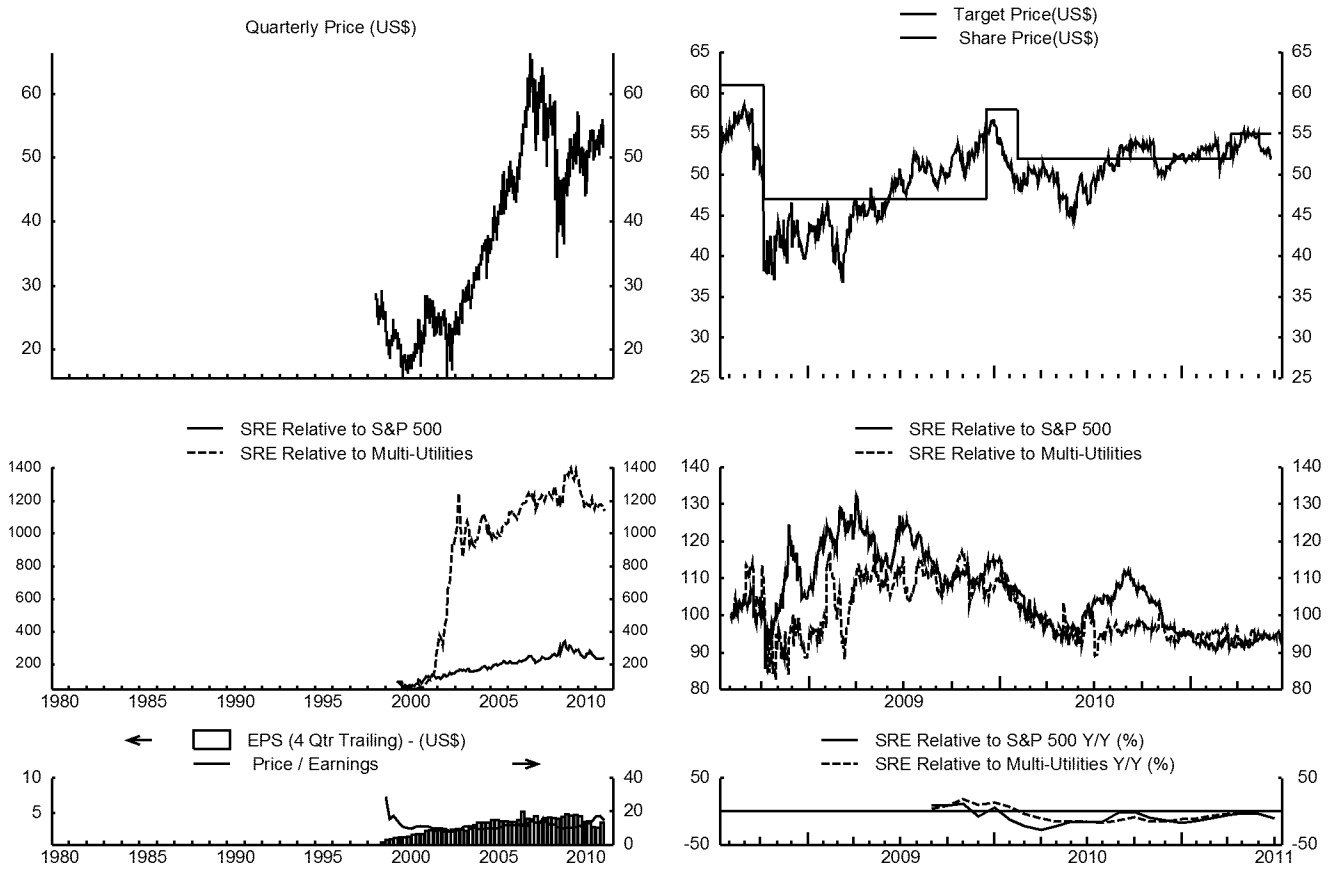
### EDISON INTL (EIX)



EIX - Rating as of 7-Mar-00 = Mkt

Last Daily Data Point: June 24, 2011

## SEMPRA ENERGY CORP (SRE)



SRE - Rating as of 12-Oct-06 = Mkt

Last Daily Data Point: June 24, 2011

**Important Disclosures****Analyst's Certification**

I, Michael S. Worms, hereby certify that the views expressed in this report accurately reflect my personal views about the subject securities or issuers. I also certify that no part of my compensation was, is, or will be, directly or indirectly, related to the specific recommendations or views expressed in this report.

Analysts who prepared this report are compensated based upon (among other factors) the overall profitability of BMO Capital Markets and their affiliates, which includes the overall profitability of investment banking services. Compensation for research is based on effectiveness in generating new ideas and in communication of ideas to clients, performance of recommendations, accuracy of earnings estimates, and service to clients.

**Company Specific Disclosure for PCG**

Disclosure 10: A research analyst, associate, or any person (or their household members) directly involved in the preparation of this research report has a financial interest in securities of this issuer.

**Methodology and Risks to Our Price Target/Valuation**

**Methodology:** Our valuation is based on a combination of our DCF analysis and current industry P/E multiples.

**Risks:** A material decline in power prices and / or a change in the regulatory environment could affect our price target.

**Company Specific Disclosures for EIX****Methodology and Risks to Our Price Target/Valuation**

**Methodology:** Our valuation is based on a combination of our DCF analysis and current industry P/E multiples.

**Risks:** A material decline in power prices and / or a change in the regulatory environment could affect our price target.

**Company Specific Disclosures for SRE****Methodology and Risks to Our Price Target/Valuation**

**Methodology:** Our valuation is based on a combination of our DCF analysis and current industry P/E multiples.

**Risks:** A material decline in power prices and / or a change in the regulatory environment could affect our price target.

**Distribution of Ratings (March 31, 2011)**

Rating Category	BMO Rating	BMOCM US Universe*	BMOCM US IB Clients**	BMOCM US IB Clients***	BMOCM Universe****	BMOCM IB Clients*****	Starmine Universe
Buy	Outperform	34.2%	15.2%	38.6%	39.2%	48.5%	53.1%
Hold	Market Perform	62.9%	12.5%	58.6%	56.8%	49.0%	41.3%
Sell	Underperform	2.9%	13.3%	2.9%	4.1%	2.5%	5.5%

\* Reflects rating distribution of all companies covered by BMO Capital Markets Corp. equity research analysts.

\*\* Reflects rating distribution of all companies from which BMO Capital Markets Corp. has received compensation for Investment Banking services as percentage within ratings category.

\*\*\* Reflects rating distribution of all companies from which BMO Capital Markets Corp. has received compensation for Investment Banking services as percentage of Investment Banking clients.

\*\*\*\* Reflects rating distribution of all companies covered by BMO Capital Markets equity research analysts.

\*\*\*\*\* Reflects rating distribution of all companies from which BMO Capital Markets has received compensation for Investment Banking services as percentage of Investment Banking clients.

**Ratings and Sector Key**

We use the following ratings system definitions:

OP = Outperform - Forecast to outperform the market;

Mkt = Market Perform - Forecast to perform roughly in line with the market;

Und = Underperform - Forecast to underperform the market;

(S) = speculative investment;

NR = No rating at this time;

R = Restricted – Dissemination of research is currently restricted.

Market performance is measured by a benchmark index such as the S&P/TSX Composite Index, S&P 500, Nasdaq Composite, as appropriate for each company. BMO Capital Markets eight Top 15 lists guide investors to our best ideas according to different objectives (Canadian large, small, growth, value, income, quantitative; and US large, US small) have replaced the Top Pick rating.

**Other Important Disclosures**

For Other Important Disclosures on the stocks discussed in this report, please go to [http://researchglobal.bmocapitalmarkets.com/Company\\_Disclosure\\_Public.asp](http://researchglobal.bmocapitalmarkets.com/Company_Disclosure_Public.asp) or write to Editorial Department, BMO Capital Markets, 3 Times Square, New York, NY 10036 or Editorial Department, BMO Capital Markets, 1 First Canadian Place, Toronto, Ontario, M5X 1H3.

**Prior BMO Capital Markets Ratings Systems**

[http://researchglobal.bmocapitalmarkets.com/documents/2009/prior\\_rating\\_systems.pdf](http://researchglobal.bmocapitalmarkets.com/documents/2009/prior_rating_systems.pdf)

**Dissemination of Research**

Our research publications are available via our web site <http://bmocapitalmarkets.com/research/>. Institutional clients may also receive our research via FIRST CALL, FIRST CALL Research Direct, Reuters, Bloomberg, FactSet, Capital IQ, and TheMarkets.com. All of our research is made widely available at the same time to all BMO Capital Markets client groups entitled to our research. Additional dissemination may occur via email or regular mail. Please contact your investment advisor or institutional salesperson for more information.

**Conflict Statement**

A general description of how BMO Financial Group identifies and manages conflicts of interest is contained in our public facing policy for managing conflicts of interest in connection with investment research which is available at [http://researchglobal.bmocapitalmarkets.com/Conflict\\_Statement\\_Public.asp](http://researchglobal.bmocapitalmarkets.com/Conflict_Statement_Public.asp).

**General Disclaimer**

"BMO Capital Markets" is a trade name used by the BMO Investment Banking Group, which includes the wholesale arm of Bank of Montreal and its subsidiaries BMO Nesbitt Burns Inc. and BMO Nesbitt Burns Ltée./Ltd., BMO Capital Markets Ltd. in the U.K. and BMO Capital Markets Corp. in the U.S. BMO Nesbitt Burns Inc., BMO Capital Markets Ltd. and BMO Capital Markets Corp are affiliates. Bank of Montreal or its subsidiaries ("BMO Financial Group") has lending arrangements with, or provide other remunerated services to, many issuers covered by BMO Capital Markets. The opinions, estimates and projections contained in this report are those of BMO Capital Markets as of the date of this report and are subject to change without notice. BMO Capital Markets endeavours to ensure that the contents have been compiled or derived from sources that we believe are reliable and contain information and opinions that are accurate and complete. However, BMO Capital Markets makes no representation or warranty, express or implied, in respect thereof, takes no responsibility for any errors and omissions contained herein and accepts no liability whatsoever for any loss arising from any use of, or reliance on, this report or its contents. Information may be available to BMO Capital Markets or its affiliates that is not reflected in this report. The information in this report is not intended to be used as the primary basis of investment decisions, and because of individual client objectives, should not be construed as advice designed to meet the particular investment needs of any investor. This material is for information purposes only and is not an offer to sell or the solicitation of an offer to buy any security. BMO Capital Markets or its affiliates will buy from or sell to customers the securities of issuers mentioned in this report on a principal basis. BMO Capital Markets or its affiliates, officers, directors or employees have a long or short position in many of the securities discussed herein, related securities or in options, futures or other derivative instruments based thereon. The reader should assume that BMO Capital Markets or its affiliates may have a conflict of interest and should not rely solely on this report in evaluating whether or not to buy or sell securities of issuers discussed herein.

**Additional Matters**

To Canadian Residents: BMO Nesbitt Burns Inc. and BMO Nesbitt Burns Ltée./Ltd., affiliates of BMO Capital Markets Corp., furnish this report to Canadian residents and accept responsibility for the contents herein subject to the terms set out above. Any Canadian person wishing to effect transactions in any of the securities included in this report should do so through BMO Nesbitt Burns Inc. and/or BMO Nesbitt Burns Ltée./Ltd.

To U.S. Residents: BMO Capital Markets Corp. and/or BMO Nesbitt Burns Securities Ltd., affiliates of BMO NB, furnish this report to U.S. residents and accept responsibility for the contents herein, except to the extent that it refers to securities of Bank of Montreal. Any U.S. person wishing to effect transactions in any security discussed herein should do so through BMO Capital Markets Corp. and/or BMO Nesbitt Burns Securities Ltd.

To U.K. Residents: In the UK this document is published by BMO Capital Markets Limited which is authorised and regulated by the Financial Services Authority. The contents hereof are intended solely for the use of, and may only be issued or passed on to, (I) persons who have professional experience in matters relating to investments falling within Article 19(5) of the Financial Services and Markets Act 2000 (Financial Promotion) Order 2005 (the "Order") or (II) high net worth entities falling within Article 49(2)(a) to (d) of the Order (all such persons together referred to as "relevant persons"). The contents hereof are not intended for the use of and may not be issued or passed on to, retail clients.

**ADDITIONAL INFORMATION IS AVAILABLE UPON REQUEST**

BMO Financial Group (NYSE, TSX: BMO) is an integrated financial services provider offering a range of retail banking, wealth management, and investment and corporate banking products. BMO serves Canadian retail clients through BMO Bank of Montreal and BMO Nesbitt Burns. In the United States, retail clients are served through Harris N.A. Investment and corporate banking services are provided in Canada and the US through BMO Capital Markets.

BMO Capital Markets is a trade name used by BMO Financial Group for the wholesale banking businesses of Bank of Montreal, Harris N.A. and BMO Ireland Plc, and the institutional broker dealer businesses of BMO Capital Markets Corp. (Member SIPC), BMO Nesbitt Burns Trading Corp. and BMO Capital Markets GKST Inc. (Member SIPC) in the U.S., BMO Nesbitt Burns Inc. (Member Canadian Investor Protection Fund) in Canada, Europe and Asia, BMO Nesbitt Burns Securities Limited (U.S. registered and member of FINRA), and BMO Nesbitt Burns Ltée./Ltd. (Member Canadian Investor Protection Fund) in Canada, and BMO Capital Markets Limited in Europe and Australia. "Nesbitt Burns" is a registered trademark of BMO Nesbitt Burns Corporation Limited, used under license. "BMO Capital Markets" is a trademark of Bank of Montreal, used under license. "BMO (M-Bar roundel symbol)" is a registered trademark of Bank of Montreal, used under license.

® Registered trademark of Bank of Montreal in the United States, Canada and elsewhere.  
TM Trademark Bank of Montreal

©COPYRIGHT 2011 BMO CAPITAL MARKETS CORP.

A member of **BMO**  **Financial Group**