

**BEFORE THE PUBLIC UTILITIES COMMISSION
OF THE STATE OF CALIFORNIA**

Rulemaking Regarding Whether, or Subject
to What Conditions, the Suspension of Direct
Access May Be Lifted Consistent with
Assembly Bill 1X and Decision 01-09-060.

Rulemaking 07-05-025
(Filed May 24, 2007)

NOTICE OF EX PARTE COMMUNICATIONS

Pursuant to Rule 8.4 of the Rules of Practice and Procedure of the California Public Utilities Commission (“Commission”), the Marin Energy Authority (“MEA”), City and County of San Francisco (“CCSF”), Retail Energy Supply Association (“RESA”), the Alliance for Retail Energy Markets (“AREM”) and the Direct Access Customer Coalition (“DACC”) provide the following joint notice of ex parte communications. On Friday, September 16, 2011, three ex parte meetings were held with Damon Franz, advisor to President Peevey, Bishu Chatterjee, advisor to Commissioner Simon and Stephen St. Marie, advisor to Commissioner Sandoval. The meetings were held from 11:00 to 11:30, 11:30 to 12:00 and 2:00 to 2:30, respectively.

The meetings were initiated by Daniel Douglass, counsel to AREM and DACC, who was joined by Elizabeth Rasmussen of MEA, Jeanne Sole and Michael Campbell of CCSF and Sue Mara of RESA. Representing DACC were Chris Hendrix of Walmart, Dirk van Ulden of the University of California, Len Pettis of the California State University and Michael Rochman of the School Project for Utility Rate Reduction. The meetings occurred at the office of the Commission at 505 Van Ness Avenue, San Francisco, and each lasted for approximately thirty minutes.

The purpose of the meetings was to discuss the proposed decision (“PD”) issued in this docket on August 23, 2011. Using the attached document as a conversation guide, the discussion

first focused on issues pertaining to the Power Charge Indifference Amount (“PCIA”). It was noted that the Joint Parties’ proposal properly values renewables in the IOU portfolio. Opposition was expressed to the element of the proposed RPS adder that ascribes 32% of the adder to a DOE premium that significantly understates the value of wholesale RPS renewables in California, and in fact does not even purport to measure this metric. Ms. Rasmussen provided a copy of the attached DOE’s Green Pricing table and explained how inaccurate it was with regard to MEA’s actual costs for renewable power. General support was expressed for the PCIA aspects of the PD, with a recommendation that the RPS adder be revised to eliminate the DOE premium element and that the Commission move to approve the PCIA revisions.

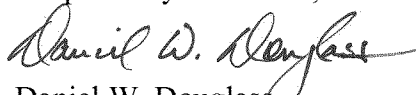
Turning next to the financial security requirement (“FSR”) for electric service providers (“ESPs”), the parties expressed significant concerns with the PD’s misinterpretation of the relevant statute, the extreme volatility of the adopted formula for calculating the FSR and the exorbitant costs that would be imposed on and severely damage the direct access market. It was recommended that a revised alternate PD should adopt the Joint Parties’ proposal for having involuntarily returned customers placed on the temporary bundled service rate as a means of keeping the FSR at a more reasonable level. It was also noted that the PD’s requirement that any third party guarantor must be AA-rated is also unnecessary, adds more to the cost of the FSR and will make it very difficult for ESPs to find qualifying guarantors. It was recommended that investment grade standing should be sufficient and an investment grade corporate parent should be eligible to serve as a guarantor. As an option, the participants also suggested a subsequent phase of the proceeding to consider the impact of the proposed FSR on ESPs and the adoption of a reasonable alternative that will not create barriers to entry for ESPs.

Ms. Mara presented a document (copy attached) that summarized security requirements for retail providers in other states with competitive markets. She also offered two graphs that

compared competitive market states with respect to the percentage of statewide load that has switched to direct access and the number of registered providers in each state. The purpose of the graphs were to illustrate the fact that despite the fact that California was the first state in the country to permit retail competition, it has gradually adopted barriers that are unfriendly to retail competition and discourage competition. The FSR proposal would be an additional and substantial barrier to competition that will harm competitive choice significantly

MEA and CCSF also expressed concern that the financial security requirement currently under consideration in the direct access docket should not in any event be made applicable to community choice aggregators (“CCAs”). The history of the CCA settlement on the financial security requirement was discussed, with MEA and CCSF noting that neither were parties to the settlement for the CCA bond amount filed with the Commission on June 24, 2009, in proceeding R.03-10-003. It was pointed out that the Commission needs to consider the financial security requirement for CCAs in R.03-10-003 and that the proposal under consideration in the direct access docket would be highly burdensome, costly, problematical and unnecessary.

Respectfully submitted,



Daniel W. Douglass
DOUGLASS & LIDDELL
21700 Oxnard Street, Suite 1030
Woodland Hills, CA 91367
Telephone: (818) 961-3001
Facsimile: (818) 961-3004
Email: douglass@energyattorney.com

Attorneys for
ALLIANCE FOR RETAIL ENERGY MARKETS
DIRECT ACCESS CUSTOMER COALITION
MARIN ENERGY AUTHORITY

AND ON BEHALF OF THE
CITY AND COUNTY OF SAN FRANCISCO AND
THE RETAIL ENERGY SUPPLY ASSOCIATION

September 21, 2011

	Corp., Farmers Electric Cooperative Corp., First Electric Cooperative Corp., Mississippi County Electric Cooperative, Inc., North Arkansas Electric Cooperative, Inc., Ouachita Electric Cooperative Corp., Ozarks Electric Cooperative Corp., Petit Jean Electric Cooperative Corp., Rich Mountain Electric Cooperative, Inc., Southwest Arkansas Electric Cooperative Corp., South Central Arkansas Electric Cooperative, Inc., Woodruff Electric Cooperative Corp.				
CA	Anaheim Public Utilities	Sun Power for the Schools	PV	2002	Contribution
CA	Anaheim Public Utilities	Green Power for the Grid	wind, landfill gas	2002	1.5¢/kWh
CA	Burbank Water and Power	Green Energy Champion	various	2007	2.0¢/kWh
CA	Los Angeles Department of Water and Power	Green Power for a Green LA	wind, landfill gas	1999	3.0¢/kWh
CA	Marin Energy Authority: City of Belvedere, Town of Fairfax, County of Marin, City of Mill Valley, Town of San Anselmo, City of San Rafael, City of Sausalito, Town of Tiburon	Light Green	25% renewable	2008	0.0¢/kWh
CA	Marin Energy Authority: City of Belvedere, Town of Fairfax, County of Marin, City of Mill Valley, Town of San Anselmo, City of San Rafael, City of Sausalito, Town of Tiburon	Deep Green	100% renewable	2010	1.0¢/kWh
CA	PacifiCorp: Pacific Power	Blue Sky Block	wind	2000	1.95¢/kWh
CA	Palo Alto Utilities / 3Degrees	Palo Alto Green	wind, PV	2003 / 2000	1.5¢/kWh
CA	Pasadena Water & Power	Green Power	wind	2003	2.5¢/kWh
CA	Roseville Electric	Green Roseville	wind, PV	2005	1.5¢/kWh
CA	Sacramento Municipal Utility District	Greenergy	wind, landfill gas, hydro, PV	1997	1.0¢/kWh or \$6/month
CA	Sacramento Municipal Utility District	SolarShares	PV	2007	5.0¢kWh or \$30/month
CA	Silicon Valley Power / 3Degrees	Santa Clara Green Power	wind, PV	2004	1.5¢/kWh
CA	Truckee Donner PUD	Voluntary Renewable Energy Certificates Program	wind	2008	2.0¢/kWh
CO	Colorado Springs Utilities	Green Power	wind	1999	3.0¢/kWh
CO	Colorado Springs Utilities	Renewable Energy Certificates Program	wind and geothermal	2008	0.34¢/kWh
CO	Holy Cross Energy	Wind Power Pioneers	wind	1998	1.5¢/kWh
CO	Holy Cross Energy	Local Renewable Energy Pool	small hydro, PV	2002	2.33¢/kWh
CO	Intermountain Rural Electric Association / Sterling Planet	National Wind	wind	2006	1.0¢/kWh
CO	Intermountain Rural Electric Association / Sterling Planet	National Solar	solar	2006	5.5¢/kWh
CO	Platte River Power Authority: Estes Park, Fort Collins Utilities, Longmont Power & Communications, Loveland Water & Power	Wind Energy Premium	wind	1999	1.0¢/kWh-2.5¢/kWh
CO	Tri-State Generation & Transmission : Delta-Montrose Electric Association, Empire Electric Association, Inc., Gunnison County Electric Association, Inc., Highline Electric Association, La Plata Electric Association, Inc., Morgan County Rural Electric Association, Mountain Parks Electric, Inc., Mountain View Electric Association, Inc., Poudre Valley Rural Electric Association, Inc., San Isabel Electric Association, Inc., San Luis Valley Rural Electric Cooperative, Inc., San Miguel Power Association, Inc., Sangre de Cristo Electric Association, Inc., Southeast Colorado Power Association, United Power, Inc., White River Electric Association,	Renewable Resource Power Service	wind, hydro	1998	0.8¢/kWh

	<u>Inc., Y-W Electric Association, Inc.</u>				
CO	<u>Xcel Energy</u>	<u>Renewable Energy Trust</u>	PV	1993	Contribution
CO	<u>Xcel Energy</u>	<u>WindSource</u>	wind	1997	-0.67¢/kWh
CO	<u>Yampa Valley Electric Association</u>	<u>Wind Energy Program</u>	wind	1999	0.6¢/kWh
DE	<u>Delaware Electric Cooperative</u>	<u>Renewable Energy Rider</u>	landfill gas	2006	0.2¢/kWh
FL	<u>City of Tallahassee/Sterling Planet</u>	<u>Green for You</u>	biomass, PV	2002	1.6¢/kWh
FL	<u>City of Tallahassee/Sterling Planet</u>	<u>Green for You</u>	PV only	2002	11.6¢/kWh
FL	<u>Gainesville Regional Utilities</u>	<u>GRUgreen Energy</u>	landfill gas, wind, PV	2003	2.0¢/kWh
FL	<u>Keys Energy Services / Sterling Planet</u>	<u>GO GREEN: USA Green</u>	wind, biomass, PV	2004	1.60¢/kWh
FL	<u>Keys Energy Services / Sterling Planet</u>	<u>GO GREEN: Florida Ever Green</u>	solar hot water, PV, biomass	2004	2.75¢/kWh
FL	<u>PowerSouth Energy Cooperative: CHELCO, Escambia River Electric Cooperative, Gulf Coast Electric Cooperative, West Florida Electric Cooperative</u>	<u>Green Power Choice</u>	landfill gas	2006	2.0¢/kWh
FL	<u>Tampa Electric Company (TECO)</u>	<u>Renewable Energy</u>	PV, landfill, biomass co-firing (wood)	2001	2.5¢/kWh
FL	<u>Utilities Commission City of New Smyrna Beach</u>	<u>Green Fund</u>	local PV projects	1999	Contribution
GA	<u>Georgia Electric Membership Corporation (35 of 42 coops offer program): Altamaha EMC, Amicalola EMC, Canoochee EMC, Carroll EMC, Central Georgia EMC, Cobb EMC, Coastal Electric, Colquitt EMC, Coweta-Fayette EMC, Diverse Power, Flint Energies, Grady EMC, GreyStone Power, Habersham EMC, Hart EMC, Irwin EMC, Jackson EMC, Jefferson Energy, Little Ocmulgee EMC, Middle Georgia EMC, Mitchell EMC, Ocmulgee EMC, Oconee EMC, Planters EMC, Rayle EMC, Sawnee EMC, Slash Pine EMC, Snapping Shoals EMC, Southern Rivers Energy, Sumter EMC, Three Notch EMC, Tri-County EMC, Upson EMC, Walton EMC, Washington EMC</u>	<u>Green Power EMC</u>	landfill gas, PV in schools	2001	2.0¢/kWh-3.3¢/kWh
GA	<u>Georgia Power</u>	<u>Green Energy</u>	landfill gas, solar	2006	3.5¢/kWh
GA	<u>TVA: Blue Ridge Mountain EMC, North Georgia EMC, Tri-State EMC</u>	<u>Green Power Switch</u>	landfill gas, PV, wind	2000	2.67¢/kWh
HI	<u>Hawaiian Electric</u>	<u>Sun Power for Schools</u>	PV in schools	1997	Contribution
HI	<u>Kauai Island Utility Cooperative</u>	<u>Green Rate</u>	distributed renewable energy systems	TBD	TBD
ID	<u>Avista Utilities</u>	<u>Buck-A-Block</u>	wind	2002	0.33¢/kWh
ID	<u>Idaho Power</u>	<u>Green Power Program</u>	various	2001	0.98¢/kWh
ID	<u>PacifiCorp: Rocky Mountain Power</u>	<u>Blue Sky</u>	wind	2003	0.71¢/kWh-1.94¢/kWh
ID	<u>Vigilante Electric Cooperative</u>	<u>Alternative Renewable Energy Program</u>	wind	2003	1.1¢/kWh
IL	<u>City of Naperville / Community Energy</u>	<u>Renewable Energy Option</u>	wind, small hydro, PV	2005	2.5¢/kWh
IL	<u>City of St. Charles/ComEd and Community Energy, Inc.</u>	<u>Green Power Program</u>	wind, landfill gas	2003	1.2¢/kWh
IL	<u>Dairyland Power Cooperative: Jo-Carroll Energy/Elizabeth</u>	<u>Evergreen Renewable Energy Program</u>	landfill gas, biogas, hydro, wind	1997	1.5¢/kWh
IL	<u>Wabash Valley Power Association (7 of 27 coops offer program): Boone REMC, Hendricks Power Cooperative, Kankakee Valley REMC, Miami-Cass REMC, Tipmont REMC, White County REMC, Northeastern REMC</u>	<u>EnviroWatts</u>	wind, landfill gas	2000	0.9¢/kWh-1.0¢/kWh
IN	<u>Duke Energy</u>	<u>GoGreen Power</u>	wind, PV, landfill gas, digester gas	2001	2.5¢/kWh

IN	Hoosier Energy (6 of 17 coops offer program): Daviess-Martin County REMC, Decatur County REMC, Henry County REMC, South Central Indiana REMC, Southeastern Indiana REMC, Utilities District of Western Indiana REMC	EnviroWatts	landfill gas	2001	2.0¢/kWh-4.0¢/kWh
IN	Indianapolis Power & Light	Green Power Option	wind	1998	0.35¢/kWh
IN	Wabash Valley Power Association (7 of 27 coops offer program): Boone REMC, Hendricks Power Cooperative, Kankakee Valley REMC, Miami-Cass REMC, Tipmont REMC, White County REMC, Northeastern REMC	EnviroWatts	wind, landfill gas	2000	0.9¢/kWh-1.0¢/kWh
IA	Alliant Energy	Second Nature	landfill gas, wind	2001	2.0¢/kWh
IA	Associated Electric Cooperative, Inc.; Access Energy Cooperative, Chariton Valley Electric Cooperative, Southern Iowa Electric Cooperative	varies by utility	biomass, wind	2003	2.0¢/kWh-3.5¢/kWh
IA	Basin Electric Power Cooperative: Lyon Rural, Harrison County, Nishnabotna Valley Cooperative, Northwest Rural Electric Cooperative, Western Iowa	Prairie Winds	wind	2000	0.5¢/kWh
IA	Cedar Falls Utilities	Harvest the Wind	wind	2000	2.5¢/kWh
IA	Central Iowa Power Cooperatives (all 12 coops/1 muni): Maquoketa Valley Electric Cooperative, Eastern Iowa REC, East-Central Iowa REC, Linn County REC, Pella, TIP Rural Electric Cooperative, Clarke Electric Cooperative, Midland Power Cooperative, Guthrie County REC, Farmers Electric Cooperative, Southwest Iowa REC, Consumer Energy, South Iowa Municipal Electric Cooperative Association	Wind Power	wind	2006	1.5¢/kWh-2.5¢/kWh
IA	Corn Belt Power Cooperatives (5 of 11 coops offer program): Butler County REC, Franklin REC, Grundy County REC, Humboldt County REC, Sac County REC	Energy Wise Renewables	wind	2003	1.5¢/kWh
IA	Dairvland Power Cooperative: Allamakee-Clayton/Postville, Hawkeve Tri-County/Cresco, Heartland Power/Thompson & St. Ansgar	Evergreen Renewable Energy Program	hydro, wind, landfill gas, biogas	1998	3.0¢/kWh
IA	Farmers Electric Cooperative	Green Power Project	biodiesel, wind	2004	Contribution
IA	Iowa Association of Municipal Utilities (84 of 137 munis offer program) Afton, Algona, Alta Vista, Aplington, Auburn, Bancroft, Bellevue, Bloomfield, Breda, Brooklyn, Buffalo, Burt, Callender, Carlisle, Cascade, Coggon, Coon Rapids, Corning, Corwith, Danville, Dayton, Durant, Dysart, Earlville, Eldridge, Ellsworth, Estherville, Fairbank, Farnhamville, Fontanelle, Forest City, Gowrie, Grafton, Grand Junction, Greenfield, Grundy Center, Guttenberg, Hopkinton, Hudson, Independence, Keosauqua, La Porte City, Lake Mills, Lake View, Laurens, Lenox, Livermore, Maquoketa, Marathon, McGregor, Milford, Montezuma, Mount Pleasant, Neola, New Hampton, Ogden, Orient, Osage, Panora, Pella, Pocahontas, Preston, Readlyn, Rockford, Sabula, Sergeant Bluff, Sibley, Spencer, Stanhope, State Center, Stratford, Strawberry Point, Stuart, Tipton, Villisca, Vinton, Webster City, West Bend, West Liberty, West Point, Westfield, Whittemore, Wilton, Winterset	Green City Energy	wind, biomass, PV	2003	Varies by utility
IA	MidAmerican Energy	Renewable Advantage	wind	2004	Contribution
IA	Missouri River Energy Services: Alton, Atlantic, Denison, Fontanelle, Hartley, Hawarden, Kimballton, Lake Park, Manilla,	RiverWinds	wind	2003	2.0¢/kWh-2.5¢/kWh

	Orange City, Paullina, Primghar, Remsen, Rock Rapids, Sanborn, Shelby, Sioux Center, Woodbine				
IA	Muscatine Power and Water	Solar Muscatine	PV	2004	Contribution
IA	Waverly Light & Power	Green Power Choice	wind	2003	Contribution
IA	Waverly Light & Power	Iowa Energy Tags	wind	2001	2.0¢/kWh
KY	Big Rivers Electric Corporation; Jackson Purchase Energy Corporation; Kenergy Corporation; Meade County Rural Electric Cooperative Corporation	Renewable Resources Energy (EnviroWatts)	100% biomass	2007	3.65¢/kWh
KY	E.ON U.S.; Louisville Gas and Electric Co.; Kentucky Utilities Co.	Green Energy	100% KY Low Impact Hydro Institute-Certified hydro	2007	1.3¢/kWh-1.67¢/kWh
KY	East Kentucky Power Cooperative; Blue Grass Energy; Clark, Cumberland, Fleming-Mason, Grayson, Inter-County Energy, Jackson, Licking Valley, Nolin, Owen Electric, Salt River, Shelby, South Kentucky	EnviroWatts	landfill gas	2002	2.75¢/kWh
KY	TVA; Bowling Green Municipal Utilities; Franklin Electric Plant Board; Hopkinsville Electric System; Murray Electric System; Pennyrile Rural Electric Coop; Russellville Electric Plant Board; Tri-County Electric; Warren Rural Electric Coop	Green Power Switch	landfill gas, PV, wind	2000	2.67¢/kWh
LA	Entergy Gulf States	Green Pricing Program	biomass	2007	2.5¢/kWh
MA	Braintree Electric Light Department	BGreen	solar and wind	2009	2.0¢/kWh
MA	Concord Municipal Light Plant (CMLP)	Green Power	hydro	2004	3.0¢/kWh
MA	NSTAR	NSTAR Green	wind	2008	0.8¢/kWh-1.45¢/kWh
MA	Shrewsbury Electric and Cable Operations	SELCO GreenLight	wind	2007	6.67¢/kWh
MI	Consumers Energy	Green Generation	68% wind, 32% landfill gas	2005	1.67¢/kWh
MI	DTE Energy	GreenCurrents	wind, biomass	2007	2.0¢/kWh-2.5¢/kWh
MI	Lansing Board of Water and Light	GreenWise Electric Power	landfill gas, small hydro	2001	3.0¢/kWh
MI	Upper Peninsula Power Company	NatureWise	wind, landfill gas and animal waste methane	2004	1.4¢/kWh
MI	Wabash Valley Power Association (7 of 27 coops offer program); Boone REMC, Hendricks Power Cooperative, Kankakee Valley REMC, Miami-Cass REMC, Tipmont REMC, White County REMC, Northeastern REMC	EnviroWatts	wind, landfill gas	2000	0.9¢/kWh-1.0¢/kWh
MI	We Energies	Energy for Tomorrow	wind, landfill gas, hydro	2000	2.04¢/kWh
MN	Alliant Energy	Second Nature	landfill gas, wind	2002	2.0¢/kWh
MN	Basin Electric Power Cooperative; Minnesota Valley Electric Coop, Sioux Valley Southwestern	Prairie Winds	wind	2002	0.5¢/kWh
MN	Central Minnesota Municipal Power Agency; Blue Earth, Delano, Glencoe, Granite Falls, Janesville, Kenyon, Lake Crystal, Madelia, Mt. Lake, New Ulm, Sleepy Eye, Springfield, Truman, and Windom	Green Energy Program	wind, landfill gas	2000	1.5¢/kWh-2.5¢/kWh
MN	Dairyland Power Cooperative; Freeborn-Mower Cooperative / Albert Lea, People's / Rochester, Tri-County / Rushford	Evergreen Renewable Energy Program	hydro, wind, landfill gas, biogas	1998	1.5¢/kWh
MN	Great River Energy (all 28 coops offer program); Agralite, Arrowhead, BFNCO Electric, Brown County Rural Electric, Connexus Energy, Co-op Light & Power, Crow Wing Power, Dakota Electric Association, East Central	Wellspring Renewable Wind Energy Program	wind	1998	1.55¢/kWh-2.0¢/kWh

	Electric Association, Federated Rural Electric, Goodhue County, Itasca Mantrap Cooperative, Kandivohi Power Cooperative, Lake Country Power, Lake Region Electric Cooperative, McLeod Cooperative Power, Meeker Cooperative Light & Power, Mille Lacs Electric Cooperative, Minnesota Valley, Nobles Cooperative Electric, North Itasca, Redwood Electric Cooperative, Runestone Electric, South Central Electric Association, Stearns Electric, Steele-Waseca, Todd-Wadena, Wright-Hennepin Electric				
MN	Minnesota Power	WindSense	wind	2002	2.5¢/kWh
MN	Minnkota Power Cooperative: Beltrami, Clearwater Polk, North Star, PKM, Red Lake, Red River, Roseau, Wild Rice; Northern Municipal Power Agency (10 municipals)	Infinity Wind Energy	wind	1999	0.5¢/kWh
MN	Missouri River Energy Services: Adrian, Alexandria, Barnesville, Benson, Breckenridge, Detroit Lakes, Elbow Lake, Henning, Jackson, Lakefield, Lake Park, Luverne, Madison, Moorhead, Ortonville, St. James, Sauk Centre, Staples, Wadena, Westbrook, Worthington	RiverWinds	wind	2002	2.0¢/kWh-2.5¢/kWh
MN	Moorhead Public Service	Capture the Wind	wind	1998	1.5¢/kWh
MN	Otter Tail Power Company	TailWinds	wind	2002	1.6¢/kWh
MN	Xcel Energy	WindSource	wind	2003	2.0¢/kWh
MS	TVA: 4-County Electric Power Association, Alcorn Electric Power Association, Central Electric Power Association, Columbus Light & Water, North East Mississippi Electric Power Association, Northcentral MS EPA, City of Okolona Electric Dept., City of Oxford Electric Dept., Starkville Electric System, Tallahatchie Valley EPA, Tippah Electric Power Association, Tishomingo County Electric Power Association, Tupelo Water & Light Department	Green Power Switch	landfill gas, PV, wind	2000	2.67¢/kWh
MO	AmerenUE / 3Degrees	Pure Power	75% wind, 25% other renewables	2007	1.5¢/kWh
MO	Associated Electric Cooperative, Inc.; Black River Electric Cooperative, Boone Electric Cooperative, Callaway Electric Cooperative, Co-Mo Electric Cooperative, Crawford Electric Cooperative, Cuivre River Electric Cooperative, Howell-Oregon Electric Cooperative, Intercounty Electric Cooperative, LaClede Electric Cooperative, Lewis County Rural Electric Cooperative, Macon Electric Cooperative, White River Valley Electric Cooperative	varies by utility	biomass, wind	2003	2.0¢/kWh-3.5¢/kWh
MO	City Utilities of Springfield	WindCurrent	wind	2000	5.0¢/kWh
MO	Wabash Valley Power Association (7 of 27 coops offer program): Boone REMC, Hendricks Power Cooperative, Kankakee Valley REMC, Miami-Cass REMC, Tipmont REMC, White County REMC, Northeastern REMC	EnviroWatts	wind, landfill gas	2000	0.9¢/kWh-1.0¢/kWh
MT	Basin Electric Power Cooperative, Flathead Electric Coop, Lower Yellowstone, Powder River Energy	Prairie Winds	wind	2000	0.5¢/kWh
MT	Northwestern Energy	E+ Green	wind, PV	2003	2.0¢/kWh
MT	Park Electric Cooperative	Green Power Program	various renewables	2002	1.02¢/kWh
MT	Southern Montana Electric Generation and Transmission Cooperative (5 coops offer program): Fergus Electric, Yellowstone Valley, Bear Tooth Electric, Mid Yellowstone, and Tongue River	Environmentally Preferred Power	wind, hydro	2002	1.05¢/kWh

MT	Tri-State Generation & Transmission: Big Horn Rural Electric Company	Renewable Resource Power Service	wind, hydro	2001	0.8¢/kWh
MT	Vigilante Electric Cooperative	Alternative Renewable Energy Program	wind	2003	1.1¢/kWh
NE	Omaha Public Power District	Green Power Program	landfill gas, wind	2002	3.0¢/kWh
NE	Tri-State Generation & Transmission: Chimney Rock Public Power District, Highline Electric Association, Northwest Rural Public Power District	Renewable Resource Power Service	wind, hydro	2001	0.8¢/kWh
NV	Deseret Power: Mt. Wheeler Power Cooperative	GreenWay	various	2005	1.95¢/kWh
NV	NV Energy	Desert Research Institute's GreenPower Program	PV on schools	Unknown	Contribution
NM	El Paso Electric	Renewable Energy Tariff	wind	2003	2.28¢/kWh
NM	Los Alamos Department of Public Utilities	Green Power	wind	2005	1.8¢/kWh
NM	Navopache Electric Cooperative	Voluntary Renewable Energy Program	TBD	2008	4.0¢/kWh
NM	Public Service of New Mexico	PNM Sky Blue	wind	2003	1.1¢/kWh
NM	Tri-State Generation & Transmission: Central New Mexico Electric Cooperative, Inc., Columbus Electric Cooperative, Inc., Continental Divide Electric Cooperative, Inc., Jemez Mountains Electric Cooperative, Inc., Kit Carson Electric Cooperative, Inc., Mora-San Miguel Electric Cooperative, Inc., Navopache Electric Cooperative, Northern Rio Arriba Electric Cooperative, Otero County Electric Cooperative, Inc., Sierra Electric Cooperative, Inc., Socorro Electric Cooperative, Inc., Southwestern Electric Cooperative, Inc., Springer Electric Cooperative, Inc.	Renewable Resource Power Service	wind, hydro	2001	0.4¢/kWh-2.5¢/kWh
NM	Xcel Energy	WindSource	wind	1999	3.0¢/kWh
NC	Dominion North Carolina Power	NC GreenPower	biomass, hydro, landfill gas, PV, wind	2003	2.5¢/kWh-4.0¢/kWh
NC	Duke Energy	NC GreenPower	biomass, hydro, landfill gas, PV, wind	2003	2.5¢/kWh-4.0¢/kWh
NC	Electricities: City of Albemarle, Town of Apex, City of Concord, Town of Cornelius, Fayetteville PWC, Town of Granite Falls, Greenville Utilities, City of High Point, Town of Huntersville, City of Kinston, City of Laurinburg, City of Lexington, City of Monroe, City of New Bern, City of Newton, City of Shelby, City of Statesville, Town of Wake Forest, City of Washington, Town of Waynesville, City of Wilson-Wilson Energy	NC GreenPower	biomass, hydro, landfill gas, PV, wind	2003	2.5¢/kWh-4.0¢/kWh
NC	NC Electric Cooperatives (22 of 27 coops offer program): Albemarle Electric Membership Corp., Blue Ridge Electric Membership Corp., Brunswick Electric Membership Corp., Carteret Craven Electric Coop., Central Electric Membership Corp., Edgecombe-Martin County Electric Membership Corp., EnergyUnited, Four County Electric Membership Corp., French Broad Electric Membership Corp., Haywood Electric Membership Corp., Jones-Onslow Electric Membership Corp., Lumbee River Electric Membership Corp., Pee Dee Electric Membership Corp., Piedmont Electric Membership Corp., Randolph Electric Membership Corp., Roanoke Electric Membership Corp., Rutherford Electric Membership Corp., Surry Yadkin Electric	NC GreenPower	biomass, hydro, landfill gas, PV, wind	2003	2.5¢/kWh-4.0¢/kWh

	Membership Corp., Tideland Electric Membership Corp., Tri-County Electric Membership Corp., Union Power Cooperative, Wake Electric Membership Corp.				
NC	Progress Energy / CP&L	NC GreenPower	biomass, hydro, landfill gas, PV, wind	2003	2.5¢/kWh-4.0¢/kWh
NC	TVA: Mountain Electric Cooperative	Green Power Switch	landfill gas, PV, wind	2000	2.67¢/kWh
ND	Basin Electric Power Cooperative: Burke Divide, Capital, Dakota Valley, KEM Electric Coop, Oliver Mercer Electric Coop, McKenzie Electric Coop, Montrail Williams, Mor-gran-sou Electric Coop, North Central Electric Coop, Northern Plains, Slope Electric Coop, Verendrye, West Plains	PrairieWinds	wind	2000	0.5¢/kWh
ND	Minnkota Power Cooperative: Cass County Electric, Cavalier Rural Electric, Nodak Electric; Northern Municipal Power Agency (2 municipals)	Infinity Wind Energy	wind	1999	0.5¢/kWh
ND	Missouri River Energy Services: City of Lakota	RiverWinds	wind	2002	2.0¢/kWh-2.5¢/kWh
OH	American Municipal Power-Ohio / Green Mountain Energy: City of Bowling Green, Cuyahoga Falls, Westerville, Wyandotte, Yellow Springs	Nature's Energy	small hydro, landfill gas, wind	2003	1.3¢/kWh-1.5¢/kWh
OH	Buckeye Power (Ohio Rural Electric Cooperatives)	EnviroWatts	landfill gas	2006	2.0¢/kWh
OH	Dayton Power & Light	Green Connect	various	2008	1.0¢/kWh
OH	Duke Energy	GoGreen Power	wind, PV, landfill gas, digester gas	2001	2.5¢/kWh
OH	FirstEnergy: Ohio Edison Company	Green Resource Program	various	2007	0.5¢/kWh
OH	FirstEnergy: The Cleveland Electric Illuminating Company	Green Resource Program	various	2007	0.5¢/kWh
OH	FirstEnergy: The Toledo Edison	Green Resource Program	various	2007	0.5¢/kWh
OH	Wabash Valley Power Association (7 of 27 coops offer program): Boone REMC, Hendricks Power Cooperative, Kankakee Valley REMC, Miami-Cass REMC, Tipmont REMC, White County REMC, Northeastern REMC	EnviroWatts	wind, landfill gas	2000	0.9¢/kWh-1.0¢/kWh
OK	Associated Electric Cooperative, Inc.: Central Rural Electric Cooperative	varies by utility	biomass, wind	2003	2.0¢/kWh-3.5¢/kWh
OK	QG&E Electric Services	QG&E Wind Power	wind	2003	-0.246¢/kWh
OK	Oklahoma Municipal Power Authority: Tonkawa, Altus, Frederick, Okeene, Prague Municipal Utilities and Edmond Electric	Pure & Simple	wind	2004	1.8¢/kWh (-0.45¢/kWh Edmond)
OK	Public Service Company of Oklahoma	WindChoice	100% wind	2011	1.72¢/kWh
OK	Western Farmers Electric Cooperative (19 of 19 coops offer program): Alfalfa Electric Cooperative, Caddo Electric Cooperative, Canadian Valley Electric Cooperative, Choctaw Electric Cooperative, Cimmaron Electric Cooperative, Cotton Electric Cooperative, East Central Oklahoma Electric Cooperative, Harmon Electric Cooperative, Kay Electric Cooperative, Kiamichi Electric Cooperative, Kiwash Electric Cooperative, Northfork Electric Cooperative, Northwestern Electric Cooperative, Oklahoma Electric Cooperative, People's Electric Cooperative, Red River Valley Rural Electric Cooperative, Rural Electric Cooperative, Southeastern Electric Cooperative, Southwest Rural Electric Cooperative	WindWorks	wind	2004	0.5¢/kWh
OR	City of Ashland / Bonneville Environmental Foundation	Renewable Pioneers	PV, wind	2003	2.0¢/kWh

OR	Columbia River PUD	Choice Energy	wind	2005	1.5¢/kWh
OR	Emerald People's Utility District/Green Mountain Energy	Choose Renewable Electricity	wind, geothermal	2003	1.2¢/kWh
OR	Eugene Water & Electric Board	EWEB Greenpower	various renewables	2007	1.0¢/kWh-1.5¢/kWh
OR	Eugene Water & Electric Board	EWEB Wind Power	wind	1999	0.91¢/kWh
OR	Idaho Power	Green Power Program	various	2001	0.98¢/kWh
OR	Midstate Electric Cooperative	Environmentally-Preferred Power	wind	1999	2.5¢/kWh
OR	Oregon Trail Electric Cooperative	Green Power	wind	2002	1.5¢/kWh
OR	PacifiCorp: Pacific Power	Blue Sky OS (Commercial Only)	wind	2004	Sliding scale depending on size
OR	PacifiCorp: Pacific Power	Blue Sky Block	wind	2000	1.95¢/kWh
OR	PacifiCorp: Pacific Power / 3Degrees	Blue Sky Habitat	wind, biomass, PV	2002	0.78¢/kWh + \$2.50/mo. donation
OR	PacifiCorp: Pacific Power / 3Degrees	Blue Sky Usage	wind, biomass, PV	2002	0.78¢/kWh
OR	Pacific Northwest Generating Cooperative: Blachly-Lane Electric Cooperative, Central Electric Cooperative, Clearwater Power, Consumers Power, Coos-Curry Electric Cooperative, Douglas Electric Cooperative, Fall River Rural Electric Cooperative, Lost River Electric Cooperative, Raft River Rural Electric Cooperative, Umatilla Electric Cooperative, West Oregon Electric Cooperative. (11 of 15 coops offer program)	Green Power	landfill gas	1998	1.8¢/kWh-2.0¢/kWh
OR	Portland General Electric Company	Clean Wind for Medium to Large Commercial & Industrial Accounts	wind	2003	1.7¢/kWh
OR	Portland General Electric Company	Clean Wind Power	wind	2002	1.75¢/kWh
OR	Portland General Electric Company / Green Mountain Energy	Green Source	existing geothermal, hydro, new wind	2002	0.8¢/kWh
OR	Portland General Electric Company / Green Mountain Energy	Renewable Future	wind	2007	1.5¢/kWh
OR	Springfield Utility Board	ECOchoice	various	2007	1.0¢/kWh
SC	Duke Energy Carolinas	Palmetto Clean Energy (PaCE)	wind, solar, landfill gas	2008	4.0¢s;/kWh
SC	Progress Energy Carolinas	Palmetto Clean Energy (PaCE)	wind, solar, landfill gas	2008	4.0¢/kWh
SC	SCE&G	Palmetto Clean Energy (PaCE)	wind, solar, landfill gas	2008	4.0¢/kWh
SC	Santee Cooper: Aiken Electric Cooperative, Berkeley Electric Cooperative, Blue Ridge Electric, Coastal Electric Cooperative, Edisto Electric Cooperative, Fairfield Electric Cooperative, Horry Electric Cooperative, Laurens Electric Cooperative, Lynches River Electric Cooperative, Marlboro Electric Cooperative, Mid-Carolina Electric Cooperative, Palmetto Electric Cooperative, Pee Dee Electric Cooperative, Santee Electric Cooperative, Tri-County Electric Cooperative, York Electric Cooperative	Green Power Program	landfill gas	2001	3.0¢/kWh
SD	Basin Electric Power Cooperative: Bon Homme-Yankton Electric Assn., Central Electric Cooperative Association, Charles Mix Electric Association, City of Elk Point, Clay-Union Electric Corporation, Codrington-Clark Electric Cooperative, Dakota Energy Cooperative, Douglas Electric Cooperative, FEM Electric Association, H-D Electric Cooperative, Kingsbury Electric Cooperative, Lyon-Lincoln Electric Cooperative, McCook Electric Cooperative, Northern Electric Cooperative, Oahe Electric Cooperative, Renville-Sibley Coop, Power Assn., Sioux Valley	Prairie Winds	wind	2000	0.5¢/kWh

	Southwestern Electric Coop. , Southeastern Electric Coop. , Union County Electric Cooperative. , Whetstone Valley Electric Cooperative. , Black Hills Electric Coop. , LaCreek Electric Coop. , West River Power Association. , Butte Electric Coop. , Cherry Todd Electric Coop. , Moreau Grand Grand Electric Cooperative. , Rosebud				
SD	Missouri River Energy Services: City of Vermillion	RiverWinds	wind	2002	2.0¢/kWh- 2.5¢/kWh
SD	Tri-State Generation & Transmission: Niobrara Electric Association, Inc.	Renewable Resource Power Service	wind, hydro	2001	0.8¢/kWh
TN	TVA: Alcoa Electric Department. , Appalachian Electric Cooperative. , Athens Utility Board. , Bristol Tennessee Electric System. , Brownsville Utility Department. , Caney Fork Electric Cooperative. , Chickasaw Electric Cooperative. , Clarksville Department of Electricity. , Cleveland Utilities. , Clinton Utilities Board. , Columbia Power & Water Systems. , Cookeville Electric Department. , Covington Electric System. , Cumberland Electric Membership Corporation. , Dickson Electric Department. , Duck River Electric Membership Corporation. , Dyersburg Electric System. , City of Elizabethton Electric System. , FPB (Chattanooga). , Erwin Utilities. , Etowah Utilities. , Fayetteville Public Utilities. , Fort Loudon Electric Cooperative. , Gallatin Department of Electricity. , Gibson Electric Membership Corporation. , Greeneville Light and Power System. , Harriman Utility Board. , Holston Electric Cooperative. , Jackson Energy Authority. , Jellico Electric & Water. , Johnson City Power Board. , Knoxville Utilities Board. , Lafollette Utilities Board. , Lawrenceburg Power System. , Lenoir City Utilities Board. , Lexington Electric System. , Loudon Utilities. , City of Maryville Electric Department. , McMinnville Electric System. , Memphis Light Gas & Water. , Meriwether Lewis Electric Cooperative. , Middle Tennessee Electric Membership Corporation. , Milan Department of Public Utilities. , Morristown Power System. , Mountain Electric Cooperative. , Murfreesboro Electric Department. , Nashville Electric Service. , Newport Utilities. , Oak Ridge Electric Department. , Paris Board of Public Utilities. , Pickwick Electric Cooperative. , Plateau Electric Cooperative. , Powell Valley Electric Cooperative. , Pulaski Electric System. , Rockwood Electric Utility. , Sequachee Valley Electric Cooperative. , Sevier County Electric System. , Shelbyville Power System. , Smithville Electric System. , Somerville Utility Department. , Southwest Tennessee Electric Membership Corporation. , Springfield Department of Electricity. , Sweetwater Utilities Board. , Tennessee Valley EC. , Tri-County Electric. , Tullahoma Utilities Board. , Union City Electric System. , Upper Cumberland Electric Membership Corporation. , Volunteer Energy Cooperative. , Weakley County Municipal Electric System. , Winchester Utilities	Green Power Switch	landfill gas, PV, wind	2000	2.67¢/kWh
TX	Austin Energy (City of Austin)	GreenChoice	wind, landfill gas	2000/1997	1.85¢/kWh
TX	Bandera Electric Cooperative	Choose-To-Renew	wind, hydro	2005	-0.114¢/kWh
TX	CPS Energy (San Antonio)	Windtricity	wind	2000	3.0¢/kWh

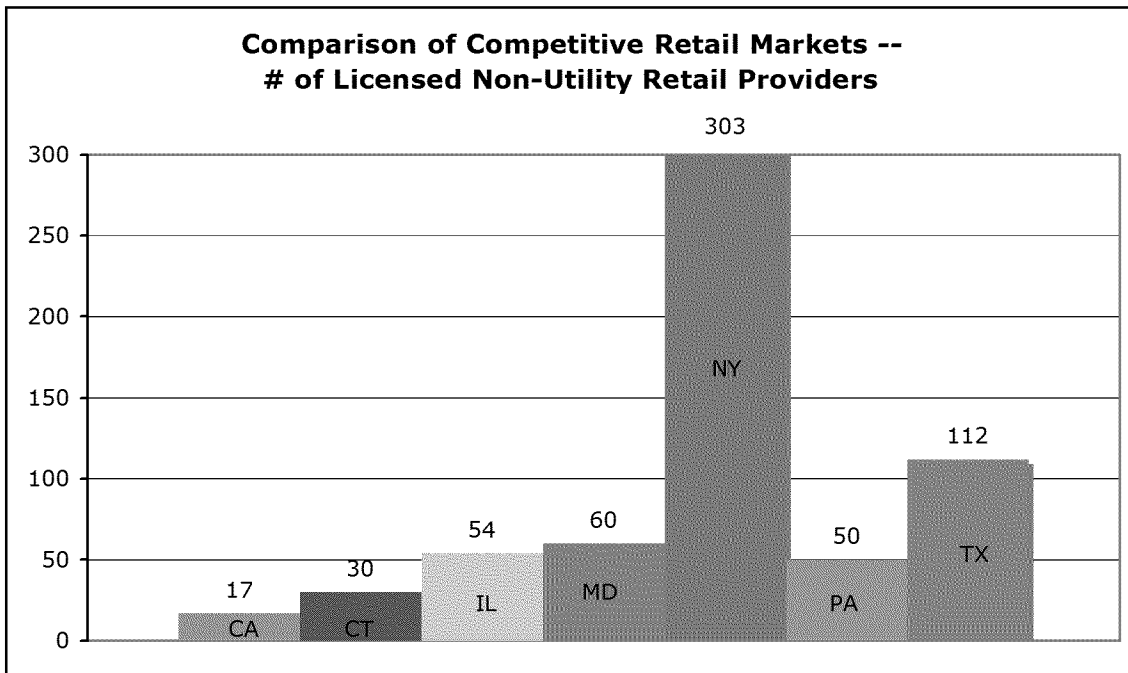
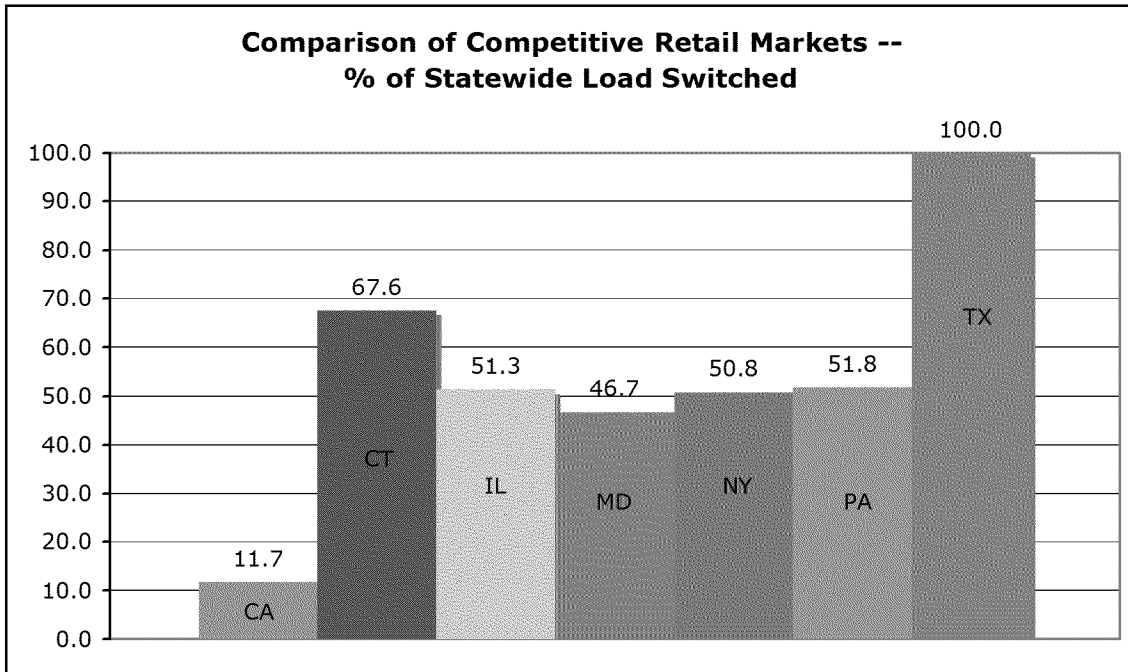
TX	College Station Utilities	Wind Watts (10%/50%/100%)	new wind	2009	TBD
TX	El Paso Electric Company	Renewable Energy Tariff	wind	2001	1.92¢/kWh
TX	Pedernales Electric Cooperative	Renewable Power	wind, hydro	2006	0.5¢/kWh
UT	City of St. George	Clean Green Power	wind, small hydro	2005	2.95¢/kWh
UT	Deseret Power	GreenWay	various	2004	1.95¢/kWh
UT	PacifiCorp: Rocky Mountain Power	Blue Sky	wind	2003	0.71¢/kWh-1.94¢/kWh
UT	PacifiCorp: Utah Power	Blue Sky	wind	2000	1.95¢/kWh
UT	Tri-State Generation & Transmission: Empire Electric Association, Inc.	Renewable Resource Power Service	wind, hydro	2001	0.8¢/kWh
VT	Central Vermont Public Service	CVPS Cow Power	biogas	2004	4.0¢/kWh
VT	Green Mountain Power	CoolHome / CoolBusiness	wind, biomass	2002	Contribution
VT	Green Mountain Power	Greener GMP	various renewables	2006	3.0¢/kWh
VA	AEP Appalachian Power	Green Pricing Option	low impact hydro	2009	1.5¢/kWh
VA	Dominion Virginia Power / 3Degrees	Dominion Green Power	biomass, low-impact hydro, solar, wind	2009	1.5¢/kWh
WA	Avista Utilities	Buck-A-Block	wind	2002	0.33¢/kWh
WA	Benton County Public Utility District	Green Power Program	landfill gas, wind, hydro	1999	Contribution
WA	Chelan County PUD	Sustainable Natural Alternative Power (SNAP)	PV, wind, micro hydro	2001	Contribution
WA	Clallam County PUD	Clallam County PUD Green Power Program	landfill gas	2001	0.69¢/kWh
WA	Clark Public Utilities	Green Lights	PV, wind	2002	1.5¢/kWh
WA	Cowlitz PUD	Renewable Resource Energy	wind, PV	2002	2.0¢/kWh
WA	Grant County PUD	Alternative Energy Resources Program	wind	2002	2.0¢/kWh
WA	Grays Harbor PUD	Green Power	wind	2002	3.0¢/kWh
WA	Lewis County PUD	Green Power Energy Rate	wind	2003	2.0¢/kWh
WA	Mason County PUD No. 3	Mason Evergreen Power	wind	2003	1.0¢/kWh
WA	Northen Wasco County PUD	Pure Power	wind	2007	2.5¢/kWh
WA	Orcas Power & Light	Go Green	wind, hydro	1999	3.5¢/kWh
WA	Pacific County PUD	Green Power	landfill gas	2002	1.05¢/kWh
WA	PacifiCorp: Pacific Power	Blue Sky Block	wind	2000	1.95¢/kWh
WA	Peninsula Light	Green by Choice	wind, hydro, biogas	2002	2.0¢/kWh
WA	Puget Sound Energy	Green Power Program	wind, PV, biogas	2002	1.25¢/kWh
WA	Seattle City Light	Seattle Green Power	PV, biogas	2002	Contribution
WA	Seattle City Light	Green Up	wind	2005	1.5¢/kWh
WA	Snohomish County Public Utility District	Planet Power	wind	2002	2.0¢/kWh
WA	Tacoma Power	EverGreen Options	wind	2000	1.2¢/kWh
WV	AEP Appalachian Power	Green Pricing Option	wind and hydro	2008	1.5¢/kWh
WV	AEP Wheeling Power	Green Pricing Option	wind and hydro	2008	2.0¢/kWh
WI	Alliant Energy	Second Nature	wind, landfill gas	2000	2.0¢/kWh
WI	Dairyland Power Cooperative: Barron Electric, Bayfield/ Iron River, Chippewa / Cornell Valley, Clark / Greenwood, Dunn / Menomonee, Eau Claire / Fall Creek, Jackson / Black River Falls, Jump River / Ladysmith, Oakdale, Pierce-Pepin / Ellsworth, Polk-Burnett / Centuria, Price / Phillips, Richland, Riverland / Arcadia, St. Croix / Baldwin, Scenic Rivers / Lancaster, Taylor / Medford, Vernon / Westby	Evergreen Renewable Energy Program	hydro, wind, landfill gas, biogas	1998	1.5¢/kWh
WI	Great River Energy: Head of the Lakes	Wellspring Renewable Wind Energy Program	wind	1997	1.45¢/kWh-2.0¢/kWh
WI	Madison Gas & Electric	Green Power Tomorrow	wind	1999	1.0¢/kWh

WI	WPPI Energy (34 of 37 munis offer program): Algoma, Cedarburg, Florence, Kaukauna, Muscoda, Stoughton, Reedsburg, Oconomowoc, Waterloo, Whitehall, Columbus, Hartford, Lake Mills, New Holstein, Richland Center, Boscobel, Cuba City, Hustisford, Sturgeon Bay, Waunakee, Lodi, New London, Plymouth, River Falls, Sun Prairie, Waupun, Eagle River, Jefferson, Menasha, New Richmond, Prairie du Sac, Slinger, Two Rivers, Westby	Renewable Energy Program	small hydro, wind, biogas	2001	1.0¢/kWh
WI	We Energies	Energy for Tomorrow	landfill gas, PV, hydro, wind	1996	1.37¢/kWh
WI	Wisconsin Public Service	Solar Wise for Schools	PV in schools	1996	Contribution
WI	Wisconsin Public Service	NatureWise	wind, landfill gas, biogas	2002	1.25¢/kWh
WY	Basin Electric Power Cooperative: Powder River Energy	Prairie Winds	wind	2000	0.5¢/kWh
WY	Cheyenne Light, Fuel and Power Company/Bonneville Environmental Foundation	Renewable Premium Program	99% new wind, 1% new solar	2006	3.5¢/kWh
WY	Lower Valley Energy	Green Power	wind	2003	1.167¢/kWh
WY	PacifiCorp: Pacific Power	Blue Sky	wind	2000	1.95¢/kWh
WY	Tri-State Generation & Transmission: Carbon Power & Light, Inc.	Renewable Resource Power Service	wind, hydro	2001	0.8¢/kWh
WY	Yampa Valley Electric Association	Wind Energy Program	wind	1999	0.6¢/kWh
Source: National Renewable Energy Laboratory, Golden, Colorado.					
Notes: Utility green pricing programs may only be available to customers located in the utility's service territory.					

Not finding the program you were looking for? Please refer to our other tables in [Information Resources](#) or go directly to [Buying Green Power](#) page.

 [Printable Version](#)

[Green Power Network Home](#) | [EERE Home](#) | [U.S. Department of Energy](#)
[Webmaster](#) | [Web Site Policies](#) | [Security & Privacy](#) | [USA.gov](#)
Content Last Updated: 12/16/2010



SECURITY REQUIREMENTS FOR COMPETITIVE RETAIL PROVIDERS – SAMPLE STATES

State	Credit Standard (Standard & Poor's)	Financial Security Amount
CA <i>Proposed</i>	AA	Unknown -- may vary from \$100,000 to \$25 million+
CT	Not Specified	Lesser of (a) \$250,000 or (b) 5% of estimated gross receipts of one year of operation.
IL	BBB-	Varies from \$30,000 - \$300,000 depending on type of customer served.
MD	Not applicable	Proof of financial integrity. <u>I</u> f collecting deposits or pre-payments \$50,000 initially then 100% of deposits or prepayments.
NY	BBB	Must satisfy creditworthiness requirements
PA	Not applicable	Initially \$250,000; after 1 st year 10% of reported gross receipts.
TX	BBB-	Can meet rating or net worth requirements; if not may provide letter of credit of \$500,000.: