

**BEFORE THE PUBLIC UTILITIES COMMISSION
OF THE STATE OF CALIFORNIA**

Rulemaking Regarding Whether, or Subject to What Conditions, the Suspension of Direct Access May Be Lifted Consistent with Assembly Bill 1X and Decision 01-09-060.

Rulemaking 07-05-025
(Filed May 24, 2007)

LATE-FILED NOTICE OF EX PARTE COMMUNICATION

Pursuant to Rule 8.4 of the Rules of Practice and Procedure of the California Public Utilities Commission (“Commission”), the Marin Energy Authority (“MEA”), City and County of San Francisco (“CCSF”), Retail Energy Supply Association (“RESA”), the Alliance for Retail Energy Markets (“AREM”) and the Direct Access Customer Coalition (“DACC”) provide the following late-filed joint notice of ex parte communication. On Thursday, September 15, 2011, at approximately 3:30 p.m., an ex parte meeting was held with Sarah Thomas, Advisor to Comm. Mark Ferron. The meeting was initiated by Daniel Douglass, counsel to AREM and DACC, who was joined by Elizabeth Rasmussen of MEA, Jeanne Sole and Michael Campbell of CCSF and Sue Mara of RESA. The meeting occurred at the office of the Commission at 505 Van Ness Avenue, San Francisco, and lasted for approximately thirty minutes.

The purpose of the meeting was to discuss the proposed decision (“PD”) issued in this docket on August 23, 2011. Using the attached document as a conversation guide, the discussion first focused on issues pertaining to the Power Charge Indifference Amount (“PCIA”). It was noted that the Joint Parties’ proposal properly values renewables in the IOU portfolio. Opposition was expressed to the element of the proposed RPS adder that ascribes 32% of the adder to a DOE premium that significantly understates the value of wholesale RPS renewables in California, and in fact does not even purport to measure this metric. Ms. Rasmussen provided a

copy of the attached DOE's Green Pricing table and explained how inaccurate it was with regard to MEA's actual costs for renewable power. General support was expressed for the PCIA aspects of the PD, with a recommendation that the RPS adder be revised to eliminate the DOE premium element and that the Commission move to approve the PCIA revisions.


Turning next to the financial security requirement ("FSR") for electric service providers ("ESPs"), the parties expressed significant concerns with the PD's misinterpretation of the relevant statute, the extreme volatility of the adopted formula for calculating the FSR and the exorbitant costs that would be imposed on and severely damage the direct access market. It was recommended that a revised PD should adopt the Joint Parties' proposal for having involuntarily returned customers placed on the temporary bundled service rate as a means of keeping the FSR at a more reasonable level. It was also noted that the PD's requirement that any third party guarantor must be AA-rated is also unnecessary, adds more to the cost of the FSR and will make it very difficult for ESPs to find qualifying guarantors. It was recommended that investment grade standing should be sufficient and an investment grade corporate parent should be eligible to serve as a guarantor. As an option, the participants also suggested a subsequent phase of the proceeding to consider the impact of the proposed FSR on ESPs and the adoption of a reasonable alternative that will not create barriers to entry for ESPs.

Ms. Mara presented a document (copy attached) that summarized security requirements for retail providers in other states with competitive markets. She also offered two graphs that compared competitive market states with respect to the percentage of statewide load that has switched to direct access and the number of registered providers in each state. The purpose of the graphs were to illustrate the fact that despite the fact that California was the first state in the country to permit retail competition, it has gradually adopted barriers that are unfriendly to retail

competition and discourage competition. The FSR proposal would be an additional and substantial barrier to competition that will harm competitive choice significantly

MEA and CCSF also expressed concern that the financial security requirement currently under consideration in the direct access docket should not in any event be made applicable to community choice aggregators (“CCAs”). The history of the CCA settlement on the financial security requirement was discussed, with MEA and CCSF noting that neither were parties to the settlement for the CCA bond amount filed with the Commission on June 24, 2009, in proceeding R.03-10-003. It was pointed out that the Commission needs to consider the financial security requirement for CCAs in R.03-10-003 and that the proposal under consideration in the direct access docket would be highly burdensome, costly, problematical and unnecessary.

Respectfully submitted,



Daniel W. Douglass
DOUGLASS & LIDDELL
21700 Oxnard Street, Suite 1030
Woodland Hills, CA 91367
Telephone: (818) 961-3001
Facsimile: (818) 961-3004
Email: douglass@energyattorney.com

Attorneys for
ALLIANCE FOR RETAIL ENERGY MARKETS
DIRECT ACCESS CUSTOMER COALITION
MARIN ENERGY AUTHORITY

AND ON BEHALF OF THE
CITY AND COUNTY OF SAN FRANCISCO AND
THE RETAIL ENERGY SUPPLY ASSOCIATION

September 21, 2011

The Green Power Network

[About the GPN](#) [Green Power Markets](#) [Buying Green Power](#) [Leadership Awards](#) [Publications](#) [Renewable Energy RFPs](#) [Home](#)[Search](#)[Search Help](#) [More Search Options](#)[Site Map](#)
[EERE Information Center](#)**Green Pricing**[Table of Utility Programs by State](#)[List of Utilities Offering Green Power](#)[Top Ten Utility Green Power Programs](#)**Green Power Marketing**[Renewable Energy Certificates \(RECs\)](#)[Greenhouse Gas Offsets](#)[Green Power Policies](#)[Community Renewable Energy Development](#)**Green Pricing Utility Programs by State**

The table shown here summarizes utility green pricing programs by state. Please contact our [Webmaster](#) if you have more recent information regarding these or new green pricing programs.

Company and product listings do not represent endorsement by either the National Renewable Energy Laboratory or the U.S. Department of Energy.

| State-Specific Utility Green Pricing Programs (last updated August 2010) | | | | | |
|---|--|--|---|------------|--------------|
| State | Utility Name | Program Name | Type | Start Date | Premium |
| AL | Alabama Power Company | Renewable Energy Rate | biomass co-firing (wood) | 2003/2000 | 4.5¢/kWh |
| AL | PowerSouth Energy Cooperative , City of Andalusia , Baldwin Electric Membership Cooperative , City of Brundidge , Central Alabama Electric Cooperative , Clarke-Washington Electric Membership Cooperative , Coosa Valley Electric Cooperative , Covington Electric Cooperative , Dixie Electric Cooperative , City of Elba , City of Opp , Pea River Electric Cooperative , Pioneer Electric Cooperative , South Alabama Electric Cooperative , Southern Pine Electric Cooperative , Tallapoosa River Electric Cooperative , Wiregrass Electric Cooperative | Green Power Choice | landfill gas | 2006 | 2.0¢/kWh |
| AL | TVA ; City of Athens Electric Department , Cherokee Electric Coop , Cullman Electric Coop , Cullman Power Board , Decatur Utilities , Florence Utilities , Guntersville Electric Board , Hartselle Utilities , Huntsville Utilities , Joe Wheeler EMC , Marshall-DeKalb Electric Coop , Muscle Shoals Electric Board , North Alabama Electric Coop , Sand Mountain Electric Coop , Scottsboro Electric Power Board , Sheffield Utilities , Tuscumbia Electric Department | Green Power Switch | landfill gas, PV, wind | 2000 | 2.67¢/kWh |
| AK | Golden Valley Electric Association | Sustainable Natural Alternative Power (SNAP) | various local projects | 2005 | Contribution |
| AZ | Arizona Public Service | Green Choice | wind and geothermal | 2007 | 0.4¢/kWh |
| AZ | Salt River Project | EarthWise Energy | central PV, wind, landfill gas, small hydro, geothermal | 1998/2001 | 3.0¢/kWh |
| AZ | Tri-State Generation & Transmission: Columbus Electric Cooperative, Inc. | Renewable Resource Power Service | wind, hydro | 2001 | 0.8¢/kWh |
| AZ | Tucson Electric | GreenWatts | landfill gas, PV | 2000 | 10¢/kWh |
| AZ | UniSource Energy Services | GreenWatts | PV | 2004 | 10¢/kWh |
| AR | Electric Cooperatives of Arkansas: (17 distribution coops) Arkansas Valley Electric Cooperative Corp. , Ashley-Chicot Electric Cooperative, Inc. , C&I Electric Cooperative Corp. , Carroll Electric Cooperative Corp. , Clay County Electric Cooperative Corp. , Craighead Electric Cooperative | ECA Green Power | hydro | 2008 | 5.0¢/kWh |

| | | | | | |
|----|--|---|-------------------------------|-------------|-----------------------|
| | Corp., Farmers Electric Cooperative Corp., First Electric Cooperative Corp., Mississippi County Electric Cooperative, Inc., North Arkansas Electric Cooperative, Inc., Ouachita Electric Cooperative Corp., Ozarks Electric Cooperative Corp., Petit Jean Electric Cooperative Corp., Rich Mountain Electric Cooperative, Inc., Southwest Arkansas Electric Cooperative Corp., South Central Arkansas Electric Cooperative, Inc., Woodruff Electric Cooperative Corp. | | | | |
| CA | Anaheim Public Utilities | Sun Power for the Schools | PV | 2002 | Contribution |
| CA | Anaheim Public Utilities | Green Power for the Grid | wind, landfill gas | 2002 | 1.5¢/kWh |
| CA | Burbank Water and Power | Green Energy Champion | various | 2007 | 2.0¢/kWh |
| CA | Los Angeles Department of Water and Power | Green Power for a Green LA | wind, landfill gas | 1999 | 3.0¢/kWh |
| CA | Marin Energy Authority: City of Belvedere, Town of Fairfax, County of Marin, City of Mill Valley, Town of San Anselmo, City of San Rafael, City of Sausalito, Town of Tiburon | Light Green | 25% renewable | 2008 | 0.0¢/kWh |
| CA | Marin Energy Authority: City of Belvedere, Town of Fairfax, County of Marin, City of Mill Valley, Town of San Anselmo, City of San Rafael, City of Sausalito, Town of Tiburon | Deep Green | 100% renewable | 2010 | 1.0¢/kWh |
| CA | PacifiCorp: Pacific Power | Blue Sky Block | wind | 2000 | 1.95¢/kWh |
| CA | Palo Alto Utilities / 3Degrees | Palo Alto Green | wind, PV | 2003 / 2000 | 1.5¢/kWh |
| CA | Pasadena Water & Power | Green Power | wind | 2003 | 2.5¢/kWh |
| CA | Roseville Electric | Green Roseville | wind, PV | 2005 | 1.5¢/kWh |
| CA | Sacramento Municipal Utility District | Greenenergy | wind, landfill gas, hydro, PV | 1997 | 1.0¢/kWh or \$6/month |
| CA | Sacramento Municipal Utility District | SolarShares | PV | 2007 | 5.0¢kWh or \$30/month |
| CA | Silicon Valley Power / 3Degrees | Santa Clara Green Power | wind, PV | 2004 | 1.5¢/kWh |
| CA | Truckee Donner PUD | Voluntary Renewable Energy Certificates Program | wind | 2008 | 2.0¢/kWh |
| CO | Colorado Springs Utilities | Green Power | wind | 1999 | 3.0¢/kWh |
| CO | Colorado Springs Utilities | Renewable Energy Certificates Program | wind and geothermal | 2008 | 0.34¢/kWh |
| CO | Holy Cross Energy | Wind Power Pioneers | wind | 1998 | 1.5¢/kWh |
| CO | Holy Cross Energy | Local Renewable Energy Pool | small hydro, PV | 2002 | 2.33¢/kWh |
| CO | Intermountain Rural Electric Association / Sterling Planet | National Wind | wind | 2006 | 1.0¢/kWh |
| CO | Intermountain Rural Electric Association / Sterling Planet | National Solar | solar | 2006 | 5.5¢/kWh |
| CO | Platte River Power Authority: Estes Park, Fort Collins Utilities, Longmont Power & Communications, Loveland Water & Power | Wind Energy Premium | wind | 1999 | 1.0¢/kWh-2.5¢/kWh |
| CO | Tri-State Generation & Transmission : Delta-Montrose Electric Association, Empire Electric Association, Inc., Gunnison County Electric Association, Inc., Highline Electric Association, La Plata Electric Association, Inc., Morgan County Rural Electric Association, Mountain Parks Electric, Inc., Mountain View Electric Association, Inc., Poudre Valley Rural Electric Association, Inc., San Isabel Electric Association, Inc., San Luis Valley Rural Electric Cooperative, Inc., San Miguel Power Association, Inc., Sangre de Cristo Electric Association, Inc., Southeast Colorado Power Association, United Power, Inc., White River Electric Association, | Renewable Resource Power Service | wind, hydro | 1998 | 0.8¢/kWh |

| | | | | | |
|----|--|---|--|------|---------------------|
| | <u>Inc., Y-W Electric Association, Inc.</u> | | | | |
| CO | <u>Xcel Energy</u> | <u>Renewable Energy Trust</u> | PV | 1993 | Contribution |
| CO | <u>Xcel Energy</u> | <u>WindSource</u> | wind | 1997 | -0.67¢/kWh |
| CO | <u>Yampa Valley Electric Association</u> | <u>Wind Energy Program</u> | wind | 1999 | 0.6¢/kWh |
| DE | <u>Delaware Electric Cooperative</u> | <u>Renewable Energy Rider</u> | landfill gas | 2006 | 0.2¢/kWh |
| FL | <u>City of Tallahassee/Sterling Planet</u> | <u>Green for You</u> | biomass, PV | 2002 | 1.6¢/kWh |
| FL | <u>City of Tallahassee/Sterling Planet</u> | <u>Green for You</u> | PV only | 2002 | 11.6¢/kWh |
| FL | <u>Gainesville Regional Utilities</u> | <u>GRUgreen Energy</u> | landfill gas, wind, PV | 2003 | 2.0¢/kWh |
| FL | <u>Keys Energy Services / Sterling Planet</u> | <u>GO GREEN: USA Green</u> | wind, biomass, PV | 2004 | 1.60¢/kWh |
| FL | <u>Keys Energy Services / Sterling Planet</u> | <u>GO GREEN: Florida Ever Green</u> | solar hot water, PV, biomass | 2004 | 2.75¢/kWh |
| FL | <u>PowerSouth Energy Cooperative: CHELCO, Escambia River Electric Cooperative, Gulf Coast Electric Cooperative, West Florida Electric Cooperative</u> | <u>Green Power Choice</u> | landfill gas | 2006 | 2.0¢/kWh |
| FL | <u>Tampa Electric Company (TECO)</u> | <u>Renewable Energy</u> | PV, landfill, biomass co-firing (wood) | 2001 | 2.5¢/kWh |
| FL | <u>Utilities Commission City of New Smyrna Beach</u> | <u>Green Fund</u> | local PV projects | 1999 | Contribution |
| GA | <u>Georgia Electric Membership Corporation (35 of 42 coops offer program): Altamaha EMC, Amicalola EMC, Canoochee EMC, Carroll EMC, Central Georgia EMC, Cobb EMC, Coastal Electric, Colquitt EMC, Coweta-Fayette EMC, Diverse Power, Flint Energies, Grady EMC, GreyStone Power, Habersham EMC, Hart EMC, Irwin EMC, Jackson EMC, Jefferson Energy, Little Ocmulgee EMC, Middle Georgia EMC, Mitchell EMC, Ocmulgee EMC, Oconee EMC, Planters EMC, Rayle EMC, Sawnee EMC, Slash Pine EMC, Snapping Shoals EMC, Southern Rivers Energy, Sumter EMC, Three Notch EMC, Tri-County EMC, Upson EMC, Walton EMC, Washington EMC</u> | <u>Green Power EMC</u> | landfill gas, PV in schools | 2001 | 2.0¢/kWh-3.3¢/kWh |
| GA | <u>Georgia Power</u> | <u>Green Energy</u> | landfill gas, solar | 2006 | 3.5¢/kWh |
| GA | <u>TVA: Blue Ridge Mountain EMC, North Georgia EMC, Tri-State EMC</u> | <u>Green Power Switch</u> | landfill gas, PV, wind | 2000 | 2.67¢/kWh |
| HI | <u>Hawaiian Electric</u> | <u>Sun Power for Schools</u> | PV in schools | 1997 | Contribution |
| HI | <u>Kauai Island Utility Cooperative</u> | <u>Green Rate</u> | distributed renewable energy systems | TBD | TBD |
| ID | <u>Avista Utilities</u> | <u>Buck-A-Block</u> | wind | 2002 | 0.33¢/kWh |
| ID | <u>Idaho Power</u> | <u>Green Power Program</u> | various | 2001 | 0.98¢/kWh |
| ID | <u>PacifiCorp: Rocky Mountain Power</u> | <u>Blue Sky</u> | wind | 2003 | 0.71¢/kWh-1.94¢/kWh |
| ID | <u>Vigilante Electric Cooperative</u> | <u>Alternative Renewable Energy Program</u> | wind | 2003 | 1.1¢/kWh |
| IL | <u>City of Naperville / Community Energy</u> | <u>Renewable Energy Option</u> | wind, small hydro, PV | 2005 | 2.5¢/kWh |
| IL | <u>City of St. Charles/ComEd and Community Energy, Inc.</u> | <u>Green Power Program</u> | wind, landfill gas | 2003 | 1.2¢/kWh |
| IL | <u>Dairyland Power Cooperative: Jo-Carroll Energy/Elizabeth</u> | <u>Evergreen Renewable Energy Program</u> | landfill gas, biogas, hydro, wind | 1997 | 1.5¢/kWh |
| IL | <u>Wabash Valley Power Association (7 of 27 coops offer program): Boone REMC, Hendricks Power Cooperative, Kankakee Valley REMC, Miami-Cass REMC, Tipmont REMC, White County REMC, Northeastern REMC</u> | <u>EnviroWatts</u> | wind, landfill gas | 2000 | 0.9¢/kWh-1.0¢/kWh |
| IN | <u>Duke Energy</u> | <u>GoGreen Power</u> | wind, PV, landfill gas, digester gas | 2001 | 2.5¢/kWh |

| | | | | | |
|----|---|--|-----------------------------------|------|-------------------|
| IN | Hoosier Energy (6 of 17 coops offer program): Daviess-Martin County REMC, Decatur County REMC, Henry County REMC, South Central Indiana REMC, Southeastern Indiana REMC, Utilities District of Western Indiana REMC | EnviroWatts | landfill gas | 2001 | 2.0¢/kWh-4.0¢/kWh |
| IN | Indianapolis Power & Light | Green Power Option | wind | 1998 | 0.35¢/kWh |
| IN | Wabash Valley Power Association (7 of 27 coops offer program): Boone REMC, Hendricks Power Cooperative, Kankakee Valley REMC, Miami-Cass REMC, Tipmont REMC, White County REMC, Northeastern REMC | EnviroWatts | wind, landfill gas | 2000 | 0.9¢/kWh-1.0¢/kWh |
| IA | Alliant Energy | Second Nature | landfill gas, wind | 2001 | 2.0¢/kWh |
| IA | Associated Electric Cooperative, Inc.; Access Energy Cooperative, Chariton Valley Electric Cooperative, Southern Iowa Electric Cooperative | varies by utility | biomass, wind | 2003 | 2.0¢/kWh-3.5¢/kWh |
| IA | Basin Electric Power Cooperative: Lyon Rural, Harrison County, Nishnabotna Valley Cooperative, Northwest Rural Electric Cooperative, Western Iowa | Prairie Winds | wind | 2000 | 0.5¢/kWh |
| IA | Cedar Falls Utilities | Harvest the Wind | wind | 2000 | 2.5¢/kWh |
| IA | Central Iowa Power Cooperatives (all 12 coops/1 muni): Maquoketa Valley Electric Cooperative, Eastern Iowa REC, East-Central Iowa REC, Linn County REC, Pella, TIP Rural Electric Cooperative, Clarke Electric Cooperative, Midland Power Cooperative, Guthrie County REC, Farmers Electric Cooperative, Southwest Iowa REC, Consumer Energy, South Iowa Municipal Electric Cooperative Association | Wind Power | wind | 2006 | 1.5¢/kWh-2.5¢/kWh |
| IA | Corn Belt Power Cooperatives (5 of 11 coops offer program): Butler County REC, Franklin REC, Grundy County REC, Humboldt County REC, Sac County REC | Energy Wise Renewables | wind | 2003 | 1.5¢/kWh |
| IA | Dairyland Power Cooperative: Allamakee-Clayton/Postville, Hawkeve Tri-County/Cresco, Heartland Power/Thompson & St. Ansgar | Evergreen Renewable Energy Program | hydro, wind, landfill gas, biogas | 1998 | 3.0¢/kWh |
| IA | Farmers Electric Cooperative | Green Power Project | biodiesel, wind | 2004 | Contribution |
| IA | Iowa Association of Municipal Utilities (84 of 137 munis offer program) Afton, Algona, Alta Vista, Aplington, Auburn, Bancroft, Bellevue, Bloomfield, Breda, Brooklyn, Buffalo, Burt, Callender, Carlisle, Cascade, Coggon, Coon Rapids, Corning, Corwith, Danville, Dayton, Durant, Dysart, Earlville, Eldridge, Ellsworth, Estherville, Fairbank, Farnhamville, Fontanelle, Forest City, Gowrie, Grafton, Grand Junction, Greenfield, Grundy Center, Guttenberg, Hopkinton, Hudson, Independence, Keosauqua, La Porte City, Lake Mills, Lake View, Laurens, Lenox, Livermore, Maquoketa, Marathon, McGregor, Milford, Montezuma, Mount Pleasant, Neola, New Hampton, Ogden, Orient, Osage, Panora, Pella, Pocahontas, Preston, Readlyn, Rockford, Sabula, Sergeant Bluff, Sibley, Spencer, Stanhope, State Center, Stratford, Strawberry Point, Stuart, Tipton, Villisca, Vinton, Webster City, West Bend, West Liberty, West Point, Westfield, Whittemore, Wilton, Winterset | Green City Energy | wind, biomass, PV | 2003 | Varies by utility |
| IA | MidAmerican Energy | Renewable Advantage | wind | 2004 | Contribution |
| IA | Missouri River Energy Services: Alton, Atlantic, Denison, Fontanelle, Hartley, Hawarden, Kimballton, Lake Park, Manilla, | RiverWinds | wind | 2003 | 2.0¢/kWh-2.5¢/kWh |

| | | | | | |
|----|--|---|--|------|--------------------|
| | <u>Orange City, Paullina, Primghar, Remsen, Rock Rapids, Sanborn, Shelby, Sioux Center, Woodbine</u> | | | | |
| IA | <u>Muscatine Power and Water</u> | <u>Solar Muscatine</u> | PV | 2004 | Contribution |
| IA | <u>Waverly Light & Power</u> | <u>Green Power Choice</u> | wind | 2003 | Contribution |
| IA | <u>Waverly Light & Power</u> | <u>Iowa Energy Tags</u> | wind | 2001 | 2.0¢/kWh |
| KY | <u>Big Rivers Electric Corporation; Jackson Purchase Energy Corporation; Kenergy Corporation; Meade County Rural Electric Cooperative Corporation</u> | <u>Renewable Resources Energy (EnviroWatts)</u> | 100% biomass | 2007 | 3.65¢/kWh |
| KY | <u>E.ON U.S.: Louisville Gas and Electric Co., Kentucky Utilities Co.</u> | <u>Green Energy</u> | 100% KY Low Impact Hydro Institute-Certified hydro | 2007 | 1.3¢/kWh-1.67¢/kWh |
| KY | <u>East Kentucky Power Cooperative: Blue Grass Energy, Clark, Cumberland, Fleming-Mason, Grayson, Inter-County Energy, Jackson, Licking Valley, Nolin, Owen Electric, Salt River, Shelby, South Kentucky</u> | <u>EnviroWatts</u> | landfill gas | 2002 | 2.75¢/kWh |
| KY | <u>TVA: Bowling Green Municipal Utilities, Franklin Electric Plant Board, Hopkinsville Electric System, Murray Electric System, Pennyville Rural Electric Coop, Russellville Electric Plant Board, Tri-County Electric, Warren Rural Electric Coop</u> | <u>Green Power Switch</u> | landfill gas, PV, wind | 2000 | 2.67¢/kWh |
| LA | <u>Entergy Gulf States</u> | <u>Green Pricing Program</u> | biomass | 2007 | 2.5¢/kWh |
| MA | <u>Braintree Electric Light Department</u> | <u>BGreen</u> | solar and wind | 2009 | 2.0¢/kWh |
| MA | <u>Concord Municipal Light Plant (CMLP)</u> | <u>Green Power</u> | hydro | 2004 | 3.0¢/kWh |
| MA | <u>NSTAR</u> | <u>NSTAR Green</u> | wind | 2008 | 0.8¢/kWh-1.45¢/kWh |
| MA | <u>Shrewsbury Electric and Cable Operations</u> | <u>SELCO GreenLight</u> | wind | 2007 | 6.67¢/kWh |
| MI | <u>Consumers Energy</u> | <u>Green Generation</u> | 68% wind, 32% landfill gas | 2005 | 1.67¢/kWh |
| MI | <u>DTE Energy</u> | <u>GreenCurrents</u> | wind, biomass | 2007 | 2.0¢/kWh-2.5¢/kWh |
| MI | <u>Lansing Board of Water and Light</u> | <u>GreenWise Electric Power</u> | landfill gas, small hydro | 2001 | 3.0¢/kWh |
| MI | <u>Upper Peninsula Power Company</u> | <u>NatureWise</u> | wind, landfill gas and animal waste methane | 2004 | 1.4¢/kWh |
| MI | <u>Wabash Valley Power Association (7 of 27 coops offer program): Boone REMC, Hendricks Power Cooperative, Kankakee Valley REMC, Miami-Cass REMC, Tipmont REMC, White County REMC, Northeastern REMC</u> | <u>EnviroWatts</u> | wind, landfill gas | 2000 | 0.9¢/kWh-1.0¢/kWh |
| MI | <u>We Energies</u> | <u>Energy for Tomorrow</u> | wind, landfill gas, hydro | 2000 | 2.04¢/kWh |
| MN | <u>Alliant Energy</u> | <u>Second Nature</u> | landfill gas, wind | 2002 | 2.0¢/kWh |
| MN | <u>Basin Electric Power Cooperative; Minnesota Valley Electric Coop, Sioux Valley Southwestern</u> | <u>Prairie Winds</u> | wind | 2002 | 0.5¢/kWh |
| MN | <u>Central Minnesota Municipal Power Agency: Blue Earth, Delano, Glencoe, Granite Falls, Janesville, Kenyon, Lake Crystal, Madelia, Mt. Lake, New Ulm, Sleepy Eye, Springfield, Truman, and Windom</u> | <u>Green Energy Program</u> | wind, landfill gas | 2000 | 1.5¢/kWh-2.5¢/kWh |
| MN | <u>Dairyland Power Cooperative; Freeborn-Mower Cooperative / Albert Lea, People's / Rochester, Tri-County / Rushford</u> | <u>Evergreen Renewable Energy Program</u> | hydro, wind, landfill gas, biogas | 1998 | 1.5¢/kWh |
| MN | <u>Great River Energy (all 28 coops offer program): Agralite, Arrowhead, BENCO Electric, Brown County Rural Electric, Connexus Energy, Co-op Light & Power, Crow Wing Power, Dakota Electric Association, East Central</u> | <u>Wellspring Renewable Wind Energy Program</u> | wind | 1998 | 1.55¢/kWh-2.0¢/kWh |

| | | | | | |
|----|---|---|--------------------------------|------|-------------------|
| | Electric Association, Federated Rural Electric, Goodhue County, Itasca Mantrap Cooperative, Kandivohi Power Cooperative, Lake Country Power, Lake Region Electric Cooperative, McLeod Cooperative Power, Meeker Cooperative Light & Power, Mille Lacs Electric Cooperative, Minnesota Valley, Nobles Cooperative Electric, North Itasca, Redwood Electric Cooperative, Runestone Electric, South Central Electric Association, Stearns Electric, Steele-Waseca, Todd-Wadena, Wright-Hennepin Electric | | | | |
| MN | Minnesota Power | WindSense | wind | 2002 | 2.5¢/kWh |
| MN | Minnkota Power Cooperative: Beltrami, Clearwater Polk, North Star, PKM, Red Lake, Red River, Roseau, Wild Rice; Northern Municipal Power Agency (10 municipals) | Infinity Wind Energy | wind | 1999 | 0.5¢/kWh |
| MN | Missouri River Energy Services: Adrian, Alexandria, Barnesville, Benson, Breckenridge, Detroit Lakes, Elbow Lake, Henning, Jackson, Lakefield, Lake Park, Luverne, Madison, Moorhead, Ortonville, St. James, Sauk Centre, Staples, Wadena, Westbrook, Worthington | RiverWinds | wind | 2002 | 2.0¢/kWh-2.5¢/kWh |
| MN | Moorhead Public Service | Capture the Wind | wind | 1998 | 1.5¢/kWh |
| MN | Otter Tail Power Company | TailWinds | wind | 2002 | 1.6¢/kWh |
| MN | Xcel Energy | WindSource | wind | 2003 | 2.0¢/kWh |
| MS | TVA: 4-County Electric Power Association, Alcorn Electric Power Association, Central Electric Power Association, Columbus Light & Water, North East Mississippi Electric Power Association, Northcentral MS EPA, City of Okolona Electric Dept., City of Oxford Electric Dept., Starkville Electric System, Tallahatchie Valley EPA, Tippah Electric Power Association, Tishomingo County Electric Power Association, Tupelo Water & Light Department | Green Power Switch | landfill gas, PV, wind | 2000 | 2.67¢/kWh |
| MO | AmerenUE / 3Degrees | Pure Power | 75% wind, 25% other renewables | 2007 | 1.5¢/kWh |
| MO | Associated Electric Cooperative, Inc.; Black River Electric Cooperative, Boone Electric Cooperative, Callaway Electric Cooperative, Co-Mo Electric Cooperative, Crawford Electric Cooperative, Cuvre River Electric Cooperative, Howell-Oregon Electric Cooperative, Intercounty Electric Cooperative, LaClede Electric Cooperative, Lewis County Rural Electric Cooperative, Macon Electric Cooperative, White River Valley Electric Cooperative | varies by utility | biomass, wind | 2003 | 2.0¢/kWh-3.5¢/kWh |
| MO | City Utilities of Springfield | WindCurrent | wind | 2000 | 5.0¢/kWh |
| MO | Wabash Valley Power Association (7 of 27 coops offer program): Boone REMC, Hendricks Power Cooperative, Kankakee Valley REMC, Miami-Cass REMC, Tipmont REMC, White County REMC, Northeastern REMC | EnviroWatts | wind, landfill gas | 2000 | 0.9¢/kWh-1.0¢/kWh |
| MT | Basin Electric Power Cooperative; Flathead Electric Coop, Lower Yellowstone, Powder River Energy | Prairie Winds | wind | 2000 | 0.5¢/kWh |
| MT | Northwestern Energy | E+ Green | wind, PV | 2003 | 2.0¢/kWh |
| MT | Park Electric Cooperative | Green Power Program | various renewables | 2002 | 1.02¢/kWh |
| MT | Southern Montana Electric Generation and Transmission Cooperative (5 coops offer program): Fergus Electric, Yellowstone Valley, Bear Tooth Electric, Mid Yellowstone, and Tongue River | Environmentally Preferred Power | wind, hydro | 2002 | 1.05¢/kWh |

| | | | | | |
|----|--|--|--|---------|-------------------|
| MT | Tri-State Generation & Transmission: Big Horn Rural Electric Company | Renewable Resource Power Service | wind, hydro | 2001 | 0.8¢/kWh |
| MT | Vigilante Electric Cooperative | Alternative Renewable Energy Program | wind | 2003 | 1.1¢/kWh |
| NE | Omaha Public Power District | Green Power Program | landfill gas, wind | 2002 | 3.0¢/kWh |
| NE | Tri-State Generation & Transmission: Chimney Rock Public Power District, Highline Electric Association, Northwest Rural Public Power District | Renewable Resource Power Service | wind, hydro | 2001 | 0.8¢/kWh |
| NV | Deseret Power: Mt. Wheeler Power Cooperative | GreenWay | various | 2005 | 1.95¢/kWh |
| NV | NV Energy | Desert Research Institute's GreenPower Program | PV on schools | Unknown | Contribution |
| NM | El Paso Electric | Renewable Energy Tariff | wind | 2003 | 2.28¢/kWh |
| NM | Los Alamos Department of Public Utilities | Green Power | wind | 2005 | 1.8¢/kWh |
| NM | Navopache Electric Cooperative | Voluntary Renewable Energy Program | TBD | 2008 | 4.0¢/kWh |
| NM | Public Service of New Mexico | PNM Sky Blue | wind | 2003 | 1.1¢/kWh |
| NM | Tri-State Generation & Transmission: Central New Mexico Electric Cooperative, Inc., Columbus Electric Cooperative, Inc., Continental Divide Electric Cooperative, Inc., Jemez Mountains Electric Cooperative, Inc., Kit Carson Electric Cooperative, Inc., Mora-San Miguel Electric Cooperative, Inc., Navopache Electric Cooperative, Northern Rio Arriba Electric Cooperative, Otero County Electric Cooperative, Inc., Sierra Electric Cooperative, Inc., Socorro Electric Cooperative, Inc., Southwestern Electric Cooperative, Inc., Springer Electric Cooperative, Inc. | Renewable Resource Power Service | wind, hydro | 2001 | 0.4¢/kWh-2.5¢/kWh |
| NM | Xcel Energy | WindSource | wind | 1999 | 3.0¢/kWh |
| NC | Dominion North Carolina Power | NC GreenPower | biomass, hydro, landfill gas, PV, wind | 2003 | 2.5¢/kWh-4.0¢/kWh |
| NC | Duke Energy | NC GreenPower | biomass, hydro, landfill gas, PV, wind | 2003 | 2.5¢/kWh-4.0¢/kWh |
| NC | Electricities: City of Albemarle, Town of Apex, City of Concord, Town of Cornelius, Fayetteville PWC, Town of Granite Falls, Greenville Utilities, City of High Point, Town of Huntersville, City of Kinston, City of Laurinburg, City of Lexington, City of Monroe, City of New Bern, City of Newton, City of Shelby, City of Statesville, Town of Wake Forest, City of Washington, Town of Waynesville, City of Wilson-Wilson Energy | NC GreenPower | biomass, hydro, landfill gas, PV, wind | 2003 | 2.5¢/kWh-4.0¢/kWh |
| NC | NC Electric Cooperatives (22 of 27 coops offer program): Albemarle Electric Membership Corp., Blue Ridge Electric Membership Corp., Brunswick Electric Membership Corp., Carteret Craven Electric Coop., Central Electric Membership Corp., Edgecombe-Martin County Electric Membership Corp., EnergyUnited, Four County Electric Membership Corp., French Broad Electric Membership Corp., Haywood Electric Membership Corp., Jones-Onslow Electric Membership Corp., Lumbee River Electric Membership Corp., Pee Dee Electric Membership Corp., Piedmont Electric Membership Corp., Randolph Electric Membership Corp., Roanoke Electric Membership Corp., Rutherford Electric Membership Corp., Surry Yadkin Electric | NC GreenPower | biomass, hydro, landfill gas, PV, wind | 2003 | 2.5¢/kWh-4.0¢/kWh |

| | | | | | |
|----|---|--|--|------|------------------------------|
| | Membership Corp., Tideland Electric Membership Corp., Tri-County Electric Membership Corp., Union Power Cooperative, Wake Electric Membership Corp. | | | | |
| NC | Progress Energy / CP&L | NC GreenPower | biomass, hydro, landfill gas, PV, wind | 2003 | 2.5¢/kWh-4.0¢/kWh |
| NC | TVA: Mountain Electric Cooperative | Green Power Switch | landfill gas, PV, wind | 2000 | 2.67¢/kWh |
| ND | Basin Electric Power Cooperative: Burke Divide, Capital, Dakota Valley, KEM Electric Coop, Oliver Mercer Electric Coop, McKenzie Electric Coop, Montrail Williams, Mor-gran-sou Electric Coop, North Central Electric Coop, Northern Plains, Slope Electric Coop, Verendrye, West Plains | PrairieWinds | wind | 2000 | 0.5¢/kWh |
| ND | Minnkota Power Cooperative: Cass County Electric, Cavalier Rural Electric, Nodak Electric; Northern Municipal Power Agency (2 municipals) | Infinity Wind Energy | wind | 1999 | 0.5¢/kWh |
| ND | Missouri River Energy Services: City of Lakota | RiverWinds | wind | 2002 | 2.0¢/kWh-2.5¢/kWh |
| OH | American Municipal Power-Ohio / Green Mountain Energy: City of Bowling Green, Cuyahoga Falls, Westerville, Wyandotte, Yellow Springs | Nature's Energy | small hydro, landfill gas, wind | 2003 | 1.3¢/kWh-1.5¢/kWh |
| OH | Buckeye Power (Ohio Rural Electric Cooperatives) | EnviroWatts | landfill gas | 2006 | 2.0¢/kWh |
| OH | Dayton Power & Light | Green Connect | various | 2008 | 1.0¢/kWh |
| OH | Duke Energy | GoGreen Power | wind, PV, landfill gas, digester gas | 2001 | 2.5¢/kWh |
| OH | FirstEnergy: Ohio Edison Company | Green Resource Program | various | 2007 | 0.5¢/kWh |
| OH | FirstEnergy: The Cleveland Electric Illuminating Company | Green Resource Program | various | 2007 | 0.5¢/kWh |
| OH | FirstEnergy: The Toledo Edison | Green Resource Program | various | 2007 | 0.5¢/kWh |
| OH | Wabash Valley Power Association (7 of 27 coops offer program): Boone REMC, Hendricks Power Cooperative, Kankakee Valley REMC, Miami-Cass REMC, Tipmont REMC, White County REMC, Northeastern REMC | EnviroWatts | wind, landfill gas | 2000 | 0.9¢/kWh-1.0¢/kWh |
| OK | Associated Electric Cooperative, Inc.: Central Rural Electric Cooperative | varies by utility | biomass, wind | 2003 | 2.0¢/kWh-3.5¢/kWh |
| OK | QG&E Electric Services | QG&E Wind Power | wind | 2003 | -0.246¢/kWh |
| OK | Oklahoma Municipal Power Authority: Tonkawa, Altus, Frederick, Okeene, Prague Municipal Utilities and Edmond Electric | Pure & Simple | wind | 2004 | 1.8¢/kWh (-0.45¢/kWh Edmond) |
| OK | Public Service Company of Oklahoma | WindChoice | 100% wind | 2011 | 1.72¢/kWh |
| OK | Western Farmers Electric Cooperative (19 of 19 coops offer program): Alfalfa Electric Cooperative, Caddo Electric Cooperative, Canadian Valley Electric Cooperative, Choctaw Electric Cooperative, Cimmaron Electric Cooperative, Cotton Electric Cooperative, East Central Oklahoma Electric Cooperative, Harmon Electric Cooperative, Kay Electric Cooperative, Kiamichi Electric Cooperative, Kiwash Electric Cooperative, Northfork Electric Cooperative, Northwestern Electric Cooperative, Oklahoma Electric Cooperative, People's Electric Cooperative, Red River Valley Rural Electric Cooperative, Rural Electric Cooperative, Southeastern Electric Cooperative, Southwest Rural Electric Cooperative | WindWorks | wind | 2004 | 0.5¢/kWh |
| OR | City of Ashland / Bonneville Environmental Foundation | Renewable Pioneers | PV, wind | 2003 | 2.0¢/kWh |

| | | | | | |
|----|--|---|--------------------------------------|------|---------------------------------|
| OR | Columbia River PUD | Choice Energy | wind | 2005 | 1.5¢/kWh |
| OR | Emerald People's Utility District/Green Mountain Energy | Choose Renewable Electricity | wind, geothermal | 2003 | 1.2¢/kWh |
| OR | Eugene Water & Electric Board | EWEB Greenpower | various renewables | 2007 | 1.0¢/kWh-1.5¢/kWh |
| OR | Eugene Water & Electric Board | EWEB Wind Power | wind | 1999 | 0.91¢/kWh |
| OR | Idaho Power | Green Power Program | various | 2001 | 0.98¢/kWh |
| OR | Midstate Electric Cooperative | Environmentally-Preferred Power | wind | 1999 | 2.5¢/kWh |
| OR | Oregon Trail Electric Cooperative | Green Power | wind | 2002 | 1.5¢/kWh |
| OR | PacifiCorp: Pacific Power | Blue Sky OS (Commercial Only) | wind | 2004 | Sliding scale depending on size |
| OR | PacifiCorp: Pacific Power | Blue Sky Block | wind | 2000 | 1.95¢/kWh |
| OR | PacifiCorp: Pacific Power / 3Degrees | Blue Sky Habitat | wind, biomass, PV | 2002 | 0.78¢/kWh + \$2.50/mo. donation |
| OR | PacifiCorp: Pacific Power / 3Degrees | Blue Sky Usage | wind, biomass, PV | 2002 | 0.78¢/kWh |
| OR | Pacific Northwest Generating Cooperative: Blachly-Lane Electric Cooperative, Central Electric Cooperative, Clearwater Power, Consumers Power, Coos-Curry Electric Cooperative, Douglas Electric Cooperative, Fall River Rural Electric Cooperative, Lost River Electric Cooperative, Raft River Rural Electric Cooperative, Umatilla Electric Cooperative, West Oregon Electric Cooperative. (11 of 15 coops offer program) | Green Power | landfill gas | 1998 | 1.8¢/kWh-2.0¢/kWh |
| OR | Portland General Electric Company | Clean Wind for Medium to Large Commercial & Industrial Accounts | wind | 2003 | 1.7¢/kWh |
| OR | Portland General Electric Company | Clean Wind Power | wind | 2002 | 1.75¢/kWh |
| OR | Portland General Electric Company / Green Mountain Energy | Green Source | existing geothermal, hydro, new wind | 2002 | 0.8¢/kWh |
| OR | Portland General Electric Company / Green Mountain Energy | Renewable Future | wind | 2007 | 1.5¢/kWh |
| OR | Springfield Utility Board | ECOchoice | various | 2007 | 1.0¢/kWh |
| SC | Duke Energy Carolinas | Palmetto Clean Energy (PaCE) | wind, solar, landfill gas | 2008 | 4.0¢s;/kWh |
| SC | Progress Energy Carolinas | Palmetto Clean Energy (PaCE) | wind, solar, landfill gas | 2008 | 4.0¢/kWh |
| SC | SCE&G | Palmetto Clean Energy (PaCE) | wind, solar, landfill gas | 2008 | 4.0¢/kWh |
| SC | Santee Cooper: Aiken Electric Cooperative, Berkeley Electric Cooperative, Blue Ridge Electric, Coastal Electric Cooperative, Edisto Electric Cooperative, Fairfield Electric Cooperative, Horry Electric Cooperative, Laurens Electric Cooperative, Lynches River Electric Cooperative, Marlboro Electric Cooperative, Mid-Carolina Electric Cooperative, Palmetto Electric Cooperative, Pee Dee Electric Cooperative, Santee Electric Cooperative, Tri-County Electric Cooperative, York Electric Cooperative | Green Power Program | landfill gas | 2001 | 3.0¢/kWh |
| SD | Basin Electric Power Cooperative: Bon Homme-Yankton Electric Assn., Central Electric Cooperative Association, Charles Mix Electric Association, City of Elk Point, Clay-Union Electric Corporation, Codington-Clark Electric Cooperative, Dakota Energy Cooperative, Douglas Electric Cooperative, FEM Electric Association, H-D Electric Cooperative, Kingsbury Electric Cooperative, Lyon-Lincoln Electric Cooperative, McCook Electric Cooperative, Northern Electric Cooperative, Oahe Electric Cooperative, Renville-Sibley Coop, Power Assn., Sioux Valley | Prairie Winds | wind | 2000 | 0.5¢/kWh |

| | | | | | |
|----|--|--|------------------------|-----------|-----------------------|
| | Southwestern Electric Coop. , Southeastern Electric Coop. , Union County Electric Cooperative. , Whetstone Valley Electric Cooperative. , Black Hills Electric Coop. , LaCreek Electric Coop. , West River Power Association. , Butte Electric Coop. , Cherry Todd Electric Coop. , Moreau Grand Grand Electric Cooperative. , Rosebud | | | | |
| SD | Missouri River Energy Services: City of Vermillion | RiverWinds | wind | 2002 | 2.0¢/kWh- 2.5¢/kWh |
| SD | Tri-State Generation & Transmission: Niobrara Electric Association, Inc. | Renewable Resource Power Service | wind, hydro | 2001 | 0.8¢/kWh |
| TN | TVA: Alcoa Electric Department. , Appalachian Electric Cooperative. , Athens Utility Board. , Bristol Tennessee Electric System. , Brownsville Utility Department. , Caney Fork Electric Cooperative. , Chickasaw Electric Cooperative. , Clarksville Department of Electricity. , Cleveland Utilities. , Clinton Utilities Board. , Columbia Power & Water Systems. , Cookeville Electric Department. , Covington Electric System. , Cumberland Electric Membership Corporation. , Dickson Electric Department. , Duck River Electric Membership Corporation. , Dyersburg Electric System. , City of Elizabethton Electric System. , FPB (Chattanooga). , Erwin Utilities. , Etowah Utilities. , Fayetteville Public Utilities. , Fort Loudon Electric Cooperative. , Gallatin Department of Electricity. , Gibson Electric Membership Corporation. , Greeneville Light and Power System. , Harriman Utility Board. , Holston Electric Cooperative. , Jackson Energy Authority. , Jellico Electric & Water. , Johnson City Power Board. , Knoxville Utilities Board. , Lafollette Utilities Board. , Lawrenceburg Power System. , Lenoir City Utilities Board. , Lexington Electric System. , Loudon Utilities. , City of Maryville Electric Department. , McMinnville Electric System. , Memphis Light Gas & Water. , Meriwether Lewis Electric Cooperative. , Middle Tennessee Electric Membership Corporation. , Milan Department of Public Utilities. , Morristown Power System. , Mountain Electric Cooperative. , Murfreesboro Electric Department. , Nashville Electric Service. , Newport Utilities. , Oak Ridge Electric Department. , Paris Board of Public Utilities. , Pickwick Electric Cooperative. , Plateau Electric Cooperative. , Powell Valley Electric Cooperative. , Pulaski Electric System. , Rockwood Electric Utility. , Sequachee Valley Electric Cooperative. , Sevier County Electric System. , Shelbyville Power System. , Smithville Electric System. , Somerville Utility Department. , Southwest Tennessee Electric Membership Corporation. , Springfield Department of Electricity. , Sweetwater Utilities Board. , Tennessee Valley EC. , Tri-County Electric. , Tullahoma Utilities Board. , Union City Electric System. , Upper Cumberland Electric Membership Corporation. , Volunteer Energy Cooperative. , Weakley County Municipal Electric System. , Winchester Utilities | Green Power Switch | landfill gas, PV, wind | 2000 | 2.67¢/kWh |
| TX | Austin Energy (City of Austin) | GreenChoice | wind, landfill gas | 2000/1997 | 1.85¢/kWh |
| TX | Bandera Electric Cooperative | Choose-To-Renew | wind, hydro | 2005 | -0.114¢/kWh |
| TX | CPS Energy (San Antonio) | Windtricity | wind | 2000 | 3.0¢/kWh |

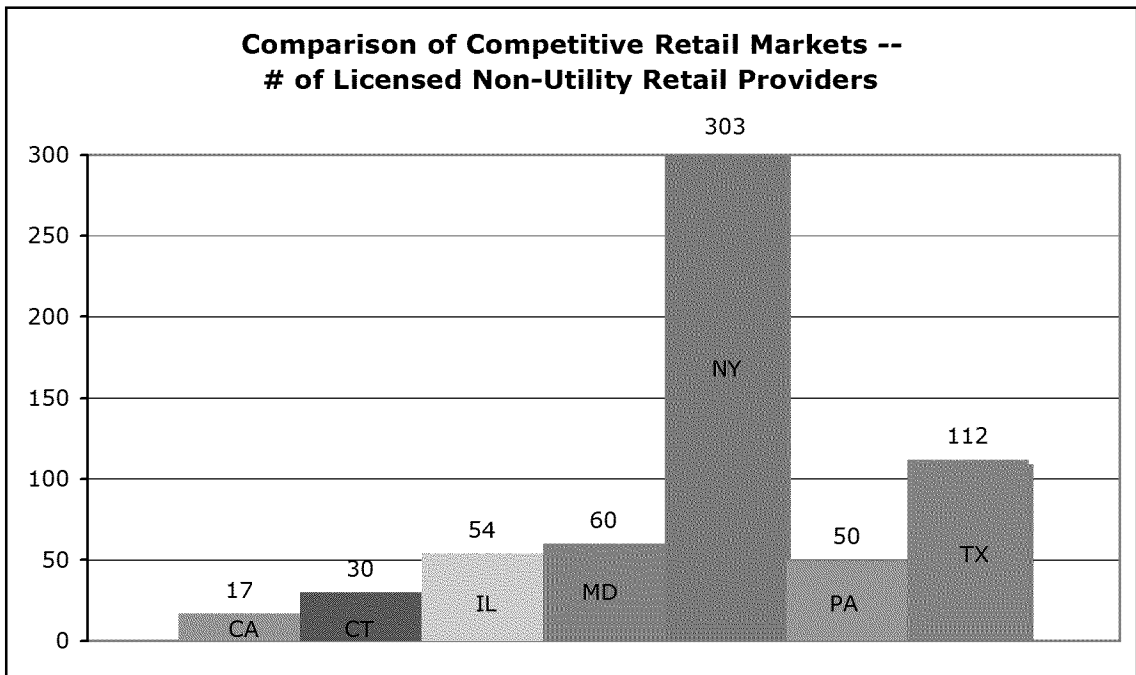
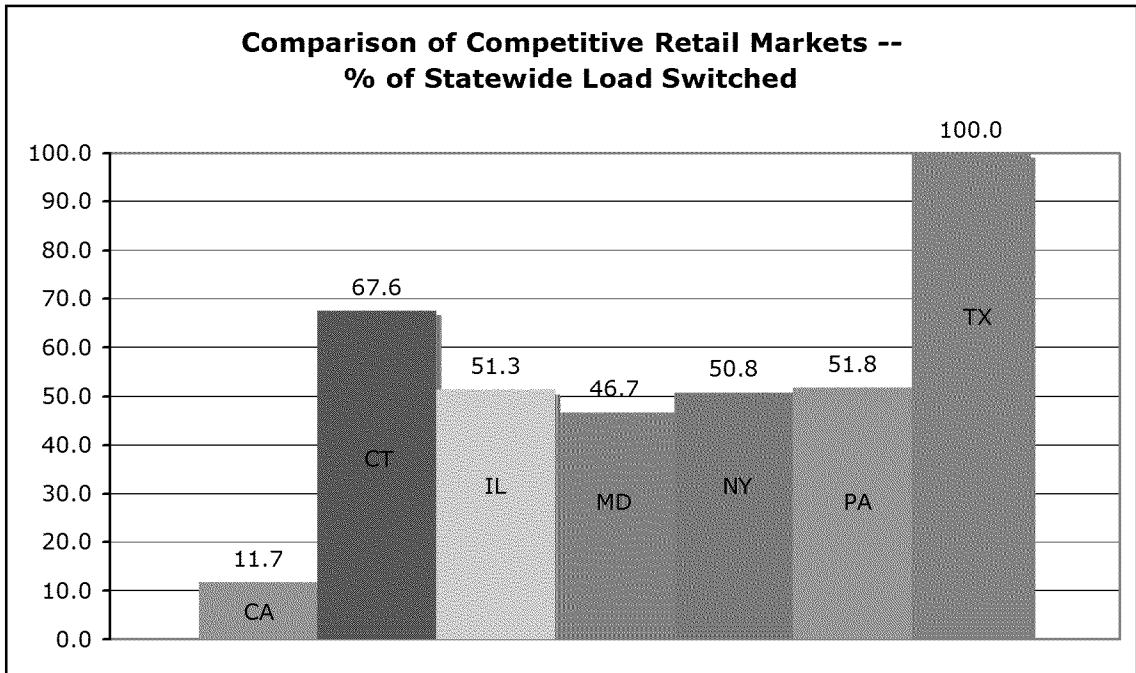
| | | | | | |
|----|--|--|--|------|---------------------|
| TX | College Station Utilities | Wind Watts (10%/50%/100%) | new wind | 2009 | TBD |
| TX | El Paso Electric Company | Renewable Energy Tariff | wind | 2001 | 1.92¢/kWh |
| TX | Pedernales Electric Cooperative | Renewable Power | wind, hydro | 2006 | 0.5¢/kWh |
| UT | City of St. George | Clean Green Power | wind, small hydro | 2005 | 2.95¢/kWh |
| UT | Deseret Power | GreenWay | various | 2004 | 1.95¢/kWh |
| UT | PacifiCorp: Rocky Mountain Power | Blue Sky | wind | 2003 | 0.71¢/kWh-1.94¢/kWh |
| UT | PacifiCorp: Utah Power | Blue Sky | wind | 2000 | 1.95¢/kWh |
| UT | Tri-State Generation & Transmission: Empire Electric Association, Inc. | Renewable Resource Power Service | wind, hydro | 2001 | 0.8¢/kWh |
| VT | Central Vermont Public Service | CVPS Cow Power | biogas | 2004 | 4.0¢/kWh |
| VT | Green Mountain Power | CoolHome / CoolBusiness | wind, biomass | 2002 | Contribution |
| VT | Green Mountain Power | Greener GMP | various renewables | 2006 | 3.0¢/kWh |
| VA | AEP Appalachian Power | Green Pricing Option | low impact hydro | 2009 | 1.5¢/kWh |
| VA | Dominion Virginia Power / 3Degrees | Dominion Green Power | biomass, low-impact hydro, solar, wind | 2009 | 1.5¢/kWh |
| WA | Avista Utilities | Buck-A-Block | wind | 2002 | 0.33¢/kWh |
| WA | Benton County Public Utility District | Green Power Program | landfill gas, wind, hydro | 1999 | Contribution |
| WA | Chelan County PUD | Sustainable Natural Alternative Power (SNAP) | PV, wind, micro hydro | 2001 | Contribution |
| WA | Clallam County PUD | Clallam County PUD Green Power Program | landfill gas | 2001 | 0.69¢/kWh |
| WA | Clark Public Utilities | Green Lights | PV, wind | 2002 | 1.5¢/kWh |
| WA | Cowlitz PUD | Renewable Resource Energy | wind, PV | 2002 | 2.0¢/kWh |
| WA | Grant County PUD | Alternative Energy Resources Program | wind | 2002 | 2.0¢/kWh |
| WA | Grays Harbor PUD | Green Power | wind | 2002 | 3.0¢/kWh |
| WA | Lewis County PUD | Green Power Energy Rate | wind | 2003 | 2.0¢/kWh |
| WA | Mason County PUD No. 3 | Mason Evergreen Power | wind | 2003 | 1.0¢/kWh |
| WA | Northen Wasco County PUD | Pure Power | wind | 2007 | 2.5¢/kWh |
| WA | Orcas Power & Light | Go Green | wind, hydro | 1999 | 3.5¢/kWh |
| WA | Pacific County PUD | Green Power | landfill gas | 2002 | 1.05¢/kWh |
| WA | PacifiCorp: Pacific Power | Blue Sky Block | wind | 2000 | 1.95¢/kWh |
| WA | Peninsula Light | Green by Choice | wind, hydro, biogas | 2002 | 2.0¢/kWh |
| WA | Puget Sound Energy | Green Power Program | wind, PV, biogas | 2002 | 1.25¢/kWh |
| WA | Seattle City Light | Seattle Green Power | PV, biogas | 2002 | Contribution |
| WA | Seattle City Light | Green Up | wind | 2005 | 1.5¢/kWh |
| WA | Snohomish County Public Utility District | Planet Power | wind | 2002 | 2.0¢/kWh |
| WA | Tacoma Power | EverGreen Options | wind | 2000 | 1.2¢/kWh |
| WV | AEP Appalachian Power | Green Pricing Option | wind and hydro | 2008 | 1.5¢/kWh |
| WV | AEP Wheeling Power | Green Pricing Option | wind and hydro | 2008 | 2.0¢/kWh |
| WI | Alliant Energy | Second Nature | wind, landfill gas | 2000 | 2.0¢/kWh |
| WI | Dairyland Power Cooperative: Barron Electric, Bayfield/ Iron River, Chippewa / Cornell Valley, Clark / Greenwood, Dunn / Menomonie, Eau Claire / Fall Creek, Jackson / Black River Falls, Jump River / Ladysmith, Oakdale, Pierce-Pepin / Ellsworth, Polk-Burnett / Centuria, Price / Phillips, Richland, Riverland / Arcadia, St. Croix / Baldwin, Scenic Rivers / Lancaster, Taylor / Medford, Vernon / Westby | Evergreen Renewable Energy Program | hydro, wind, landfill gas, biogas | 1998 | 1.5¢/kWh |
| WI | Great River Energy: Head of the Lakes | Wellspring Renewable Wind Energy Program | wind | 1997 | 1.45¢/kWh-2.0¢/kWh |
| WI | Madison Gas & Electric | Green Power Tomorrow | wind | 1999 | 1.0¢/kWh |

| | | | | | |
|---|---|--|-------------------------------|------|--------------|
| WI | WPPI Energy (34 of 37 munis offer program): Algoma, Cedarburg, Florence, Kaukauna, Muscoda, Stoughton, Reedsburg, Oconomowoc, Waterloo, Whitehall, Columbus, Hartford, Lake Mills, New Holstein, Richland Center, Boscobel, Cuba City, Hustisford, Sturgeon Bay, Waunakee, Lodi, New London, Plymouth, River Falls, Sun Prairie, Waupun, Eagle River, Jefferson, Menasha, New Richmond, Prairie du Sac, Slinger, Two Rivers, Westby | Renewable Energy Program | small hydro, wind, biogas | 2001 | 1.0¢/kWh |
| WI | We Energies | Energy for Tomorrow | landfill gas, PV, hydro, wind | 1996 | 1.37¢/kWh |
| WI | Wisconsin Public Service | Solar Wise for Schools | PV in schools | 1996 | Contribution |
| WI | Wisconsin Public Service | NatureWise | wind, landfill gas, biogas | 2002 | 1.25¢/kWh |
| WY | Basin Electric Power Cooperative: Powder River Energy | Prairie Winds | wind | 2000 | 0.5¢/kWh |
| WY | Cheyenne Light, Fuel and Power Company/Bonneville Environmental Foundation | Renewable Premium Program | 99% new wind, 1% new solar | 2006 | 3.5¢/kWh |
| WY | Lower Valley Energy | Green Power | wind | 2003 | 1.167¢/kWh |
| WY | PacifiCorp: Pacific Power | Blue Sky | wind | 2000 | 1.95¢/kWh |
| WY | Tri-State Generation & Transmission: Carbon Power & Light, Inc. | Renewable Resource Power Service | wind, hydro | 2001 | 0.8¢/kWh |
| WY | Yampa Valley Electric Association | Wind Energy Program | wind | 1999 | 0.6¢/kWh |
| Source: National Renewable Energy Laboratory, Golden, Colorado. | | | | | |
| Notes: Utility green pricing programs may only be available to customers located in the utility's service territory. | | | | | |

Not finding the program you were looking for? Please refer to our other tables in [Information Resources](#) or go directly to [Buying Green Power](#) page.

 [Printable Version](#)

[Green Power Network Home](#) | [EERE Home](#) | [U.S. Department of Energy](#)
[Webmaster](#) | [Web Site Policies](#) | [Security & Privacy](#) | [USA.gov](#)
Content Last Updated: 12/16/2010



SECURITY REQUIREMENTS FOR COMPETITIVE RETAIL PROVIDERS – SAMPLE STATES

| State | Credit Standard (Standard & Poor's) | Financial Security Amount |
|-----------------------|--|--|
| CA <i>Proposed</i> | AA | Unknown -- may vary from \$100,000 to \$25 million+ |
| CT | Not Specified | Lesser of (a) \$250,000 or (b) 5% of estimated gross receipts of one year of operation. |
| IL | BBB- | Varies from \$30,000 - \$300,000 depending on type of customer served. |
| MD | Not applicable | Proof of financial integrity. <u>If</u> collecting deposits or pre-payments \$50,000 initially then 100% of deposits or prepayments. |
| NY | BBB | Must satisfy creditworthiness requirements |
| PA | Not applicable | Initially \$250,000; after 1 st year 10% of reported gross receipts. |
| TX | BBB- | Can meet rating or net worth requirements; if not may provide letter of credit of \$500,000. |