

**BEFORE THE PUBLIC UTILITIES COMMISSION  
OF THE STATE OF CALIFORNIA**

Rulemaking Regarding Whether, or Subject  
to What Conditions, the Suspension of Direct  
Access May Be Lifted Consistent with  
Assembly Bill 1X and Decision 01-09-060.

Rulemaking 07-05-025  
(Filed May 24, 2007)

**LATE-FILED NOTICE OF EX PARTE COMMUNICATION**

Pursuant to Rule 8.4 of the Rules of Practice and Procedure of the California Public Utilities Commission (“Commission”), the Marin Energy Authority (“MEA”), City and County of San Francisco (“CCSF”), Retail Energy Supply Association (“RESA”), the Alliance for Retail Energy Markets (“AREM”) and the Direct Access Customer Coalition (“DACC”) provide the following late-filed joint notice of ex parte communication. On Thursday, September 15, 2011, at approximately 3:30 p.m., an ex parte meeting was held with Sarah Thomas, Advisor to Comm. Mark Ferron. The meeting was initiated by Daniel Douglass, counsel to AREM and DACC, who was joined by Elizabeth Rasmussen of MEA, Jeanne Sole and Michael Campbell of CCSF and Sue Mara of RESA. The meeting occurred at the office of the Commission at 505 Van Ness Avenue, San Francisco, and lasted for approximately thirty minutes.

The purpose of the meeting was to discuss the proposed decision (“PD”) issued in this docket on August 23, 2011. Using the attached document as a conversation guide, the discussion first focused on issues pertaining to the Power Charge Indifference Amount (“PCIA”). It was noted that the Joint Parties’ proposal properly values renewables in the IOU portfolio. Opposition was expressed to the element of the proposed RPS adder that ascribes 32% of the adder to a DOE premium that significantly understates the value of wholesale RPS renewables in California, and in fact does not even purport to measure this metric. Ms. Rasmussen provided a

copy of the attached DOE's Green Pricing table and explained how inaccurate it was with regard to MEA's actual costs for renewable power. General support was expressed for the PCIA aspects of the PD, with a recommendation that the RPS adder be revised to eliminate the DOE premium element and that the Commission move to approve the PCIA revisions.


Turning next to the financial security requirement ("FSR") for electric service providers ("ESPs"), the parties expressed significant concerns with the PD's misinterpretation of the relevant statute, the extreme volatility of the adopted formula for calculating the FSR and the exorbitant costs that would be imposed on and severely damage the direct access market. It was recommended that a revised PD should adopt the Joint Parties' proposal for having involuntarily returned customers placed on the temporary bundled service rate as a means of keeping the FSR at a more reasonable level. It was also noted that the PD's requirement that any third party guarantor must be AA-rated is also unnecessary, adds more to the cost of the FSR and will make it very difficult for ESPs to find qualifying guarantors. It was recommended that investment grade standing should be sufficient and an investment grade corporate parent should be eligible to serve as a guarantor. As an option, the participants also suggested a subsequent phase of the proceeding to consider the impact of the proposed FSR on ESPs and the adoption of a reasonable alternative that will not create barriers to entry for ESPs.

Ms. Mara presented a document (copy attached) that summarized security requirements for retail providers in other states with competitive markets. She also offered two graphs that compared competitive market states with respect to the percentage of statewide load that has switched to direct access and the number of registered providers in each state. The purpose of the graphs were to illustrate the fact that despite the fact that California was the first state in the country to permit retail competition, it has gradually adopted barriers that are unfriendly to retail

competition and discourage competition. The FSR proposal would be an additional and substantial barrier to competition that will harm competitive choice significantly

MEA and CCSF also expressed concern that the financial security requirement currently under consideration in the direct access docket should not in any event be made applicable to community choice aggregators (“CCAs”). The history of the CCA settlement on the financial security requirement was discussed, with MEA and CCSF noting that neither were parties to the settlement for the CCA bond amount filed with the Commission on June 24, 2009, in proceeding R.03-10-003. It was pointed out that the Commission needs to consider the financial security requirement for CCAs in R.03-10-003 and that the proposal under consideration in the direct access docket would be highly burdensome, costly, problematical and unnecessary.

Respectfully submitted,



Daniel W. Douglass  
DOUGLASS & LIDDELL  
21700 Oxnard Street, Suite 1030  
Woodland Hills, CA 91367  
Telephone: (818) 961-3001  
Facsimile: (818) 961-3004  
Email: [douglass@energyattorney.com](mailto:douglass@energyattorney.com)

Attorneys for  
**ALLIANCE FOR RETAIL ENERGY MARKETS**  
**DIRECT ACCESS CUSTOMER COALITION**  
**MARIN ENERGY AUTHORITY**

AND ON BEHALF OF THE  
**CITY AND COUNTY OF SAN FRANCISCO AND**  
**THE RETAIL ENERGY SUPPLY ASSOCIATION**

September 21, 2011

## R.07-05-025 - Ex Parte Meeting Notes

### PCIA Issues:

- The Joint Parties' proposal properly values renewables in the IOU portfolio since until 2020, the value to bundled customers of departing load is that the IOU reduces the amount of additional RPS resources it must acquire as the RPS requirement ramps up.
- The DOE premium significantly understates the value of wholesale RPS renewables in California, as it does not even purport to measure this metric.
- There is no transparent, reliable REC index available, and even if there were, a fair valuation of renewables in the IOU portfolio would have to include a blend of prices for each of the categories of renewables available to meet the RPS.

### Financial Security Requirement (FSR) Issues:

- The PD misinterprets the law, which states as follows:

If a customer of an electric service provider or a community choice aggregator is involuntarily returned to service provided by an electrical corporation, any reentry fee imposed on that customer that the commission deems is *necessary to avoid imposing costs on other customers of the electrical corporation* shall be the obligation of the electric service provider or a community choice aggregator . . .  
.[emphasis added]

The reference to “*other customers*” of the IOU clearly should be read to mean customers *other than* the DA customers who are involuntarily returned. The PD goes beyond the wording of the statute and seeks to protect not solely the other customers of the utility but also the returned customers themselves. This causes (1) a grossly inflated FSR since it includes the procurement costs of the returned DA customers for a year’s time; and (2) significantly harms the interests of DA customers who will have to bear the FSR costs.

- Increases in volatility and energy prices within historical experience can cause the cost of a bond for an ESP to be so large as to make it uneconomical to participate in the Direct Access market (citing at p. 57 of the PD the \$1.1 million cost for an ESP with \$2 million in revenues).
- The bonding requirement adopted in the PD would seriously damage the Direct Access market; discourage ESPs from selling to customers; and discourage customers from entering into contracts for Direct Access service.
- The security requirement is far above those imposed on ESPs in successful retail markets across the nation (see relevant RESA charts).
- The existing tariff provisions that require all returning Direct Access customers to take Transitional Bundled Service is a tested and effective means of ensuring that bundled customers are not burdened with additional costs due to the return of Direct Access customers.

- The requirement that a third party guarantor must be AA Rated is excessive and unreasonable. Investment grade standing should be sufficient and an investment grade corporate parent should be eligible to serve as a guarantor.
- The Commission should order another phase to determine how the FSR should be calculated and implemented.

**The Green Power Network**[About the GPN](#) [Green Power Markets](#) [Buying Green Power](#) [Leadership Awards](#) [Publications](#) [Renewable Energy RFPs](#) [Home](#)

Search

Search Help [More Search Options](#)[Site Map](#)  
[EERE Information Center](#)**Green Pricing**[Table of Utility Programs by State](#)[List of Utilities Offering Green Power](#)[Top Ten Utility Green Power Programs](#)**Green Power Marketing****Renewable Energy Certificates (RECs)****Greenhouse Gas Offsets****Green Power Policies****Community Renewable Energy Development****Green Pricing  
Utility Programs by State**

The table shown here summarizes utility green pricing programs by state. Please contact our [Webmaster](#) if you have more recent information regarding these or new green pricing programs.

Company and product listings do not represent endorsement by either the National Renewable Energy Laboratory or the U.S. Department of Energy.

<b>State-Specific Utility Green Pricing Programs</b> (last updated August 2010)					
State	Utility Name	Program Name	Type	Start Date	Premium
AL	<a href="#">Alabama Power Company</a>	<a href="#">Renewable Energy Rate</a>	biomass co-firing (wood)	2003/2000	4.5¢/kWh
AL	<a href="#">PowerSouth Energy Cooperative</a> , <a href="#">City of Andalusia</a> , <a href="#">Baldwin Electric Membership Cooperative</a> , <a href="#">City of Brundidge</a> , <a href="#">Central Alabama Electric Cooperative</a> , <a href="#">Clarke-Washington Electric Membership Cooperative</a> , <a href="#">Coosa Valley Electric Cooperative</a> , <a href="#">Covington Electric Cooperative</a> , <a href="#">Dixie Electric Cooperative</a> , <a href="#">City of Elba</a> , <a href="#">City of Opp</a> , <a href="#">Pea River Electric Cooperative</a> , <a href="#">Pioneer Electric Cooperative</a> , <a href="#">South Alabama Electric Cooperative</a> , <a href="#">Southern Pine Electric Cooperative</a> , <a href="#">Tallapoosa River Electric Cooperative</a> , <a href="#">Wiregrass Electric Cooperative</a>	<a href="#">Green Power Choice</a>	landfill gas	2006	2.0¢/kWh
AL	<a href="#">TVA</a> ; <a href="#">City of Athens Electric Department</a> , <a href="#">Cherokee Electric Coop</a> , <a href="#">Cullman Electric Coop</a> , <a href="#">Cullman Power Board</a> , <a href="#">Decatur Utilities</a> , <a href="#">Florence Utilities</a> , <a href="#">Guntersville Electric Board</a> , <a href="#">Hartselle Utilities</a> , <a href="#">Huntsville Utilities</a> , <a href="#">Joe Wheeler EMC</a> , <a href="#">Marshall-DeKalb Electric Coop</a> , <a href="#">Muscle Shoals Electric Board</a> , <a href="#">North Alabama Electric Coop</a> , <a href="#">Sand Mountain Electric Coop</a> , <a href="#">Scottsboro Electric Power Board</a> , <a href="#">Sheffield Utilities</a> , <a href="#">Tusculumbia Electric Department</a>	<a href="#">Green Power Switch</a>	landfill gas, PV, wind	2000	2.67¢/kWh
AK	<a href="#">Golden Valley Electric Association</a>	<a href="#">Sustainable Natural Alternative Power (SNAP)</a>	various local projects	2005	Contribution
AZ	<a href="#">Arizona Public Service</a>	<a href="#">Green Choice</a>	wind and geothermal	2007	0.4¢/kWh
AZ	<a href="#">Salt River Project</a>	<a href="#">EarthWise Energy</a>	central PV, wind, landfill gas, small hydro, geothermal	1998/2001	3.0¢/kWh
AZ	<a href="#">Tri-State Generation &amp; Transmission</a> ; <a href="#">Columbus Electric Cooperative, Inc.</a>	<a href="#">Renewable Resource Power Service</a>	wind, hydro	2001	0.8¢/kWh
AZ	<a href="#">Tucson Electric</a>	<a href="#">GreenWatts</a>	landfill gas, PV	2000	10¢/kWh
AZ	<a href="#">UniSource Energy Services</a>	<a href="#">GreenWatts</a>	PV	2004	10¢/kWh
AR	<a href="#">Electric Cooperatives of Arkansas</a> ; (17 distribution coops) <a href="#">Arkansas Valley Electric Cooperative Corp.</a> , <a href="#">Ashley-Chicot Electric Cooperative, Inc.</a> , <a href="#">C&amp;I Electric Cooperative Corp.</a> , <a href="#">Carroll Electric Cooperative Corp.</a> , <a href="#">Clay County Electric Cooperative Corp.</a> , <a href="#">Craighead Electric Cooperative</a>	<a href="#">ECA Green Power</a>	hydro	2008	5.0¢/kWh

	<a href="#">Corp., Farmers Electric Cooperative Corp., First Electric Cooperative Corp., Mississippi County Electric Cooperative, Inc., North Arkansas Electric Cooperative, Inc., Ouachita Electric Cooperative Corp., Ozarks Electric Cooperative Corp., Petit Jean Electric Cooperative Corp., Rich Mountain Electric Cooperative, Inc., Southwest Arkansas Electric Cooperative Corp., South Central Arkansas Electric Cooperative, Inc., Woodruff Electric Cooperative Corp.</a>				
CA	<a href="#">Anaheim Public Utilities</a>	<a href="#">Sun Power for the Schools</a>	PV	2002	Contribution
CA	<a href="#">Anaheim Public Utilities</a>	<a href="#">Green Power for the Grid</a>	wind, landfill gas	2002	1.5¢/kWh
CA	<a href="#">Burbank Water and Power</a>	<a href="#">Green Energy Champion</a>	various	2007	2.0¢/kWh
CA	<a href="#">Los Angeles Department of Water and Power</a>	<a href="#">Green Power for a Green LA</a>	wind, landfill gas	1999	3.0¢/kWh
CA	<a href="#">Marin Energy Authority: City of Belvedere, Town of Fairfax, County of Marin, City of Mill Valley, Town of San Anselmo, City of San Rafael, City of Sausalito, Town of Tiburon</a>	<a href="#">Light Green</a>	25% renewable	2008	0.0¢/kWh
CA	<a href="#">Marin Energy Authority: City of Belvedere, Town of Fairfax, County of Marin, City of Mill Valley, Town of San Anselmo, City of San Rafael, City of Sausalito, Town of Tiburon</a>	<a href="#">Deep Green</a>	100% renewable	2010	1.0¢/kWh
CA	<a href="#">PacifiCorp: Pacific Power</a>	<a href="#">Blue Sky Block</a>	wind	2000	1.95¢/kWh
CA	<a href="#">Palo Alto Utilities / 3Degrees</a>	<a href="#">Palo Alto Green</a>	wind, PV	2003 / 2000	1.5¢/kWh
CA	<a href="#">Pasadena Water &amp; Power</a>	<a href="#">Green Power</a>	wind	2003	2.5¢/kWh
CA	<a href="#">Roseville Electric</a>	<a href="#">Green Roseville</a>	wind, PV	2005	1.5¢/kWh
CA	<a href="#">Sacramento Municipal Utility District</a>	<a href="#">Greenergy</a>	wind, landfill gas, hydro, PV	1997	1.0¢/kWh or \$6/month
CA	<a href="#">Sacramento Municipal Utility District</a>	<a href="#">SolarShares</a>	PV	2007	5.0¢kWh or \$30/month
CA	<a href="#">Silicon Valley Power / 3Degrees</a>	<a href="#">Santa Clara Green Power</a>	wind, PV	2004	1.5¢/kWh
CA	<a href="#">Truckee Donner PUD</a>	<a href="#">Voluntary Renewable Energy Certificates Program</a>	wind	2008	2.0¢/kWh
CO	<a href="#">Colorado Springs Utilities</a>	<a href="#">Green Power</a>	wind	1999	3.0¢/kWh
CO	<a href="#">Colorado Springs Utilities</a>	<a href="#">Renewable Energy Certificates Program</a>	wind and geothermal	2008	0.34¢/kWh
CO	<a href="#">Holy Cross Energy</a>	<a href="#">Wind Power Pioneers</a>	wind	1998	1.5¢/kWh
CO	<a href="#">Holy Cross Energy</a>	<a href="#">Local Renewable Energy Pool</a>	small hydro, PV	2002	2.33¢/kWh
CO	<a href="#">Intermountain Rural Electric Association / Sterling Planet</a>	<a href="#">National Wind</a>	wind	2006	1.0¢/kWh
CO	<a href="#">Intermountain Rural Electric Association / Sterling Planet</a>	<a href="#">National Solar</a>	solar	2006	5.5¢/kWh
CO	<a href="#">Platte River Power Authority: Estes Park, Fort Collins Utilities, Longmont Power &amp; Communications, Loveland Water &amp; Power</a>	<a href="#">Wind Energy Premium</a>	wind	1999	1.0¢/kWh-2.5¢/kWh
CO	<a href="#">Tri-State Generation &amp; Transmission : Delta-Montrose Electric Association, Empire Electric Association, Inc., Gunnison County Electric Association, Inc., Highline Electric Association, La Plata Electric Association, Inc., Morgan County Rural Electric Association, Mountain Parks Electric, Inc., Mountain View Electric Association, Inc., Poudre Valley Rural Electric Association, Inc., San Isabel Electric Association, Inc., San Luis Valley Rural Electric Cooperative, Inc., San Miguel Power Association, Inc., Sangre de Cristo Electric Association, Inc., Southeast Colorado Power Association, United Power, Inc., White River Electric Association,</a>	<a href="#">Renewable Resource Power Service</a>	wind, hydro	1998	0.8¢/kWh

	<u>Inc., Y-W Electric Association, Inc.</u>				
CO	<u>Xcel Energy</u>	<u>Renewable Energy Trust</u>	PV	1993	Contribution
CO	<u>Xcel Energy</u>	<u>WindSource</u>	wind	1997	-0.67¢/kWh
CO	<u>Yampa Valley Electric Association</u>	<u>Wind Energy Program</u>	wind	1999	0.6¢/kWh
DE	<u>Delaware Electric Cooperative</u>	<u>Renewable Energy Rider</u>	landfill gas	2006	0.2¢/kWh
FL	<u>City of Tallahassee/Sterling Planet</u>	<u>Green for You</u>	biomass, PV	2002	1.6¢/kWh
FL	<u>City of Tallahassee/Sterling Planet</u>	<u>Green for You</u>	PV only	2002	11.6¢/kWh
FL	<u>Gainesville Regional Utilities</u>	<u>GRUgreen Energy</u>	landfill gas, wind, PV	2003	2.0¢/kWh
FL	<u>Keys Energy Services / Sterling Planet</u>	<u>GO GREEN: USA Green</u>	wind, biomass, PV	2004	1.60¢/kWh
FL	<u>Keys Energy Services / Sterling Planet</u>	<u>GO GREEN: Florida Ever Green</u>	solar hot water, PV, biomass	2004	2.75¢/kWh
FL	<u>PowerSouth Energy Cooperative: CHELCO, Escambia River Electric Cooperative, Gulf Coast Electric Cooperative, West Florida Electric Cooperative</u>	<u>Green Power Choice</u>	landfill gas	2006	2.0¢/kWh
FL	<u>Tampa Electric Company (TECO)</u>	<u>Renewable Energy</u>	PV, landfill, biomass co-firing (wood)	2001	2.5¢/kWh
FL	<u>Utilities Commission City of New Smyrna Beach</u>	<u>Green Fund</u>	local PV projects	1999	Contribution
GA	<u>Georgia Electric Membership Corporation (35 of 42 coops offer program): Altamaha EMC, Amicalola EMC, Canoochee EMC, Carroll EMC, Central Georgia EMC, Cobb EMC, Coastal Electric, Colquitt EMC, Coweta-Fayette EMC, Diverse Power, Flint Energies, Grady EMC, GreyStone Power, Habersham EMC, Hart EMC, Irwin EMC, Jackson EMC, Jefferson Energy, Little Ocmulgee EMC, Middle Georgia EMC, Mitchell EMC, Ocmulgee EMC, Oconee EMC, Planters EMC, Rayle EMC, Sawnee EMC, Slash Pine EMC, Snapping Shoals EMC, Southern Rivers Energy, Sumter EMC, Three Notch EMC, Tri-County EMC, Upson EMC, Walton EMC, Washington EMC</u>	<u>Green Power EMC</u>	landfill gas, PV in schools	2001	2.0¢/kWh-3.3¢/kWh
GA	<u>Georgia Power</u>	<u>Green Energy</u>	landfill gas, solar	2006	3.5¢/kWh
GA	<u>TVA: Blue Ridge Mountain EMC, North Georgia EMC, Tri-State EMC</u>	<u>Green Power Switch</u>	landfill gas, PV, wind	2000	2.67¢/kWh
HI	<u>Hawaiian Electric</u>	<u>Sun Power for Schools</u>	PV in schools	1997	Contribution
HI	<u>Kauai Island Utility Cooperative</u>	<u>Green Rate</u>	distributed renewable energy systems	TBD	TBD
ID	<u>Avista Utilities</u>	<u>Buck-A-Block</u>	wind	2002	0.33¢/kWh
ID	<u>Idaho Power</u>	<u>Green Power Program</u>	various	2001	0.98¢/kWh
ID	<u>PacifiCorp: Rocky Mountain Power</u>	<u>Blue Sky</u>	wind	2003	0.71¢/kWh-1.94¢/kWh
ID	<u>Vigilante Electric Cooperative</u>	<u>Alternative Renewable Energy Program</u>	wind	2003	1.1¢/kWh
IL	<u>City of Naperville / Community Energy</u>	<u>Renewable Energy Option</u>	wind, small hydro, PV	2005	2.5¢/kWh
IL	<u>City of St. Charles/ComEd and Community Energy, Inc.</u>	<u>Green Power Program</u>	wind, landfill gas	2003	1.2¢/kWh
IL	<u>Dairyland Power Cooperative: Jo-Carroll Energy/Elizabeth</u>	<u>Evergreen Renewable Energy Program</u>	landfill gas, biogas, hydro, wind	1997	1.5¢/kWh
IL	<u>Wabash Valley Power Association (7 of 27 coops offer program): Boone REMC, Hendricks Power Cooperative, Kankakee Valley REMC, Miami-Cass REMC, Tipmont REMC, White County REMC, Northeastern REMC</u>	<u>EnviroWatts</u>	wind, landfill gas	2000	0.9¢/kWh-1.0¢/kWh
IN	<u>Duke Energy</u>	<u>GoGreen Power</u>	wind, PV, landfill gas, digester gas	2001	2.5¢/kWh



IN	<u>Hoosier Energy (6 of 17 coops offer program): Daviess-Martin County REMC, Decatur County REMC, Henry County REMC, South Central Indiana REMC, Southeastern Indiana REMC, Utilities District of Western Indiana REMC</u>	<u>EnviroWatts</u>	landfill gas	2001	2.0¢/kWh-4.0¢/kWh
IN	<u>Indianapolis Power &amp; Light</u>	<u>Green Power Option</u>	wind	1998	0.35¢/kWh
IN	<u>Wabash Valley Power Association (7 of 27 coops offer program): Boone REMC, Hendricks Power Cooperative, Kankakee Valley REMC, Miami-Cass REMC, Tipmont REMC, White County REMC, Northeastern REMC</u>	<u>EnviroWatts</u>	wind, landfill gas	2000	0.9¢/kWh-1.0¢/kWh
IA	<u>Alliant Energy</u>	<u>Second Nature</u>	landfill gas, wind	2001	2.0¢/kWh
IA	<u>Associated Electric Cooperative, Inc.; Access Energy Cooperative, Chariton Valley Electric Cooperative, Southern Iowa Electric Cooperative</u>	<u>varies by utility</u>	biomass, wind	2003	2.0¢/kWh-3.5¢/kWh
IA	<u>Basin Electric Power Cooperative: Lyon Rural, Harrison County, Nishnabotna Valley Cooperative, Northwest Rural Electric Cooperative, Western Iowa</u>	<u>Prairie Winds</u>	wind	2000	0.5¢/kWh
IA	<u>Cedar Falls Utilities</u>	<u>Harvest the Wind</u>	wind	2000	2.5¢/kWh
IA	<u>Central Iowa Power Cooperatives (all 12 coops/1 muni): Maquoketa Valley Electric Cooperative, Eastern Iowa REC, East-Central Iowa REC, Linn County REC, Pella, TIP Rural Electric Cooperative, Clarke Electric Cooperative, Midland Power Cooperative, Guthrie County REC, Farmers Electric Cooperative, Southwest Iowa REC, Consumer Energy, South Iowa Municipal Electric Cooperative Association</u>	<u>Wind Power</u>	wind	2006	1.5¢/kWh-2.5¢/kWh
IA	<u>Corn Belt Power Cooperatives (5 of 11 coops offer program): Butler County REC, Franklin REC, Grundy County REC, Humboldt County REC, Sac County REC</u>	<u>Energy Wise Renewables</u>	wind	2003	1.5¢/kWh
IA	<u>Dairvland Power Cooperative: Allamakee-Clayton/Postville, Hawkeve Tri-County/Cresco, Heartland Power/Thompson &amp; St. Ansgar</u>	<u>Evergreen Renewable Energy Program</u>	hydro, wind, landfill gas, biogas	1998	3.0¢/kWh
IA	<u>Farmers Electric Cooperative</u>	<u>Green Power Project</u>	biodiesel, wind	2004	Contribution
IA	<u>Iowa Association of Municipal Utilities (84 of 137 munis offer program) Afton, Algona, Alta Vista, Aplington, Auburn, Bancroft, Bellevue, Bloomfield, Breda, Brooklyn, Buffalo, Burt, Callender, Carlisle, Cascade, Cogoon, Coon Rapids, Corning, Corwith, Danville, Dayton, Durant, Dysart, Earlville, Eldridge, Ellsworth, Estherville, Fairbank, Farnhamville, Fontanelle, Forest City, Gowrie, Grafton, Grand Junction, Greenfield, Grundy Center, Guttenberg, Hopkinton, Hudson, Independence, Keosauqua, La Porte City, Lake Mills, Lake View, Laurens, Lenox, Livermore, Maquoketa, Marathon, McGregor, Milford, Montezuma, Mount Pleasant, Neola, New Hampton, Ogden, Orient, Osage, Panora, Pella, Pocahontas, Preston, Readlyn, Rockford, Sabula, Sergeant Bluff, Sibley, Spencer, Stanhope, State Center, Stratford, Strawberry Point, Stuart, Tipton, Villisca, Vinton, Webster City, West Bend, West Liberty, West Point, Westfield, Whittemore, Wilton, Winterset</u>	<u>Green City Energy</u>	wind, biomass, PV	2003	Varies by utility
IA	<u>MidAmerican Energy</u>	<u>Renewable Advantage</u>	wind	2004	Contribution
IA	<u>Missouri River Energy Services: Alton, Atlantic, Denison, Fontanelle, Hartley, Hawarden, Kimballton, Lake Park, Manilla,</u>	<u>RiverWinds</u>	wind	2003	2.0¢/kWh-2.5¢/kWh

	<a href="#">Orange City, Paullina, Primghar, Remsen, Rock Rapids, Sanborn, Shelby, Sioux Center, Woodbine</a>				
IA	<a href="#">Muscatine Power and Water</a>	<a href="#">Solar Muscatine</a>	PV	2004	Contribution
IA	<a href="#">Waverly Light &amp; Power</a>	<a href="#">Green Power Choice</a>	wind	2003	Contribution
IA	<a href="#">Waverly Light &amp; Power</a>	<a href="#">Iowa Energy Tags</a>	wind	2001	2.0¢/kWh
KY	<a href="#">Big Rivers Electric Corporation; Jackson Purchase Energy Corporation; Kenergy Corporation; Meade County Rural Electric Cooperative Corporation</a>	<a href="#">Renewable Resources Energy (EnviroWatts)</a>	100% biomass	2007	3.65¢/kWh
KY	<a href="#">E.ON U.S.: Louisville Gas and Electric Co., Kentucky Utilities Co.</a>	<a href="#">Green Energy</a>	100% KY Low Impact Hydro Institute-Certified hydro	2007	1.3¢/kWh-1.67¢/kWh
KY	<a href="#">East Kentucky Power Cooperative: Blue Grass Energy, Clark, Cumberland, Fleming-Mason, Grayson, Inter-County Energy, Jackson, Licking Valley, Nolin, Owen Electric, Salt River, Shelby, South Kentucky</a>	<a href="#">EnviroWatts</a>	landfill gas	2002	2.75¢/kWh
KY	<a href="#">TVA: Bowling Green Municipal Utilities, Franklin Electric Plant Board, Hopkinsville Electric System, Murray Electric System, Pennyrile Rural Electric Coop, Russellville Electric Plant Board, Tri-County Electric, Warren Rural Electric Coop</a>	<a href="#">Green Power Switch</a>	landfill gas, PV, wind	2000	2.67¢/kWh
LA	<a href="#">Entergy Gulf States</a>	<a href="#">Green Pricing Program</a>	biomass	2007	2.5¢/kWh
MA	<a href="#">Braintree Electric Light Department</a>	<a href="#">BGreen</a>	solar and wind	2009	2.0¢/kWh
MA	<a href="#">Concord Municipal Light Plant (CMLP)</a>	<a href="#">Green Power</a>	hydro	2004	3.0¢/kWh
MA	<a href="#">NSTAR</a>	<a href="#">NSTAR Green</a>	wind	2008	0.8¢/kWh-1.45¢/kWh
MA	<a href="#">Shrewsbury Electric and Cable Operations</a>	<a href="#">SELCO GreenLight</a>	wind	2007	6.67¢/kWh
MI	<a href="#">Consumers Energy</a>	<a href="#">Green Generation</a>	68% wind, 32% landfill gas	2005	1.67¢/kWh
MI	<a href="#">DTE Energy</a>	<a href="#">GreenCurrents</a>	wind, biomass	2007	2.0¢/kWh-2.5¢/kWh
MI	<a href="#">Lansing Board of Water and Light</a>	<a href="#">GreenWise Electric Power</a>	landfill gas, small hydro	2001	3.0¢/kWh
MI	<a href="#">Upper Peninsula Power Company</a>	<a href="#">NatureWise</a>	wind, landfill gas and animal waste methane	2004	1.4¢/kWh
MI	<a href="#">Wabash Valley Power Association (7 of 27 coops offer program): Boone REMC, Hendricks Power Cooperative, Kankakee Valley REMC, Miami-Cass REMC, Tipmont REMC, White County REMC, Northeastern REMC</a>	<a href="#">EnviroWatts</a>	wind, landfill gas	2000	0.9¢/kWh-1.0¢/kWh
MI	<a href="#">We Energies</a>	<a href="#">Energy for Tomorrow</a>	wind, landfill gas, hydro	2000	2.04¢/kWh
MN	<a href="#">Alliant Energy</a>	<a href="#">Second Nature</a>	landfill gas, wind	2002	2.0¢/kWh
MN	<a href="#">Basin Electric Power Cooperative; Minnesota Valley Electric Coop, Sioux Valley Southwestern</a>	<a href="#">Prairie Winds</a>	wind	2002	0.5¢/kWh
MN	<a href="#">Central Minnesota Municipal Power Agency: Blue Earth, Delano, Glencoe, Granite Falls, Janesville, Kenyon, Lake Crystal, Madelia, Mt. Lake, New Ulm, Sleepy Eye, Springfield, Truman, and Windom</a>	<a href="#">Green Energy Program</a>	wind, landfill gas	2000	1.5¢/kWh-2.5¢/kWh
MN	<a href="#">Dairyland Power Cooperative; Freeborn-Mower Cooperative / Albert Lea, People's / Rochester, Tri-County / Rushford</a>	<a href="#">Evergreen Renewable Energy Program</a>	hydro, wind, landfill gas, biogas	1998	1.5¢/kWh
MN	<a href="#">Great River Energy (all 28 coops offer program): Agralite, Arrowhead, BENCO Electric, Brown County Rural Electric, Connexus Energy, Co-op Light &amp; Power, Crow Wing Power, Dakota Electric Association, East Central</a>	<a href="#">Wellspring Renewable Wind Energy Program</a>	wind	1998	1.55¢/kWh-2.0¢/kWh

	<a href="#">Electric Association, Federated Rural Electric, Goodhue County, Itasca Mantran Cooperative, Kandiyohi Power Cooperative, Lake Country Power, Lake Region Electric Cooperative, McLeod Cooperative Power, Meeker Cooperative Light &amp; Power, Mille Lacs Electric Cooperative, Minnesota Valley, Nobles Cooperative Electric, North Itasca, Redwood Electric Cooperative, Runestone Electric, South Central Electric Association, Stearns Electric, Steele-Waseca, Todd-Wadena, Wright-Hennepin Electric</a>				
MN	<a href="#">Minnesota Power</a>	<a href="#">WindSense</a>	wind	2002	2.5¢/kWh
MN	<a href="#">Minnkota Power Cooperative: Beltrami, Clearwater Polk, North Star, PKM, Red Lake, Red River, Roseau, Wild Rice; Northern Municipal Power Agency (10 municipals)</a>	<a href="#">Infinity Wind Energy</a>	wind	1999	0.5¢/kWh
MN	<a href="#">Missouri River Energy Services: Adrian, Alexandria, Barnesville, Benson, Breckenridge, Detroit Lakes, Elbow Lake, Henning, Jackson, Lakefield, Lake Park, Luverne, Madison, Moorhead, Ortonville, St. James, Sauk Centre, Staples, Wadena, Westbrook, Worthington</a>	<a href="#">RiverWinds</a>	wind	2002	2.0¢/kWh-2.5¢/kWh
MN	<a href="#">Moorhead Public Service</a>	<a href="#">Capture the Wind</a>	wind	1998	1.5¢/kWh
MN	<a href="#">Otter Tail Power Company</a>	<a href="#">TailWinds</a>	wind	2002	1.6¢/kWh
MN	<a href="#">Xcel Energy</a>	<a href="#">WindSource</a>	wind	2003	2.0¢/kWh
MS	<a href="#">TVA: 4-County Electric Power Association, Alcorn Electric Power Association, Central Electric Power Association, Columbus Light &amp; Water, North East Mississippi Electric Power Association, Northcentral MS EPA, City of Okolona Electric Dept., City of Oxford Electric Dept., Starkville Electric System, Tallahatchie Valley EPA, Tippah Electric Power Association, Tishomingo County Electric Power Association, Tupelo Water &amp; Light Department</a>	<a href="#">Green Power Switch</a>	landfill gas, PV, wind	2000	2.67¢/kWh
MO	<a href="#">AmerenUE / 3Degrees</a>	<a href="#">Pure Power</a>	75% wind, 25% other renewables	2007	1.5¢/kWh
MO	<a href="#">Associated Electric Cooperative, Inc.; Black River Electric Cooperative, Boone Electric Cooperative, Callaway Electric Cooperative, Co-Mo Electric Cooperative, Crawford Electric Cooperative, Cuivre River Electric Cooperative, Howell-Oregon Electric Cooperative, Intercounty Electric Cooperative, LaCade Electric Cooperative, Lewis County Rural Electric Cooperative, Macon Electric Cooperative, White River Valley Electric Cooperative</a>	<a href="#">varies by utility</a>	biomass, wind	2003	2.0¢/kWh-3.5¢/kWh
MO	<a href="#">City Utilities of Springfield</a>	<a href="#">WindCurrent</a>	wind	2000	5.0¢/kWh
MO	<a href="#">Wabash Valley Power Association (7 of 27 coops offer program): Boone REMC, Hendricks Power Cooperative, Kankakee Valley REMC, Miami-Cass REMC, Tipmont REMC, White County REMC, Northeastern REMC</a>	<a href="#">EnviroWatts</a>	wind, landfill gas	2000	0.9¢/kWh-1.0¢/kWh
MT	<a href="#">Basin Electric Power Cooperative, Flathead Electric Coop, Lower Yellowstone, Powder River Energy</a>	<a href="#">Prairie Winds</a>	wind	2000	0.5¢/kWh
MT	<a href="#">Northwestern Energy</a>	<a href="#">E+ Green</a>	wind, PV	2003	2.0¢/kWh
MT	<a href="#">Park Electric Cooperative</a>	<a href="#">Green Power Program</a>	various renewables	2002	1.02¢/kWh
MT	<a href="#">Southern Montana Electric Generation and Transmission Cooperative (5 coops offer program): Fergus Electric, Yellowstone Valley, Bear Tooth Electric, Mid Yellowstone, and Tongue River</a>	<a href="#">Environmentally Preferred Power</a>	wind, hydro	2002	1.05¢/kWh

MT	<a href="#">Tri-State Generation &amp; Transmission: Big Horn Rural Electric Company</a>	<a href="#">Renewable Resource Power Service</a>	wind, hydro	2001	0.8¢/kWh
MT	<a href="#">Vigilante Electric Cooperative</a>	<a href="#">Alternative Renewable Energy Program</a>	wind	2003	1.1¢/kWh
NE	<a href="#">Omaha Public Power District</a>	<a href="#">Green Power Program</a>	landfill gas, wind	2002	3.0¢/kWh
NE	<a href="#">Tri-State Generation &amp; Transmission: Chimney Rock Public Power District, Highline Electric Association, Northwest Rural Public Power District</a>	<a href="#">Renewable Resource Power Service</a>	wind, hydro	2001	0.8¢/kWh
NV	<a href="#">Deseret Power: Mt. Wheeler Power Cooperative</a>	<a href="#">GreenWay</a>	various	2005	1.95¢/kWh
NV	<a href="#">NV Energy</a>	<a href="#">Desert Research Institute's GreenPower Program</a>	PV on schools	Unknown	Contribution
NM	<a href="#">El Paso Electric</a>	<a href="#">Renewable Energy Tariff</a>	wind	2003	2.28¢/kWh
NM	<a href="#">Los Alamos Department of Public Utilities</a>	<a href="#">Green Power</a>	wind	2005	1.8¢/kWh
NM	<a href="#">Navopache Electric Cooperative</a>	<a href="#">Voluntary Renewable Energy Program</a>	TBD	2008	4.0¢/kWh
NM	<a href="#">Public Service of New Mexico</a>	<a href="#">PNM Sky Blue</a>	wind	2003	1.1¢/kWh
NM	<a href="#">Tri-State Generation &amp; Transmission: Central New Mexico Electric Cooperative, Inc., Columbus Electric Cooperative, Inc., Continental Divide Electric Cooperative, Inc., Jemez Mountains Electric Cooperative, Inc., Kit Carson Electric Cooperative, Inc., Mora-San Miguel Electric Cooperative, Inc., Navopache Electric Cooperative, Northern Rio Arriba Electric Cooperative, Otero County Electric Cooperative, Inc., Sierra Electric Cooperative, Inc., Socorro Electric Cooperative, Inc., Southwestern Electric Cooperative, Inc., Springer Electric Cooperative, Inc.</a>	<a href="#">Renewable Resource Power Service</a>	wind, hydro	2001	0.4¢/kWh-2.5¢/kWh
NM	<a href="#">Xcel Energy</a>	<a href="#">WindSource</a>	wind	1999	3.0¢/kWh
NC	<a href="#">Dominion North Carolina Power</a>	<a href="#">NC GreenPower</a>	biomass, hydro, landfill gas, PV, wind	2003	2.5¢/kWh-4.0¢/kWh
NC	<a href="#">Duke Energy</a>	<a href="#">NC GreenPower</a>	biomass, hydro, landfill gas, PV, wind	2003	2.5¢/kWh-4.0¢/kWh
NC	<a href="#">Electricities: City of Albemarle, Town of Apex, City of Concord, Town of Cornelius, Fayetteville PWC, Town of Granite Falls, Greenville Utilities, City of High Point, Town of Huntersville, City of Kinston, City of Laurinburg, City of Lexington, City of Monroe, City of New Bern, City of Newton, City of Shelby, City of Statesville, Town of Wake Forest, City of Washington, Town of Waynesville, City of Wilson-Wilson Energy</a>	<a href="#">NC GreenPower</a>	biomass, hydro, landfill gas, PV, wind	2003	2.5¢/kWh-4.0¢/kWh
NC	<a href="#">NC Electric Cooperatives (22 of 27 coops offer program): Albemarle Electric Membership Corp., Blue Ridge Electric Membership Corp., Brunswick Electric Membership Corp., Carteret Craven Electric Coop., Central Electric Membership Corp., Edgecombe-Martin County Electric Membership Corp., EnergyUnited, Four County Electric Membership Corp., French Broad Electric Membership Corp., Haywood Electric Membership Corp., Jones-Onslow Electric Membership Corp., Lumbee River Electric Membership Corp., Pee Dee Electric Membership Corp., Piedmont Electric Membership Corp., Randolph Electric Membership Corp., Roanoke Electric Membership Corp., Rutherford Electric Membership Corp., Surry Yadkin Electric</a>	<a href="#">NC GreenPower</a>	biomass, hydro, landfill gas, PV, wind	2003	2.5¢/kWh-4.0¢/kWh

	<u>Membership Corp., Tideland Electric Membership Corp., Tri-County Electric Membership Corp., Union Power Cooperative, Wake Electric Membership Corp.</u>				
NC	<u>Progress Energy / CP&amp;L</u>	<u>NC GreenPower</u>	biomass, hydro, landfill gas, PV, wind	2003	2.5¢/kWh-4.0¢/kWh
NC	<u>TVA: Mountain Electric Cooperative</u>	<u>Green Power Switch</u>	landfill gas, PV, wind	2000	2.67¢/kWh
ND	<u>Basin Electric Power Cooperative: Burke Divide, Capital, Dakota Valley, KEM Electric Coop, Oliver Mercer Electric Coop, McKenzie Electric Coop, Montrail Williams, Mor-gran-sou Electric Coop, North Central Electric Coop, Northern Plains, Slope Electric Coop, Verendrye, West Plains</u>	<u>PrairieWinds</u>	wind	2000	0.5¢/kWh
ND	<u>Minnkota Power Cooperative: Cass County Electric, Cavalier Rural Electric, Nodak Electric; Northern Municipal Power Agency (2 municipals)</u>	<u>Infinity Wind Energy</u>	wind	1999	0.5¢/kWh
ND	<u>Missouri River Energy Services: City of Lakota</u>	<u>RiverWinds</u>	wind	2002	2.0¢/kWh-2.5¢/kWh
OH	<u>American Municipal Power-Ohio / Green Mountain Energy: City of Bowling Green, Cuyahoga Falls, Westerville, Wyandotte, Yellow Springs</u>	<u>Nature's Energy</u>	small hydro, landfill gas, wind	2003	1.3¢/kWh-1.5¢/kWh
OH	<u>Buckeye Power (Ohio Rural Electric Cooperatives)</u>	<u>EnviroWatts</u>	landfill gas	2006	2.0¢/kWh
OH	<u>Dayton Power &amp; Light</u>	<u>Green Connect</u>	various	2008	1.0¢/kWh
OH	<u>Duke Energy</u>	<u>GoGreen Power</u>	wind, PV, landfill gas, digester gas	2001	2.5¢/kWh
OH	<u>FirstEnergy: Ohio Edison Company</u>	<u>Green Resource Program</u>	various	2007	0.5¢/kWh
OH	<u>FirstEnergy: The Cleveland Electric Illuminating Company</u>	<u>Green Resource Program</u>	various	2007	0.5¢/kWh
OH	<u>FirstEnergy: The Toledo Edison</u>	<u>Green Resource Program</u>	various	2007	0.5¢/kWh
OH	<u>Wabash Valley Power Association (7 of 27 coops offer program): Boone REMC, Hendricks Power Cooperative, Kankakee Valley REMC, Miami-Cass REMC, Tipmont REMC, White County REMC, Northeastern REMC</u>	<u>EnviroWatts</u>	wind, landfill gas	2000	0.9¢/kWh-1.0¢/kWh
OK	<u>Associated Electric Cooperative, Inc.: Central Rural Electric Cooperative</u>	<u>varies by utility</u>	biomass, wind	2003	2.0¢/kWh-3.5¢/kWh
OK	<u>QG&amp;E Electric Services</u>	<u>QG&amp;E Wind Power</u>	wind	2003	-0.246¢/kWh
OK	<u>Oklahoma Municipal Power Authority: Tonkawa, Altus, Frederick, Okeene, Prague Municipal Utilities and Edmond Electric</u>	<u>Pure &amp; Simple</u>	wind	2004	1.8¢/kWh (-0.45¢/kWh Edmond)
OK	<u>Public Service Company of Oklahoma</u>	<u>WindChoice</u>	100% wind	2011	1.72¢/kWh
OK	<u>Western Farmers Electric Cooperative (19 of 19 coops offer program): Alfalfa Electric Cooperative, Caddo Electric Cooperative, Canadian Valley Electric Cooperative, Choctaw Electric Cooperative, Cimmaron Electric Cooperative, Cotton Electric Cooperative, East Central Oklahoma Electric Cooperative, Harmon Electric Cooperative, Kay Electric Cooperative, Kiamichi Electric Cooperative, Kiwash Electric Cooperative, Northfork Electric Cooperative, Northwestern Electric Cooperative, Oklahoma Electric Cooperative, People's Electric Cooperative, Red River Valley Rural Electric Cooperative, Rural Electric Cooperative, Southeastern Electric Cooperative, Southwest Rural Electric Cooperative</u>	<u>WindWorks</u>	wind	2004	0.5¢/kWh
OR	<u>City of Ashland / Bonneville Environmental Foundation</u>	<u>Renewable Pioneers</u>	PV, wind	2003	2.0¢/kWh

OR	<a href="#">Columbia River PUD</a>	<a href="#">Choice Energy</a>	wind	2005	1.5¢/kWh
OR	<a href="#">Emerald People's Utility District/Green Mountain Energy</a>	<a href="#">Choose Renewable Electricity</a>	wind, geothermal	2003	1.2¢/kWh
OR	<a href="#">Eugene Water &amp; Electric Board</a>	<a href="#">EWEB Greenpower</a>	various renewables	2007	1.0¢/kWh-1.5¢/kWh
OR	<a href="#">Eugene Water &amp; Electric Board</a>	<a href="#">EWEB Wind Power</a>	wind	1999	0.91¢/kWh
OR	<a href="#">Idaho Power</a>	<a href="#">Green Power Program</a>	various	2001	0.98¢/kWh
OR	<a href="#">Midstate Electric Cooperative</a>	<a href="#">Environmentally-Preferred Power</a>	wind	1999	2.5¢/kWh
OR	<a href="#">Oregon Trail Electric Cooperative</a>	<a href="#">Green Power</a>	wind	2002	1.5¢/kWh
OR	<a href="#">PacifiCorp: Pacific Power</a>	<a href="#">Blue Sky OS (Commercial Only)</a>	wind	2004	Sliding scale depending on size
OR	<a href="#">PacifiCorp: Pacific Power</a>	<a href="#">Blue Sky Block</a>	wind	2000	1.95¢/kWh
OR	<a href="#">PacifiCorp: Pacific Power / 3Degrees</a>	<a href="#">Blue Sky Habitat</a>	wind, biomass, PV	2002	0.78¢/kWh + \$2.50/mo. donation
OR	<a href="#">PacifiCorp: Pacific Power / 3Degrees</a>	<a href="#">Blue Sky Usage</a>	wind, biomass, PV	2002	0.78¢/kWh
OR	<a href="#">Pacific Northwest Generating Cooperative: Blachly-Lane Electric Cooperative, Central Electric Cooperative, Clearwater Power, Consumers Power, Coos-Curry Electric Cooperative, Douglas Electric Cooperative, Fall River Rural Electric Cooperative, Lost River Electric Cooperative, Raft River Rural Electric Cooperative, Umatilla Electric Cooperative, West Oregon Electric Cooperative. (11 of 15 coops offer program)</a>	<a href="#">Green Power</a>	landfill gas	1998	1.8¢/kWh-2.0¢/kWh
OR	<a href="#">Portland General Electric Company</a>	<a href="#">Clean Wind for Medium to Large Commercial &amp; Industrial Accounts</a>	wind	2003	1.7¢/kWh
OR	<a href="#">Portland General Electric Company</a>	<a href="#">Clean Wind Power</a>	wind	2002	1.75¢/kWh
OR	<a href="#">Portland General Electric Company / Green Mountain Energy</a>	<a href="#">Green Source</a>	existing geothermal, hydro, new wind	2002	0.8¢/kWh
OR	<a href="#">Portland General Electric Company / Green Mountain Energy</a>	<a href="#">Renewable Future</a>	wind	2007	1.5¢/kWh
OR	<a href="#">Springfield Utility Board</a>	<a href="#">ECOchoice</a>	various	2007	1.0¢/kWh
SC	<a href="#">Duke Energy Carolinas</a>	<a href="#">Palmetto Clean Energy (PaCE)</a>	wind, solar, landfill gas	2008	4.0¢s;/kWh
SC	<a href="#">Progress Energy Carolinas</a>	<a href="#">Palmetto Clean Energy (PaCE)</a>	wind, solar, landfill gas	2008	4.0¢/kWh
SC	<a href="#">SCE&amp;G</a>	<a href="#">Palmetto Clean Energy (PaCE)</a>	wind, solar, landfill gas	2008	4.0¢/kWh
SC	<a href="#">Santee Cooper: Aiken Electric Cooperative, Berkeley Electric Cooperative, Blue Ridge Electric, Coastal Electric Cooperative, Edisto Electric Cooperative, Fairfield Electric Cooperative, Horry Electric Cooperative, Laurens Electric Cooperative, Lynches River Electric Cooperative, Marlboro Electric Cooperative, Mid-Carolina Electric Cooperative, Palmetto Electric Cooperative, Pee Dee Electric Cooperative, Santee Electric Cooperative, Tri-County Electric Cooperative, York Electric Cooperative</a>	<a href="#">Green Power Program</a>	landfill gas	2001	3.0¢/kWh
SD	<a href="#">Basin Electric Power Cooperative: Bon Homme-Yankton Electric Assn., Central Electric Cooperative Association, Charles Mix Electric Association, City of Elk Point, Clay-Union Electric Corporation, Codington-Clark Electric Cooperative, Dakota Energy Cooperative, Douglas Electric Cooperative, FEM Electric Association, H-D Electric Cooperative, Kingsbury Electric Cooperative, Lyon-Lincoln Electric Cooperative, McCook Electric Cooperative, Northern Electric Cooperative, Oahe Electric Cooperative, Renville-Sibley Coop, Power Assn., Sioux Valley</a>	<a href="#">Prairie Winds</a>	wind	2000	0.5¢/kWh

	<a href="#">Southwestern Electric Coop.</a> , <a href="#">Southeastern Electric Coop.</a> , <a href="#">Union County Electric Cooperative.</a> , <a href="#">Whetstone Valley Electric Cooperative.</a> , <a href="#">Black Hills Electric Coop.</a> , <a href="#">LaCreek Electric Coop.</a> , <a href="#">West River Power Association.</a> , <a href="#">Butte Electric Coop.</a> , <a href="#">Cherry Todd Electric Coop.</a> , <a href="#">Moreau Grand Grand Electric Cooperative.</a> , <a href="#">Rosebud</a>				
SD	<a href="#">Missouri River Energy Services: City of Vermillion</a>	<a href="#">RiverWinds</a>	wind	2002	2.0¢/kWh- 2.5¢/kWh
SD	<a href="#">Tri-State Generation &amp; Transmission: Niobrara Electric Association, Inc.</a>	<a href="#">Renewable Resource Power Service</a>	wind, hydro	2001	0.8¢/kWh
TN	<a href="#">TVA: Alcoa Electric Department.</a> , <a href="#">Appalachian Electric Cooperative.</a> , <a href="#">Athens Utility Board.</a> , <a href="#">Bristol Tennessee Electric System.</a> , <a href="#">Brownsville Utility Department.</a> , <a href="#">Caney Fork Electric Cooperative.</a> , <a href="#">Chickasaw Electric Cooperative.</a> , <a href="#">Clarksville Department of Electricity.</a> , <a href="#">Cleveland Utilities.</a> , <a href="#">Clinton Utilities Board.</a> , <a href="#">Columbia Power &amp; Water Systems.</a> , <a href="#">Cookeville Electric Department.</a> , <a href="#">Covington Electric System.</a> , <a href="#">Cumberland Electric Membership Corporation.</a> , <a href="#">Dickson Electric Department.</a> , <a href="#">Duck River Electric Membership Corporation.</a> , <a href="#">Dyersburg Electric System.</a> , <a href="#">City of Elizabethton Electric System.</a> , <a href="#">FPB (Chattanooga).</a> , <a href="#">Erwin Utilities.</a> , <a href="#">Etowah Utilities.</a> , <a href="#">Fayetteville Public Utilities.</a> , <a href="#">Fort Loudon Electric Cooperative.</a> , <a href="#">Gallatin Department of Electricity.</a> , <a href="#">Gibson Electric Membership Corporation.</a> , <a href="#">Greeneville Light and Power System.</a> , <a href="#">Harriman Utility Board.</a> , <a href="#">Holston Electric Cooperative.</a> , <a href="#">Jackson Energy Authority.</a> , <a href="#">Jellico Electric &amp; Water.</a> , <a href="#">Johnson City Power Board.</a> , <a href="#">Knoxville Utilities Board.</a> , <a href="#">Lafollette Utilities Board.</a> , <a href="#">Lawrenceburg Power System.</a> , <a href="#">Lenoir City Utilities Board.</a> , <a href="#">Lexington Electric System.</a> , <a href="#">Loudon Utilities.</a> , <a href="#">City of Maryville Electric Department.</a> , <a href="#">McMinnville Electric System.</a> , <a href="#">Memphis Light Gas &amp; Water.</a> , <a href="#">Meriwether Lewis Electric Cooperative.</a> , <a href="#">Middle Tennessee Electric Membership Corporation.</a> , <a href="#">Milan Department of Public Utilities.</a> , <a href="#">Morristown Power System.</a> , <a href="#">Mountain Electric Cooperative.</a> , <a href="#">Murfreesboro Electric Department.</a> , <a href="#">Nashville Electric Service.</a> , <a href="#">Newport Utilities.</a> , <a href="#">Oak Ridge Electric Department.</a> , <a href="#">Paris Board of Public Utilities.</a> , <a href="#">Pickwick Electric Cooperative.</a> , <a href="#">Plateau Electric Cooperative.</a> , <a href="#">Powell Valley Electric Cooperative.</a> , <a href="#">Pulaski Electric System.</a> , <a href="#">Rockwood Electric Utility.</a> , <a href="#">Sequachee Valley Electric Cooperative.</a> , <a href="#">Sevier County Electric System.</a> , <a href="#">Shelbyville Power System.</a> , <a href="#">Smithville Electric System.</a> , <a href="#">Somerville Utility Department.</a> , <a href="#">Southwest Tennessee Electric Membership Corporation.</a> , <a href="#">Springfield Department of Electricity.</a> , <a href="#">Sweetwater Utilities Board.</a> , <a href="#">Tennessee Valley EC.</a> , <a href="#">Tri-County Electric.</a> , <a href="#">Tullahoma Utilities Board.</a> , <a href="#">Union City Electric System.</a> , <a href="#">Upper Cumberland Electric Membership Corporation.</a> , <a href="#">Volunteer Energy Cooperative.</a> , <a href="#">Weakley County Municipal Electric System.</a> , <a href="#">Winchester Utilities</a>	<a href="#">Green Power Switch</a>	landfill gas, PV, wind	2000	2.67¢/kWh
TX	<a href="#">Austin Energy (City of Austin)</a>	<a href="#">GreenChoice</a>	wind, landfill gas	2000/1997	1.85¢/kWh
TX	<a href="#">Bandera Electric Cooperative</a>	<a href="#">Choose-To-Renew</a>	wind, hydro	2005	-0.114¢/kWh
TX	<a href="#">CPS Energy (San Antonio)</a>	<a href="#">Windtricity</a>	wind	2000	3.0¢/kWh

TX	<a href="#">College Station Utilities</a>	<a href="#">Wind Watts (10%/50%/100%)</a>	new wind	2009	TBD
TX	<a href="#">El Paso Electric Company</a>	<a href="#">Renewable Energy Tariff</a>	wind	2001	1.92¢/kWh
TX	<a href="#">Pedernales Electric Cooperative</a>	<a href="#">Renewable Power</a>	wind, hydro	2006	0.5¢/kWh
UT	<a href="#">City of St. George</a>	<a href="#">Clean Green Power</a>	wind, small hydro	2005	2.95¢/kWh
UT	<a href="#">Deseret Power</a>	<a href="#">GreenWay</a>	various	2004	1.95¢/kWh
UT	<a href="#">PacifiCorp: Rocky Mountain Power</a>	<a href="#">Blue Sky</a>	wind	2003	0.71¢/kWh-1.94¢/kWh
UT	<a href="#">PacifiCorp: Utah Power</a>	<a href="#">Blue Sky</a>	wind	2000	1.95¢/kWh
UT	<a href="#">Tri-State Generation &amp; Transmission: Empire Electric Association, Inc.</a>	<a href="#">Renewable Resource Power Service</a>	wind, hydro	2001	0.8¢/kWh
VT	<a href="#">Central Vermont Public Service</a>	<a href="#">CVPS Cow Power</a>	biogas	2004	4.0¢/kWh
VT	<a href="#">Green Mountain Power</a>	<a href="#">CoolHome / CoolBusiness</a>	wind, biomass	2002	Contribution
VT	<a href="#">Green Mountain Power</a>	<a href="#">Greener GMP</a>	various renewables	2006	3.0¢/kWh
VA	<a href="#">AEP Appalachian Power</a>	<a href="#">Green Pricing Option</a>	low impact hydro	2009	1.5¢/kWh
VA	<a href="#">Dominion Virginia Power / 3Degrees</a>	<a href="#">Dominion Green Power</a>	biomass, low-impact hydro, solar, wind	2009	1.5¢/kWh
WA	<a href="#">Avista Utilities</a>	<a href="#">Buck-A-Block</a>	wind	2002	0.33¢/kWh
WA	<a href="#">Benton County Public Utility District</a>	<a href="#">Green Power Program</a>	landfill gas, wind, hydro	1999	Contribution
WA	<a href="#">Chelan County PUD</a>	<a href="#">Sustainable Natural Alternative Power (SNAP)</a>	PV, wind, micro hydro	2001	Contribution
WA	<a href="#">Clallam County PUD</a>	<a href="#">Clallam County PUD Green Power Program</a>	landfill gas	2001	0.69¢/kWh
WA	<a href="#">Clark Public Utilities</a>	<a href="#">Green Lights</a>	PV, wind	2002	1.5¢/kWh
WA	<a href="#">Cowlitz PUD</a>	<a href="#">Renewable Resource Energy</a>	wind, PV	2002	2.0¢/kWh
WA	<a href="#">Grant County PUD</a>	<a href="#">Alternative Energy Resources Program</a>	wind	2002	2.0¢/kWh
WA	<a href="#">Grays Harbor PUD</a>	<a href="#">Green Power</a>	wind	2002	3.0¢/kWh
WA	<a href="#">Lewis County PUD</a>	<a href="#">Green Power Energy Rate</a>	wind	2003	2.0¢/kWh
WA	<a href="#">Mason County PUD No. 3</a>	<a href="#">Mason Evergreen Power</a>	wind	2003	1.0¢/kWh
WA	<a href="#">Northen Wasco County PUD</a>	<a href="#">Pure Power</a>	wind	2007	2.5¢/kWh
WA	<a href="#">Orcas Power &amp; Light</a>	<a href="#">Go Green</a>	wind, hydro	1999	3.5¢/kWh
WA	<a href="#">Pacific County PUD</a>	<a href="#">Green Power</a>	landfill gas	2002	1.05¢/kWh
WA	<a href="#">PacifiCorp: Pacific Power</a>	<a href="#">Blue Sky Block</a>	wind	2000	1.95¢/kWh
WA	<a href="#">Peninsula Light</a>	<a href="#">Green by Choice</a>	wind, hydro, biogas	2002	2.0¢/kWh
WA	<a href="#">Puget Sound Energy</a>	<a href="#">Green Power Program</a>	wind, PV, biogas	2002	1.25¢/kWh
WA	<a href="#">Seattle City Light</a>	<a href="#">Seattle Green Power</a>	PV, biogas	2002	Contribution
WA	<a href="#">Seattle City Light</a>	<a href="#">Green Up</a>	wind	2005	1.5¢/kWh
WA	<a href="#">Snohomish County Public Utility District</a>	<a href="#">Planet Power</a>	wind	2002	2.0¢/kWh
WA	<a href="#">Tacoma Power</a>	<a href="#">EverGreen Options</a>	wind	2000	1.2¢/kWh
WV	<a href="#">AEP Appalachian Power</a>	<a href="#">Green Pricing Option</a>	wind and hydro	2008	1.5¢/kWh
WV	<a href="#">AEP Wheeling Power</a>	<a href="#">Green Pricing Option</a>	wind and hydro	2008	2.0¢/kWh
WI	<a href="#">Alliant Energy</a>	<a href="#">Second Nature</a>	wind, landfill gas	2000	2.0¢/kWh
WI	<a href="#">Dairyland Power Cooperative: Barron Electric, Bayfield/ Iron River, Chippewa / Cornell Valley, Clark / Greenwood, Dunn / Menomonie, Eau Claire / Fall Creek, Jackson / Black River Falls, Jump River / Ladysmith, Oakdale, Pierce-Pepin / Ellsworth, Polk-Burnett / Centuria, Price / Phillips, Richland, Riverland / Arcadia, St. Croix / Baldwin, Scenic Rivers / Lancaster, Taylor / Medford, Vernon / Westby</a>	<a href="#">Evergreen Renewable Energy Program</a>	hydro, wind, landfill gas, biogas	1998	1.5¢/kWh
WI	<a href="#">Great River Energy: Head of the Lakes</a>	<a href="#">Wellspring Renewable Wind Energy Program</a>	wind	1997	1.45¢/kWh-2.0¢/kWh
WI	<a href="#">Madison Gas &amp; Electric</a>	<a href="#">Green Power Tomorrow</a>	wind	1999	1.0¢/kWh

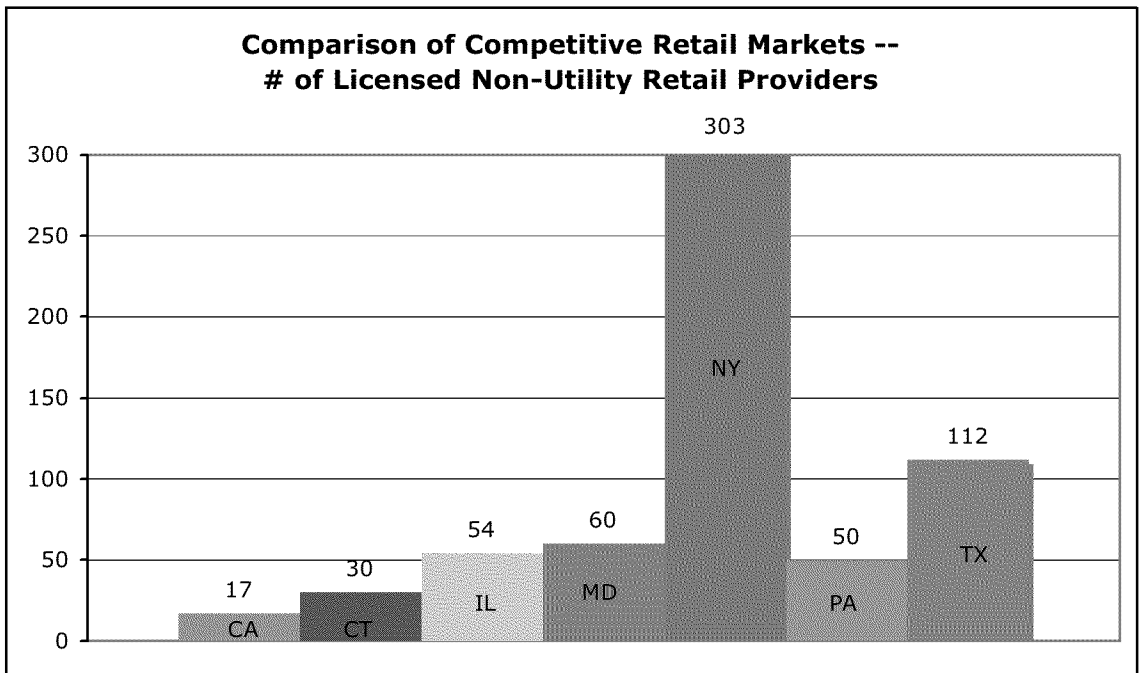
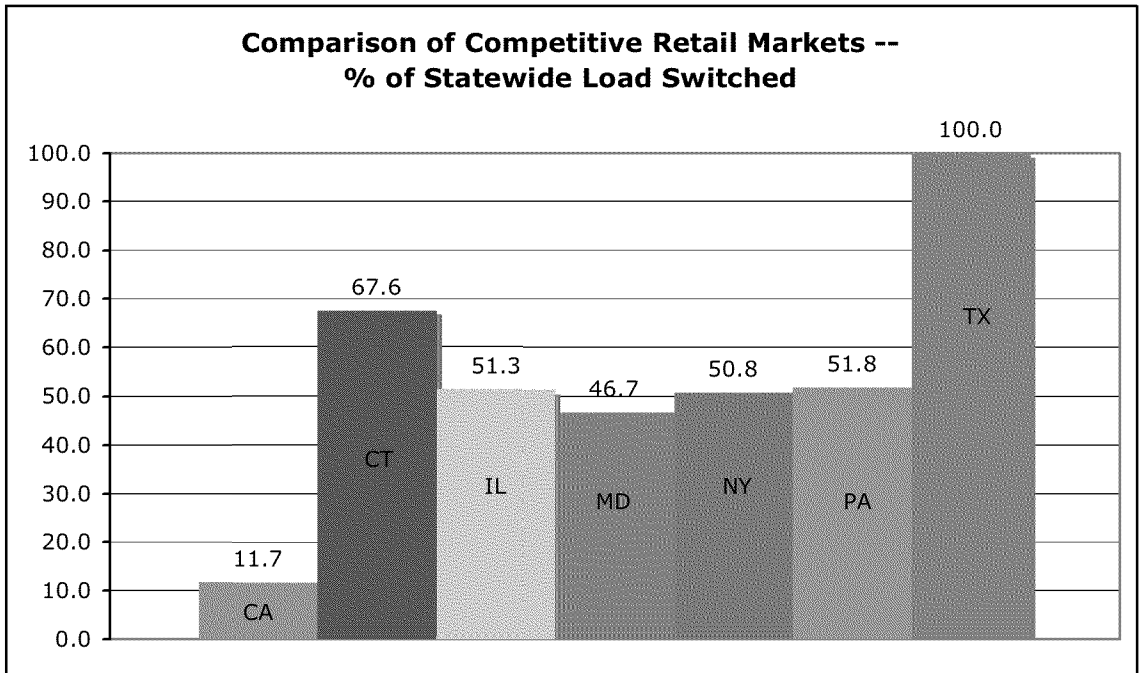


WI	<a href="#">WPPI Energy (34 of 37 munis offer program): Algoma, Cedarburg, Florence, Kaukauna, Muscoda, Stoughton, Reedsburg, Oconomowoc, Waterloo, Whitehall, Columbus, Hartford, Lake Mills, New Holstein, Richland Center, Boscobel, Cuba City, Hustisford, Sturgeon Bay, Waunakee, Lodi, New London, Plymouth, River Falls, Sun Prairie, Waupun, Eagle River, Jefferson, Menasha, New Richmond, Prairie du Sac, Slinger, Two Rivers, Westby</a>	<a href="#">Renewable Energy Program</a>	small hydro, wind, biogas	2001	1.0¢/kWh
WI	<a href="#">We Energies</a>	<a href="#">Energy for Tomorrow</a>	landfill gas, PV, hydro, wind	1996	1.37¢/kWh
WI	<a href="#">Wisconsin Public Service</a>	<a href="#">Solar Wise for Schools</a>	PV in schools	1996	Contribution
WI	<a href="#">Wisconsin Public Service</a>	<a href="#">NatureWise</a>	wind, landfill gas, biogas	2002	1.25¢/kWh
WY	<a href="#">Basin Electric Power Cooperative: Powder River Energy</a>	<a href="#">Prairie Winds</a>	wind	2000	0.5¢/kWh
WY	<a href="#">Cheyenne Light, Fuel and Power Company/Bonneville Environmental Foundation</a>	<a href="#">Renewable Premium Program</a>	99% new wind, 1% new solar	2006	3.5¢/kWh
WY	<a href="#">Lower Valley Energy</a>	<a href="#">Green Power</a>	wind	2003	1.167¢/kWh
WY	<a href="#">PacifiCorp: Pacific Power</a>	<a href="#">Blue Sky</a>	wind	2000	1.95¢/kWh
WY	<a href="#">Tri-State Generation &amp; Transmission: Carbon Power &amp; Light, Inc.</a>	<a href="#">Renewable Resource Power Service</a>	wind, hydro	2001	0.8¢/kWh
WY	<a href="#">Yampa Valley Electric Association</a>	<a href="#">Wind Energy Program</a>	wind	1999	0.6¢/kWh
<b>Source:</b> National Renewable Energy Laboratory, Golden, Colorado.					
<b>Notes:</b> Utility green pricing programs may only be available to customers located in the utility's service territory.					

Not finding the program you were looking for? Please refer to our other tables in [Information Resources](#) or go directly to [Buying Green Power](#) page.

 [Printable Version](#)

[Green Power Network Home](#) | [EERE Home](#) | [U.S. Department of Energy](#)  
[Webmaster](#) | [Web Site Policies](#) | [Security & Privacy](#) | [USA.gov](#)  
Content Last Updated: 12/16/2010



**SECURITY REQUIREMENTS FOR COMPETITIVE RETAIL PROVIDERS – SAMPLE STATES**

<b>State</b>	<b>Credit Standard (Standard &amp; Poor's)</b>	<b>Financial Security Amount</b>
CA <i>Proposed</i>	AA	Unknown -- may vary from \$100,000 to \$25 million+
CT	Not Specified	Lesser of (a) \$250,000 or (b) 5% of estimated gross receipts of one year of operation.
IL	BBB-	Varies from \$30,000 - \$300,000 depending on type of customer served.
MD	Not applicable	Proof of financial integrity. <u>If</u> collecting deposits or pre-payments \$50,000 initially then 100% of deposits or prepayments.
NY	BBB	Must satisfy creditworthiness requirements
PA	Not applicable	Initially \$250,000; after 1 <sup>st</sup> year 10% of reported gross receipts.
TX	BBB-	Can meet rating or net worth requirements; if not may provide letter of credit of \$500,000.