
Solar PV Program (UOG and PPA)

{Redacted}

Renewable Auction Mechanism

{Redacted}

Contracts Not included in Base Case

2011

{Redacted}

Feed In Tariffs

2011


{Redacted}

2,012	2,013	2,014	2,015	2,016	2,017	2,018	2,019	2,020

2,012	2,013	2,014	2,015	2,016	2,017	2,018	2,019	2,020


Delivery Volumes (MWh)								
2012	2013	2014	2015	2016	2017	2018	2019	2020

--	--	--	--	--	--	--	--	--



2012	2013	2014	2015	2016	2017	2018	2019	2020
------	------	------	------	------	------	------	------	------

2012	2013	2014	2015	2016	2017	2018	2019	2020
------	------	------	------	------	------	------	------	------



	2011	2012	2013	2014	2015	2016
Sales (GWh)	{Redacted}					
RPS Requirements						
Assumed Annual Targets (%)						

High Need Case

Baseline (GWh)	{Redacted}
Operational (GWh)	
Projects Under Construction (GWh)	
CPUC Approved Programs (GWh)	
60% EBNUC (GWh)	
% RPS Deliveries	
High Need Case Total (TWh)	
Long/Short Position (TWh)	

Name	Lognum	EBNUC or UC	Resource Type	Delivery Volumes (MWh)					
				2011	2012	2013	2014	2015	2016
Pre-2002 Contracts		Baseline	Various	{Redacted}					
{Redacted}			{Redacted}						

Project Name
{Redacted}

Name	Lognum	EBNUC or UC	Resource Type	2011	2012	2013	2014	2015	2016
------	--------	-------------	---------------	------	------	------	------	------	------

Solar PV Program (UOG and PPA)

Name	Lognum	EBNUC or UC	Resource Type	2011	2012	2013	2014	2015	2016
------	--------	-------------	---------------	------	------	------	------	------	------

{Redacted}

Renewable Auction Mechanism

{Redacted}

Contracts Not included in High Need Scenario

{Redacted}


	2011	2012	2013	2014	2015	2016
--	------	------	------	------	------	------

Name	Lognum	EBNUC or UC	Resource Type	2011	2012	2013	2014	2015	2016
Feed In Tariffs				2011	2012	2013	2014	2015	2016

{Redacted}


Name	Lognum	EBNUC or UC	Resource Type	2011	2012	2013	2014	2015	2016
------	--------	-------------	---------------	------	------	------	------	------	------

2,017 2,018 2,019 2,020



es (MWh)

2017 2018 2019 2020



2017 2018 2019 2020



2017	2018	2019	2020
------	------	------	------

--	--	--	--

--	--	--	--

2017	2018	2019	2020
------	------	------	------

--	--	--	--

2017	2018	2019	2020
2017	2018	2019	2020

2017 2018 2019 2020



Solar PV Program (UOG and PPA)

{Redacted}

Renewable Auction Mechanism

{Redacted}

Contracts Not included in High Need Scenario

{Redacted}

2011

2012

2013

2014

2015

2016

2017

2

Solar PV Program (UOG and PPA)

{Redacted}

Renewable Auction Mechanism

{Redacted}

Contracts Not included in High Need Scenario

{Redacted}

2011

2012

2013

2014

2015

2016

2017

2

Solar PV Program (UOG and PPA)

{Redacted}

Renewable Auction Mechanism

{Redacted}

Contracts Not included in High Need Scenario

{Redacted}

2011

2012

2013

2014

2015

2016

2017

2

Resource Type	2011	2012	2013	2014	2015	2016	2017	2018	2019	2020
Various	{Redacted}									
{Redacted}										

--	--	--	--	--	--	--	--	--	--	--

Solar PV Program (UOG and PPA)

{Redacted}

Renewable Auction Mechanism

{Redacted}

Contracts Not included in High Need Scenario

{Redacted}

2011

2012

2013

2014

2015

2016

2017

2

2011	2012	2013	2014	2015	2016	2017	2018	2019	2020
------	------	------	------	------	------	------	------	------	------

{Redacted}									
------------	--	--	--	--	--	--	--	--	--

--	--	--	--	--	--	--	--	--	--

Solar PV Program (UOG and PPA)

{Redacted}

Renewable Auction Mechanism

{Redacted}

Contracts Not included in High Need Scenario

{Redacted}

2011

2012

2013

2014

2015

2016

2017

2

2012 2013 2014 2015 2016 2017 2018 2019 2020

--	--	--	--	--	--	--	--	--

Solar PV Program (UOG and PPA)

{Redacted}

Renewable Auction Mechanism

{Redacted}

Contracts Not included in High Need Scenario

{Redacted}

2011

2012

2013

2014

2015

2016

2017

2

2013 2014 2015 2016 2017 2018 2019 2020

--	--	--	--	--	--	--	--

Solar PV Program (UOG and PPA)

{Redacted}

Renewable Auction Mechanism

{Redacted}

Contracts Not included in High Need Scenario

{Redacted}

2011

2012

2013

2014

2015

2016

2017

2

2014	2015	2016	2017	2018	2019	2020
------	------	------	------	------	------	------

--	--	--	--	--	--	--

--	--	--	--	--	--	--

Solar PV Program (UOG and PPA)

{Redacted}

Renewable Auction Mechanism

{Redacted}

Contracts Not included in High Need Scenario

{Redacted}

2011

2012

2013

2014

2015

2016

2017

2

2015	2016	2017	2018	2019	2020
------	------	------	------	------	------

--	--	--	--	--	--

--	--	--	--	--	--

Solar PV Program (UOG and PPA)

{Redacted}

Renewable Auction Mechanism

{Redacted}

Contracts Not included in High Need Scenario

{Redacted}

2011

2012

2013

2014

2015

2016

2017

2

2016	2017	2018	2019	2020
------	------	------	------	------

--	--	--	--	--

--	--	--	--	--

Solar PV Program (UOG and PPA)

{Redacted}

Renewable Auction Mechanism

{Redacted}

Contracts Not included in High Need Scenario

{Redacted}

2011

2012

2013

2014

2015

2016

2017

2

2017	2018	2019	2020

Solar PV Program (UOG and PPA)

{Redacted}

Renewable Auction Mechanism

{Redacted}

Contracts Not included in High Need Scenario

{Redacted}

2011

2012

2013

2014

2015

2016

2017

2

2018 2019 2020

2018	2019	2020

Solar PV Program (UOG and PPA)

{Redacted}

Renewable Auction Mechanism

{Redacted}

Contracts Not included in High Need Scenario

{Redacted}

2011

2012

2013

2014

2015

2016

2017

2

Solar PV Program (UOG and PPA)

{Redacted}

Renewable Auction Mechanism

{Redacted}

Contracts Not included in High Need Scenario

{Redacted}

2011

2012

2013

2014

2015

2016

2017

2

2020

Solar PV Program (UOG and PPA)

{Redacted}

Renewable Auction Mechanism

{Redacted}

Contracts Not included in High Need Scenario

{Redacted}

2011

2012

2013

2014

2015

2016

2017

2

**and High Need scenario assumptions are summarized in the following table.
From Base Case, High Need assumptions have been highlighted in blue font)**

--

{Redacted}

Base Case

High Need

{Redacted}

|

