

BEFORE THE PUBLIC UTILITIES COMMISSION OF THE STATE OF CALIFORNIA

Order Instituting Rulemaking to Continue Implementation and

Administration of California Renewables Portfolio Standard Program.

Rulemaking 11-05-005
(Filed May 5, 2011)

EDF Industrial Power Services (CA), LLC
PUBLIC

2011 Preliminary Annual 33% RPS Compliance Report

Reporting progress towards meeting the procurement quantity requirements for California's RPS
Program

December 27, 2012

Name: Byron Pollard
Title: Director
Email: byron.pollard@edftrading.com
Phone: 281-653-1641
Fax: 281-653-1541
Address: 4700 W. Sam Houston Parkway N., Suite 250
Houston, TX 77063

RPS Compliance Report: Summary

2011 Annual Summary	
Report Date	

RPS Summary Report	2011	
	MWh	% of Total Retail Sales
Total Retail Sales	0	n/a
Annual RPS Target	0	0.0%
Total RPS Eligible RECs Procured	0	0.0%
Total RPS Eligible RECs Retired for Compliance	0	0.0%

RPS Procurement Resource Mix

RPS Procurement	2011	
	MWh	% of Total RPS Procurement
Biomass	0	0.0%
Digester Gas	0	0.0%
Biodiesel	0	0.0%
Landfill Gas	0	0.0%
Muni Solid Waste	0	0.0%
<i>Biopower Subtotal</i>	0	0.0%
Geothermal	0	0.0%
Small Hydro	0	0.0%
Conduit Hydro	0	0.0%
Solar PV	0	0.0%
Solar Thermal	0	0.0%
Wind	0	0.0%
Ocean/Tidal	0	0.0%
Fuel Cells	0	0.0%
Total RPS Eligible Procurement	0	

Claimed Portfolio Content Category of RPS Procurement

Portfolio Content Category	2011	
	MWh	% of Total RPS Procurement
RECs Procured from Contracts Executed Prior to June 1, 2010	0	0.0%
RECs Procured from Category 1 Eligible Resources	0	0.0%
RECs Procured from Category 2 Eligible Resources	0	0.0%
RECs Procured from Category 3 Eligible Resources	0	0.0%
	0	

RPS Compliance Report: Summary

2011-13 Compliance Period	
Report Date	

RPS Summary Report	2011	2012	2013	CP TOTAL	% of Total Retail Sales
	MWh	MWh	MWh	MWh	
Total Retail Sales	0	0			n/a
Annual RPS Targets and Compliance Period Procurement Requirement	0	0			20.0%
Total RPS Eligible RECs Procured	0	0	0	0	0.0%
Total RPS Eligible RECs Retired	0	0	0	0	0.0%

This amount represents total procurement quantity requirement

This amount represents quantity of RECs retired for this compliance period

RPS Procurement Resource Mix

RPS Procurement	2011	2012	2013	CP TOTAL	% of Total RPS Procurement
	MWh	MWh	MWh	MWh	
Biomass	0	0	0	0	0.0%
Digester Gas	0	0	0	0	0.0%
Biodiesel	0	0	0	0	0.0%
Landfill Gas	0	0	0	0	0.0%
Muni Solid Waste	0	0	0	0	0.0%
<i>Biopower Subtotal</i>	0	0	0	0	0.0%
Geothermal	0	0	0	0	0.0%
Small Hydro	0	0	0	0	0.0%
Conduit Hydro	0	0	0	0	0.0%
Solar PV	0	0	0	0	0.0%
Solar Thermal	0	0	0	0	0.0%
Wind	0	0	0	0	0.0%
Ocean/Tidal	0	0	0	0	0.0%
Fuel Cells	0	0	0	0	0.0%
Total RPS Eligible Procurement	0	0	0	0	

Claimed Portfolio Content Category of RPS Procurement

Portfolio Content Category	2011	2012	2013	CP TOTAL	% of Total RPS Procurement
	MWh	MWh	MWh	MWh	
RECs Procured from Contracts Executed Prior to June 1, 2010	0	0	0	0	0.0%
RECs Procured from Category 1 Eligible Resources	0	0	0	0	0.0%
RECs Procured from Category 2 Eligible Resources	0	0	0	0	0.0%
RECs Procured from Category 3 Eligible Resources	0	0	0	0	0.0%
Total	0	0	0	0	

Data Reported by:
 EDF Industrial Power Services (CA), LLC
 December 27, 2012

Compliance Summary and Charts

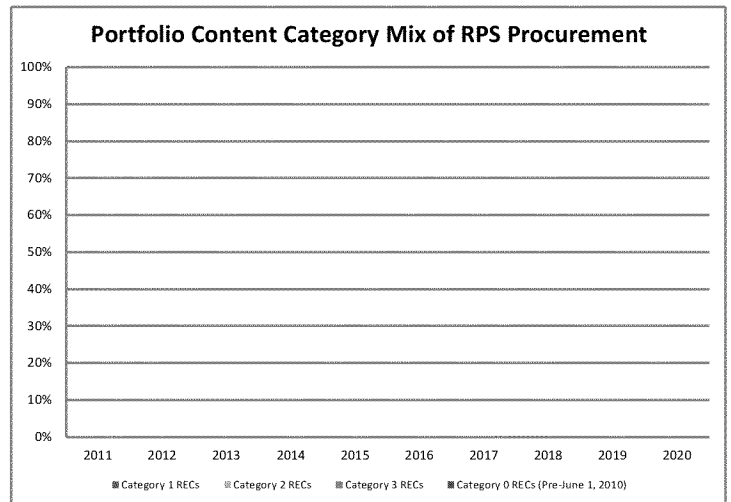
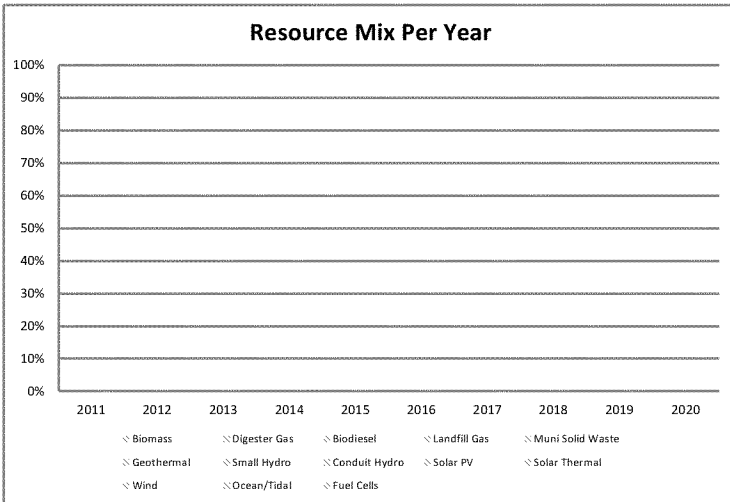
	2011	2012	2013	2014	2015	2016	2017	2018	2019	2020
Retail Sales (MWh)	0	0			0	0	0	0	0	0
Annual % Target	20.0%	20.0%	20.0%	21.7%	23.3%	25.0%	27.0%	29.0%	31.0%	33.0%
Annual RPS Target	0	0			0	0	0	0	0	0
Procurement Quantity Requirement							0			

Resource Mix

	2011	2012	2013	2014	2015	2016	2017	2018	2019	2020
Total RPS Procurement	0	0	0	0	0	0	0	0	0	0
Biomass	0	0	0	0	0	0	0	0	0	0
Digester Gas	0	0	0	0	0	0	0	0	0	0
Biodiesel	0	0	0	0	0	0	0	0	0	0
Landfill Gas	0	0	0	0	0	0	0	0	0	0
Muni Solid Waste	0	0	0	0	0	0	0	0	0	0
Biopower Subtotal	0	0	0	0	0	0	0	0	0	0
Geothermal	0	0	0	0	0	0	0	0	0	0
Small Hydro	0	0	0	0	0	0	0	0	0	0
Conduit Hydro	0	0	0	0	0	0	0	0	0	0
Solar PV	0	0	0	0	0	0	0	0	0	0
Solar Thermal	0	0	0	0	0	0	0	0	0	0
Wind	0	0	0	0	0	0	0	0	0	0
Ocean/Tidal	0	0	0	0	0	0	0	0	0	0
Fuel Cells	0	0	0	0	0	0	0	0	0	0

Portfolio Content Category Mix

	2011	2012	2013	2014	2015	2016	2017	2018	2019	2020
Category 0 RECs (Pre-June 1, 2010)	0	0	0	0	0	0	0	0	0	0
Category 1 RECs	0	0	0	0	0	0	0	0	0	0
Category 2 RECs	0	0	0	0	0	0	0	0	0	0
Category 3 RECs	0	0	0	0	0	0	0	0	0	0



Annual RPS Compliance Report: Compliance Status

Data Reported by:
EDF Industrial Power Services (CA), LLC
December 27, 2012

	Input Required
	Actual Data
	Forecasted Data
	Information is Hard Coded

Information from the 20% RPS Compliance Program (MWh)	Actual
Total Retail Sales in 2010	0
Net Surplus/(Deficit) from 20% RPS Closing Report	0

Annual RPS Procurement and Percentages (MWh)	Compliance Period 1			Compliance Period 2			Compliance Period 3			
	Actual	Forecast		Forecast			Forecast			
	2011	2012	2013	2014	2015	2016	2017	2018	2019	2020
Annual Retail Sales	0	0	0	0	0	0	0	0	0	0
Annual RPS Procurement	0	0	0	0	0	0	0	0	0	0
Annual Percentage Targets	20.0%	20.0%	20.0%	21.7%	23.3%	25.0%	27.0%	29.0%	31.0%	33.0%
Annual RPS Procurement Percentage	0.0%	0.0%	0.0%	0.0%	0.0%	0.0%	0.0%	0.0%	0.0%	0.0%

Procurement Quantity Requirement (MWh)	Compliance Period 1			Compliance Period 2			Compliance Period 3			
	2011	2012	2013	2014	2015	2016	2017	2018	2019	2020
Procurement Quantity Requirement (PQR)										
Pre-June 1, 2010 RECs Retired (Annual)	0	0	0	n/a	n/a	n/a	n/a	n/a	n/a	n/a
Category 1 RECs Retired (Annual)	0	0	0	n/a	n/a	n/a	n/a	n/a	n/a	n/a
Category 2 RECs Retired (Annual)	0	0	0	n/a	n/a	n/a	n/a	n/a	n/a	n/a
Category 3 RECs Retired (Annual)	0	0	0	n/a	n/a	n/a	n/a	n/a	n/a	n/a
Annual Percentage Targets	20.0%	20.0%	20.0%	n/a	n/a	n/a	n/a	n/a	n/a	n/a
RECs Retired as Percentage of Retail Sales	0.0%	0.0%	0.0%	n/a	n/a	n/a	n/a	n/a	n/a	n/a
Total RECs Retired (Compliance Period)										

Portfolio Balance Requirements (MWh)	Compliance Period 1			Compliance Period 2			Compliance Period 3			
	2011	2012	2013	2014	2015	2016	2017	2018	2019	2020
Category 1 RECs Retired (Compliance Period)										
Category 2 RECs Retired (Compliance Period)										
Category 3 RECs Retired (Compliance Period)										
Category 1 Balance Requirement										
Excess/(Shortfall) Retirements from Category 1										
Category 3 Balance Limitation										
Ineligible Category 3										

Excess Procurement Calculation (MWh)	Compliance Period 1			Compliance Period 2			Compliance Period 3			
	2011	2012	2013	2014	2015	2016	2017	2018	2019	2020
RECs applied to PQR from contracts executed prior to June 1, 2010										
Long-Term Category 1 RECs applied to PQR										
Short-Term Category 1 RECs applied to PQR										
Long-Term Category 2 RECs applied to PQR										
Short-Term Category 2 RECs applied to PQR										
Long-Term Category 3 RECs applied to PQR										
Short-Term Category 3 RECs applied to PQR										
Excess RECs Eligible for Banking										
Excess Pre-June 1, 2010 RECs										
Excess Category 1 RECs										
Excess Category 2 RECs										
Remaining Excess RECs Eligible for Banking and Requiring a Category Assignment										

Excess Procurement Bank (MWh)	Compliance Period 1			Compliance Period 2			Compliance Period 3			
	2011	2012	2013	2014	2015	2016	2017	2018	2019	2020
Pre-June 1, 2010 Bank										
Category 1 Bank										
Category 2 Bank										
Application of Pre-June 1, 2010 Banked RECs										
Application of Category 1 Banked RECs										
Application of Category 2 Banked RECs										
Cumulative Pre-June 1, 2010 Bank										
Cumulative Category 1 Bank										
Cumulative Category 2 Bank										

RPS Compliance Status (MWh)	Compliance Period 1			Compliance Period 2			Compliance Period 3			
	2011	2012	2013	2014	2015	2016	2017	2018	2019	2020
Additional RECs Needed to meet RPS Procurement Quantity Requirement										

Provisional 20% Closing Report	2011	2012	2013
	Deficit from Provisional 20% RPS Closing Report		N/A
RECs applied to PQR from contracts executed prior to June 1, 2010			
Long-Term Category 1 RECs applied to PQR			
Short-Term Category 1 RECs applied to PQR			
Long-Term Category 2 RECs applied to PQR			
Short-Term Category 2 RECs applied to PQR			
Long-Term Category 3 RECs applied to PQR			
Short-Term Category 3 RECs applied to PQR			
Application of Pre-June 1, 2010 RECs to 20% Closing Report Deficit			
Application of Long-term Category 1 RECs to 20% Closing Report Deficit			
Application of Short-term Category 1 RECs to 20% Closing Report Deficit			
Application of Long-term Category 2 RECs to 20% Closing Report Deficit			
Application of Short-term Category 2 RECs to 20% Closing Report Deficit			
Application of Long-term Category 3 RECs to 20% Closing Report Deficit			
Application of Short-term Category 3 RECs to 20% Closing Report Deficit			
Cumulative Closing Report Deficit		N/A	

Actual Data
 Reported Date

Retirement Subcategory	General RMB									
	2011	2012	2013	2014	2015	2016	2017	2018	2019	2020
State Pension (Annuity)	0	0	0	0	0	0	0	0	0	0
State Pension (Lump Sum)	0	0	0	0	0	0	0	0	0	0
State Pension (Other)	0	0	0	0	0	0	0	0	0	0
State Pension (Total)	0	0	0	0	0	0	0	0	0	0
Private Pension (Annuity)	0	0	0	0	0	0	0	0	0	0
Private Pension (Lump Sum)	0	0	0	0	0	0	0	0	0	0
Private Pension (Other)	0	0	0	0	0	0	0	0	0	0
Private Pension (Total)	0	0	0	0	0	0	0	0	0	0
Other Retirement (Annuity)	0	0	0	0	0	0	0	0	0	0
Other Retirement (Lump Sum)	0	0	0	0	0	0	0	0	0	0
Other Retirement (Other)	0	0	0	0	0	0	0	0	0	0
Other Retirement (Total)	0	0	0	0	0	0	0	0	0	0
Total Retirement	0	0	0	0	0	0	0	0	0	0

RMB Activity Description	General RMB									
	2011	2012	2013	2014	2015	2016	2017	2018	2019	2020
Contributions	0	0	0	0	0	0	0	0	0	0
Withdrawals	0	0	0	0	0	0	0	0	0	0
Net Change	0	0	0	0	0	0	0	0	0	0
Beginning Balance	0	0	0	0	0	0	0	0	0	0
Ending Balance	0	0	0	0	0	0	0	0	0	0

Retirement Plan	General RMB										Report Type	Report Classification
	2011	2012	2013	2014	2015	2016	2017	2018	2019	2020		
State Pension (Annuity)	0	0	0	0	0	0	0	0	0	0		
State Pension (Lump Sum)	0	0	0	0	0	0	0	0	0	0		
State Pension (Other)	0	0	0	0	0	0	0	0	0	0		
State Pension (Total)	0	0	0	0	0	0	0	0	0	0		
Private Pension (Annuity)	0	0	0	0	0	0	0	0	0	0		
Private Pension (Lump Sum)	0	0	0	0	0	0	0	0	0	0		
Private Pension (Other)	0	0	0	0	0	0	0	0	0	0		
Private Pension (Total)	0	0	0	0	0	0	0	0	0	0		
Other Retirement (Annuity)	0	0	0	0	0	0	0	0	0	0		
Other Retirement (Lump Sum)	0	0	0	0	0	0	0	0	0	0		
Other Retirement (Other)	0	0	0	0	0	0	0	0	0	0		
Other Retirement (Total)	0	0	0	0	0	0	0	0	0	0		

Contract Type	General RMB										Report Type	Report Classification	Contract Length
	2011	2012	2013	2014	2015	2016	2017	2018	2019	2020			
State Pension (Annuity)	0	0	0	0	0	0	0	0	0	0			
State Pension (Lump Sum)	0	0	0	0	0	0	0	0	0	0			
State Pension (Other)	0	0	0	0	0	0	0	0	0	0			
State Pension (Total)	0	0	0	0	0	0	0	0	0	0			
Private Pension (Annuity)	0	0	0	0	0	0	0	0	0	0			
Private Pension (Lump Sum)	0	0	0	0	0	0	0	0	0	0			
Private Pension (Other)	0	0	0	0	0	0	0	0	0	0			
Private Pension (Total)	0	0	0	0	0	0	0	0	0	0			
Other Retirement (Annuity)	0	0	0	0	0	0	0	0	0	0			
Other Retirement (Lump Sum)	0	0	0	0	0	0	0	0	0	0			
Other Retirement (Other)	0	0	0	0	0	0	0	0	0	0			
Other Retirement (Total)	0	0	0	0	0	0	0	0	0	0			

APPENDIX A

EDF Industrial Power Services (CA), LLC

December 27, 2012

Narrative:

1. The status of any necessary siting and permitting approvals from federal, state, and local agencies for those eligible renewable energy resources procured by the retail seller that have not yet attained their commercial on-line dates.

Response: Not applicable since EDFIPS has not yet made any RPS purchases.

2. Identification of all procurement from eligible renewable energy resources located outside California and within the WECC during the period covered by the report.

Response: Not applicable since EDFIPS has not yet made any RPS purchases.

3. Identification of all procurement of unbundled renewable energy credits (RECs) during the period covered by the report.

Response: Not applicable since EDFIPS has not yet made any RPS purchases.

4. Recommendations to remove impediments to making progress toward achieving the renewable energy resources procurement requirements established by statute and implemented by Commission decision.

Response: EDFIPS does not have any recommendations at this time.

OFFICER VERIFICATION FORM

I am an officer of the reporting corporation herein, and am authorized to make this verification on its behalf. The statements in the foregoing document are true of my own knowledge, except as to matters which are therein stated on information or belief, and as to those matters I believe them to be true. The spreadsheet format used to file this compliance report has not [has] been altered from the version issued or approved by Energy Division [, with the alterations described in this report].


I declare under penalty of perjury that the foregoing is true and correct.

Executed on 12/21/12 at Houston, TX.

(Date)

(Name of city)

(State)



Senior Vice President, General Counsel & Secretary

(Signature and Title of Corporate Officer)