
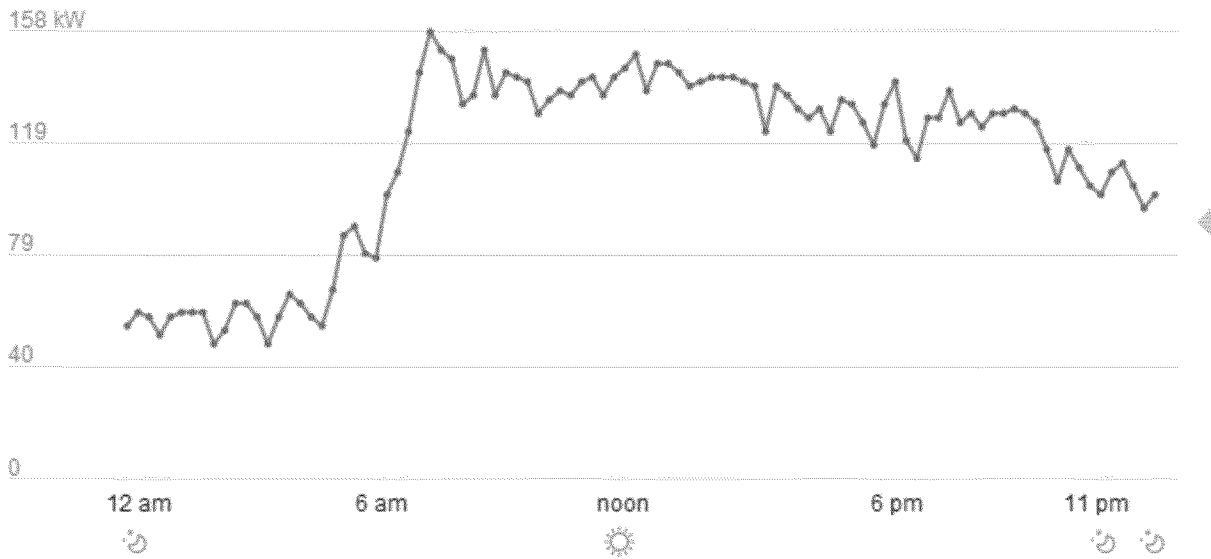



Thu, Aug 8, 2013
Demand

Select view: by day



Usage



Costs



Weather



Demand

Your demand

PG&E - My Energy Use - Windows Internet Explorer
 https://pge.opower.com/es/app/myEnergyUse/usage/day/2013/8/8

Logged in as | Contact Us | Logout

PG&E My Energy

Overview | Pay & Manage | My Usage | Ways to Save | Community

My Usage Details | My Rates

My Energy Use

Fuel type: electricity

Thu, Aug 8, 2013
 My usage: 7 - 7:14 AM, 39.60 kWh

Select view: **by day**

40 kWh
30
20
10
0

12 am 6 am noon 6 pm 11 pm

How your rate works:
 A10 Time-of-Use
 Prices change by time of day. This rate has a demand charge.
 If you are a Solar or NEM customer, please visit www.pge.com/solarupgrade for more information about what's available in My Energy.

Find tips to reduce your use:

- Free steps to take
- Smart purchases
- Great investments

Usage Costs Weather Demand

Colors show hourly prices per kWh
 \$0.15 - \$0.16
 \$0.13 - \$0.14

The graph displayed above depicts only usage and volumetric usage charges based on available interval data. The graph does not include other fees such as local utility user taxes and certain other taxes, surcharges and fees or medical baseline adjustments. As a result, the volumetric usage charges displayed in the graph will not reflect all of the charges on your bill.

Green Button Download My Data

Done Internet | Protected Mode: On 100%