

BEFORE THE PUBLIC UTILITIES COMMISSION OF THE STATE OF CALIFORNIA

Order Instituting Rulemaking to Continue Implementation and
Administration of California Renewables Portfolio Standard
Program.

Rulemaking 11-05-005
(Filed May 5, 2011)

Glacial Energy of California, INC

2012 Preliminary Annual 33% RPS Compliance Report

Reporting progress towards meeting the procurement quantity requirements for California's RPS
Program

October 8, 2013

Name: Andrew Luszcz
Title: VP Electric Supply
Email: andrew.luszcz@glacialenergy.com
Phone: 340-715-7065
Fax: 888-879-0165
5326 Yacht Haven Grande
Box 36
St. Thomas, VI 00802

RPS Compliance Report: Summary

2011 Annual Summary	
8-Oct-13	

RPS Summary Report	2011	
	MWh	% of Total Retail Sales
Total Retail Sales	60,649	n/a
Annual RPS Target	12,130	20.0%
Total RPS Eligible RECs Procured	0	0.0%
Total RPS Eligible RECs Retired for Compliance	0	0.0%

RPS Procurement Resource Mix

RPS Procurement	2011	
	MWh	% of Total RPS Procurement
Biomass	0	0.0%
Digester Gas	0	0.0%
Biodiesel	0	0.0%
Landfill Gas	0	0.0%
Muni Solid Waste	0	0.0%
Biopower Subtotal	0	0.0%
Geothermal	0	0.0%
Small Hydro	0	0.0%
Conduit Hydro	0	0.0%
Solar PV	0	0.0%
Solar Thermal	0	0.0%
Wind	0	0.0%
Ocean/Tidal	0	0.0%
Fuel Cells	0	0.0%
Total RPS Eligible Procurement	0	

Claimed Portfolio Content Category of RPS Procurement

Portfolio Content Category	2011	
	MWh	% of Total RPS Procurement
RECs Procured from PCC 0 Eligible Resources	0	0.0%
RECs Procured from PCC 1 Eligible Resources	0	0.0%
RECs Procured from PCC 2 Eligible Resources	0	0.0%
RECs Procured from PCC 3 Eligible Resources	0	0.0%
	0	

RPS Compliance Report: Summary

2012 Annual Summary	
8-Oct-13	

RPS Summary Report	2012	
	MWh	% of Total Retail Sales
Total Retail Sales	74,913	n/a
Annual RPS Target	14,983	20.0%
Total RPS Eligible RECs Procured	24,000	32.0%
Total RPS Eligible RECs Retired for Compliance	0	0.0%

RPS Procurement Resource Mix

RPS Procurement	2012	
	MWh	% of Total RPS Procurement
Biomass	0	0.0%
Digester Gas	0	0.0%
Biodiesel	0	0.0%
Landfill Gas	0	0.0%
Muni Solid Waste	0	0.0%
<i>Biopower Subtotal</i>	0	0.0%
Geothermal	0	0.0%
Small Hydro	0	0.0%
Conduit Hydro	0	0.0%
Solar PV	0	0.0%
Solar Thermal	0	0.0%
Wind	24,000	100.0%
Ocean/Tidal	0	0.0%
Fuel Cells	0	0.0%
Total RPS Eligible Procurement	24,000	

Claimed Portfolio Content Category of RPS Procurement

Portfolio Content Category	2012	
	MWh	% of Total RPS Procurement
RECs Procured from PCC 0 Eligible Resources	0	0.0%
RECs Procured from PCC 1 Eligible Resources	10,000	41.7%
RECs Procured from PCC 2 Eligible Resources	7,000	29.2%
RECs Procured from PCC 3 Eligible Resources	7,000	29.2%
	24,000	

RPS Compliance Report: Summary

2011-13 Compliance Period	
8-Oct-13	

RPS Summary Report	2011	2012	2013	CP TOTAL	% of Total Retail Sales
	MWh	MWh	MWh	MWh	
Total Retail Sales	60,649	74,913	46,156	181,718	n/a
Annual RPS Targets and Compliance Period Procurement Requirement	12,130	14,983	9,231	36,344	20.0%
Total RPS Eligible RECs Procured	0	24,000	16,844	40,844	22.5%
Total RPS Eligible RECs Retired	0	0	0	0	0.0%

This amount represents total procurement quantity requirement

This amount represents quantity of RECs retired for this compliance period

RPS Procurement Resource Mix

RPS Procurement	2011	2012	2013	CP TOTAL	% of Total RPS Procurement
	MWh	MWh	MWh	MWh	
Biomass	0	0	0	0	0.0%
Digester Gas	0	0	0	0	0.0%
Biodiesel	0	0	0	0	0.0%
Landfill Gas	0	0	0	0	0.0%
Muni Solid Waste	0	0	0	0	0.0%
Blower Subtotal	0	0	0	0	0.0%
Geothermal	0	0	6,344	6,344	18.7%
Small Hydro	0	0	0	0	0.0%
Conduit Hydro	0	0	0	0	0.0%
Solar PV	0	0	0	0	0.0%
Solar Thermal	0	0	0	0	0.0%
Wind	0	24,000	3,500	27,500	81.3%
Ocean/Tidal	0	0	0	0	0.0%
Fuel Cells	0	0	0	0	0.0%
Total RPS Eligible Procurement	0	24,000	9,844	33,844	

Claimed Portfolio Content Category of RPS Procurement

Portfolio Content Category	2011	2012	2013	CP TOTAL	% of Total RPS Procurement
	MWh	MWh	MWh	MWh	
RECs Procured from PCC 0 Eligible Resources	0	0	0	0	0.0%
RECs Procured from PCC 1 Eligible Resources	0	10,000	6,344	16,344	40.0%
RECs Procured from PCC 2 Eligible Resources	0	7,000	3,500	10,500	25.7%
RECs Procured from PCC 3 Eligible Resources	0	7,000	7,000	14,000	34.3%
Total	0	24,000	16,844	40,844	

Data Reported by:
 Glacial Energy of California, INC
 October 8, 2013

Compliance Summary and Charts

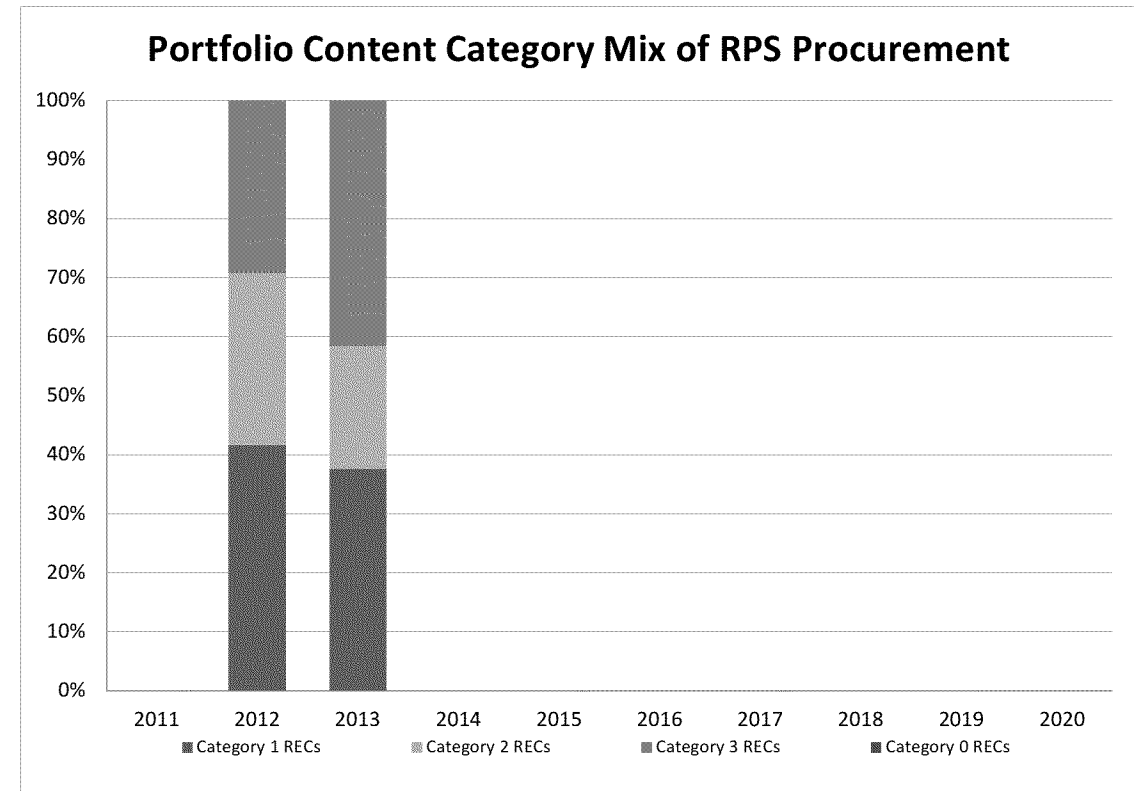
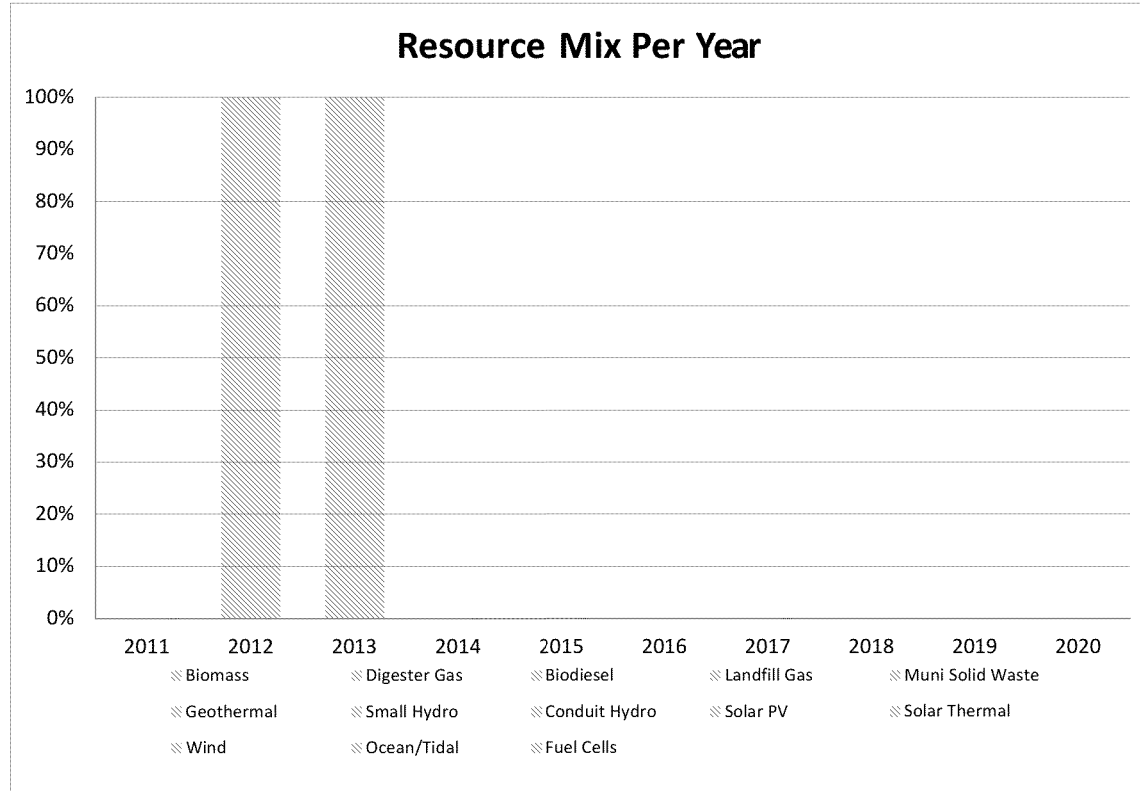
	2011	2012	2013	2014	2015	2016	2017	2018	2019	2020
Retail Sales (MWh)	60,649	74,913	46,156	46,156	46,156	46,156	46,156	46,156	46,156	46,156
Annual % Target	20.0%	20.0%	20.0%	21.7%	23.3%	25.0%	27.0%	29.0%	31.0%	33.0%
Annual RPS Target	12,130	14,983	9,231	10,016	10,754	11,539	12,462	13,385	14,308	15,231
Procurement Quantity Requirement	36,344		32,309			55,387				

Resource Mix

	2011	2012	2013	2014	2015	2016	2017	2018	2019	2020
Total RPS Procurement	0	24,000	9,844	0	0	0	0	0	0	0
<i>Biomass</i>	0	0	0	0	0	0	0	0	0	0
<i>Digester Gas</i>	0	0	0	0	0	0	0	0	0	0
<i>Biodiesel</i>	0	0	0	0	0	0	0	0	0	0
<i>Landfill Gas</i>	0	0	0	0	0	0	0	0	0	0
<i>Muni Solid Waste</i>	0	0	0	0	0	0	0	0	0	0
<i>Biopower Subtotal</i>	0	0	0	0	0	0	0	0	0	0
<i>Geothermal</i>	0	0	6,344	0	0	0	0	0	0	0
<i>Small Hydro</i>	0	0	0	0	0	0	0	0	0	0
<i>Conduit Hydro</i>	0	0	0	0	0	0	0	0	0	0
<i>Solar PV</i>	0	0	0	0	0	0	0	0	0	0
<i>Solar Thermal</i>	0	0	0	0	0	0	0	0	0	0
<i>Wind</i>	0	24,000	3,500	0	0	0	0	0	0	0
<i>Ocean/Tidal</i>	0	0	0	0	0	0	0	0	0	0
<i>Fuel Cells</i>	0	0	0	0	0	0	0	0	0	0

Portfolio Content Category Mix

	2011	2012	2013	2014	2015	2016	2017	2018	2019	2020
Category 0 RECs	0	0	0	0	0	0	0	0	0	0
Category 1 RECs	0	10,000	6,344	0	0	0	0	0	0	0
Category 2 RECs	0	7,000	3,500	0	0	0	0	0	0	0
Category 3 RECs	0	7,000	7,000	0	0	0	0	0	0	0



Data Reported by:
 Glacial Energy of California, INC
 October 8, 2013

Compliance Summary and Charts

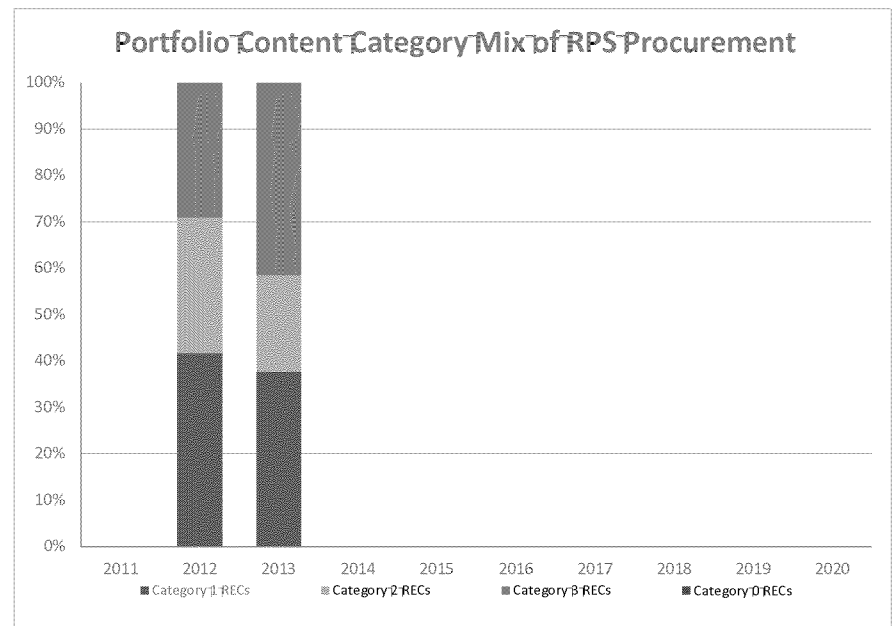
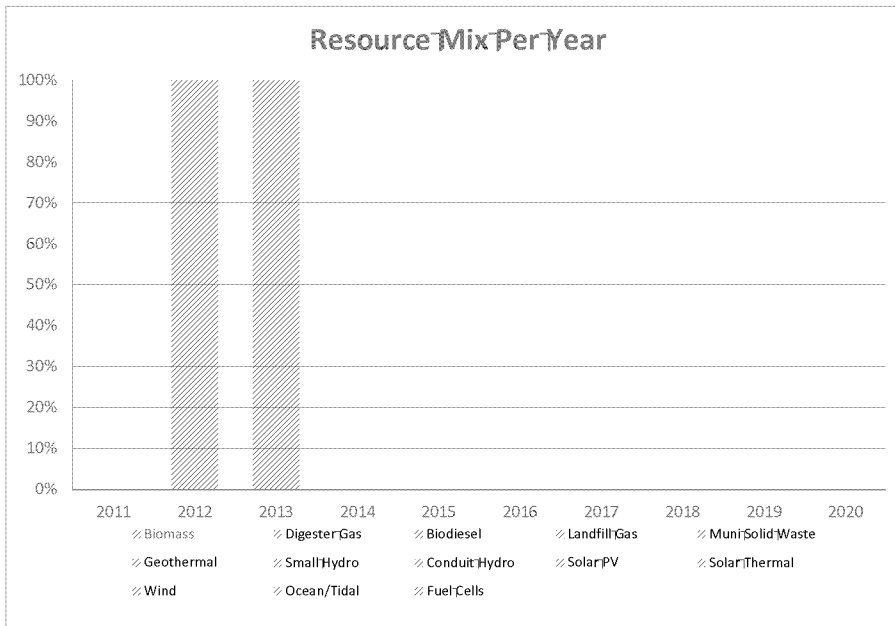
	2011	2012	2013	2014	2015	2016	2017	2018	2019	2020
Retail Sales (MWh)	60,649	74,913	46,156	46,156	46,156	46,156	46,156	46,156	46,156	46,156
Annual % Target	20.0%	20.0%	20.0%	21.7%	23.3%	25.0%	27.0%	29.0%	31.0%	33.0%
Annual RPS Target	12,130	14,983	9,231	10,016	10,754	11,539	12,462	13,385	14,308	15,231
Procurement Quantity Requirement		36,344			32,309				55,387	

Resource Mix

	2011	2012	2013	2014	2015	2016	2017	2018	2019	2020
Total RPS Procurement	0	24,000	9,844	0	0	0	0	0	0	0
<i>Biomass</i>	0	0	0	0	0	0	0	0	0	0
<i>Digester Gas</i>	0	0	0	0	0	0	0	0	0	0
<i>Biodiesel</i>	0	0	0	0	0	0	0	0	0	0
<i>Landfill Gas</i>	0	0	0	0	0	0	0	0	0	0
<i>Muni Solid Waste</i>	0	0	0	0	0	0	0	0	0	0
Biopower Subtotal	0	0	0	0	0	0	0	0	0	0
<i>Geothermal</i>	0	0	6,344	0	0	0	0	0	0	0
<i>Small Hydro</i>	0	0	0	0	0	0	0	0	0	0
<i>Conduit Hydro</i>	0	0	0	0	0	0	0	0	0	0
<i>Solar PV</i>	0	0	0	0	0	0	0	0	0	0
<i>Solar Thermal</i>	0	0	0	0	0	0	0	0	0	0
<i>Wind</i>	0	24,000	3,500	0	0	0	0	0	0	0
<i>Ocean/Tidal</i>	0	0	0	0	0	0	0	0	0	0
<i>Fuel Cells</i>	0	0	0	0	0	0	0	0	0	0

Portfolio Content Category Mix

	2011	2012	2013	2014	2015	2016	2017	2018	2019	2020
Category D RECs	0	0	0	0	0	0	0	0	0	0
Category 1 RECs	0	10,000	6,344	0	0	0	0	0	0	0
Category 2 RECs	0	7,000	3,500	0	0	0	0	0	0	0
Category 3 RECs	0	7,000	7,000	0	0	0	0	0	0	0



Annual RFP Compliance Report - Procurement Detail
 The following is a list of all RFPs that were received by the agency during the reporting period.

01/01/2011 - 12/31/2011

Procurement Method
 RFQ
 RFP

Procurement Agency Name	Procurement Method	RFQ	RFP	Total
ABC Agency	RFQ	10	5	15
ABC Agency	RFP	5	10	15
DEF Agency	RFQ	5	5	10
DEF Agency	RFP	5	5	10
GHI Agency	RFQ	5	5	10
GHI Agency	RFP	5	5	10
JKL Agency	RFQ	5	5	10
JKL Agency	RFP	5	5	10
MNO Agency	RFQ	5	5	10
MNO Agency	RFP	5	5	10
PQR Agency	RFQ	5	5	10
PQR Agency	RFP	5	5	10
STU Agency	RFQ	5	5	10
STU Agency	RFP	5	5	10
VWX Agency	RFQ	5	5	10
VWX Agency	RFP	5	5	10
YZA Agency	RFQ	5	5	10
YZA Agency	RFP	5	5	10

Agency Name	RFQ	RFP	Total
ABC Agency	10	5	15
DEF Agency	5	5	10
GHI Agency	5	5	10
JKL Agency	5	5	10
MNO Agency	5	5	10
PQR Agency	5	5	10
STU Agency	5	5	10
VWX Agency	5	5	10
YZA Agency	5	5	10

Agency Name	RFQ	RFP	Total
ABC Agency	10	5	15
DEF Agency	5	5	10
GHI Agency	5	5	10
JKL Agency	5	5	10
MNO Agency	5	5	10
PQR Agency	5	5	10
STU Agency	5	5	10
VWX Agency	5	5	10
YZA Agency	5	5	10

**Glacial Energy of California, Inc. 2012 Preliminary Annual 33% RPS Compliance Report
Narrative Reporting Requirements**

I. Introduction

The following sets forth the supplementary material needed to meet the requirements set forth in Public Utilities Code Section 399.13(a)(3) for Glacial Energy of California’s 2012 Preliminary Annual 33% RPS Compliance Report.

II. Narrative Reporting Requirements – Eligible Renewable Energy Resources

Pursuant to Public Utilities Code Section 399.13(a)(3), each retail seller must include the following narrative information in each annual compliance report and in the final report for each compliance period:

1. The status of any necessary siting and permitting approvals from federal, state, and local agencies for those eligible renewable energy resources procured by the retail seller that have not yet attained their commercial on-line dates.

Response:

Glacial Energy of California has no procurement from any facilities that have not yet attained their commercial on-line dates.

2. Identification of all procurement from eligible renewable energy resources located outside California and within the WECC during the period covered by the report.

Response:

The table below lists the eligible renewable energy resources located outside of California and within the WECC.

Facility	Location	Volume (MWH)
White Creek Wind 1	Klickitat County, WA	7,000
White Creek Wind I	Klickitat County, WA	3,500
Cassia Gulch Wind Park and Milner Dam Wind Park	Twin Falls, ID Cassia, ID	7,000

3. Identification of all procurement of unbundled renewable energy credits (RECs) during the period covered by the report.

Response:

The table below lists procurement of unbundled renewable energy credits included in Glacial Energy of California’s 2011 Preliminary Annual 33% RPS Compliance Report.

Facility	Volume (MWH)
EDF - Unknown location, contract, not yet delivered	7,000
Cassia Gulch Wind Park and Milner Dam Wind Park	7,000

4. Recommendations to remove impediments to making progress toward achieving the renewable energy resources procurement requirements established by statute and implemented by Commission decision.

Response:

Glacial Energy of California expects to meet the requirements without difficulty.

OFFICER VERIFICATION FORM

I am an officer of the reporting corporation herein, and am authorized to make this verification on its behalf. The statements in the foregoing document are true of my own knowledge, except as to matters which are therein stated on information or belief, and as to those matters I believe them to be true. The spreadsheet format used to file this compliance report has not [has] been altered from the version issued or approved by Energy Division [, with the alterations described in this report].

I declare under penalty of perjury that the foregoing is true and correct.

Executed on October, 8, 2013 at St. Thomas, VI.



(Date)

(Name of city)

(State)

Andrew Luscz, VP of Electric Supply

(Signature and Title of Corporate Officer)