

**CERTIFICATE OF SERVICE**

I, Cary Tobaben, certify that I have on this 25<sup>th</sup> day of October 2013 caused a copy of the foregoing

**ERRATA TO TESTIMONY OF JALEH FIROOZ AND ANALYSIS OF LOCAL  
CAPACITY REQUIREMENTS IN THE WESTERN LOS ANGELES (LA) BASIN SUB-  
AREA SUBMITTED ON BEHALF OF THE CITY OF REDONDO BEACH (Mark-up,  
Revised 10/25/13)**

to be served on all known parties to R.12-03-014 listed on the most recently updated service list available on the California Public Utilities Commission website, via email to those listed with email and via U.S. mail to those without email service. I also caused copies to be emailed or sent via U.S. mail as follows:

Commissioner Michel Peter Florio  
California Public Utilities  
505 Van Ness Avenue, 5<sup>th</sup> Floor  
San Francisco, California 94102

ALJ David M. Gamson  
California Public Utilities Commission  
Division of Administrative Law Judges  
505 Van Ness Avenue  
San Francisco, California 94102

I declare under penalty of perjury that the foregoing is true and correct.

Executed this 25<sup>th</sup> day of October 2013 at Los Angeles, California.

By           /s/ Cary Tobaben            
Cary Tobaben



California Public  
Utilities Commission

CPUC Home

## CALIFORNIA PUBLIC UTILITIES COMMISSION Service Lists

---

PROCEEDING: R1203014 - CPUC - OIR TO INTEGR  
FILER: CPUC  
LIST NAME: LIST  
LAST CHANGED: OCTOBER 24, 2013

DOWNLOAD THE COMMA-DELIMITED FILE  
ABOUT COMMA-DELIMITED FILES

[Back to Service Lists Index](#)

---

### Parties

---

ADAM GUSMAN  
CORPORATE COUNSEL  
GLACIAL ENERGY OF CALIFORNIA, INC.  
EMAIL ONLY  
EMAIL ONLY, VI 00000  
FOR: GLACIAL ENERGY OF CALIFORNIA, INC.

ANDREW WANG  
SOLARRESERVE, LLC  
EMAIL ONLY  
EMAIL ONLY, CA 00000  
FOR: SOLARRESERVE

KATHY TRELEVEN  
LARGE-SCALE SOLAR ASSOCIATION  
EMAIL ONLY  
EMAIL ONLY, CA 00000  
FOR: LARGE-SCALE SOLAR ASSOCIATION

KENNETH SAHM WHITE  
CLEAN COALITION  
EMAIL ONLY  
EMAIL ONLY, CA 00000  
FOR: CLEAN COALITION

LISA BOND  
ATTORNEY  
RICHARDS WATSON GERSHON  
EMAIL ONLY  
EMAIL ONLY, CA 00000  
FOR: CITY OF REDONDO BEACH

MARCUS V. DA CUNHA  
EMAIL ONLY  
EMAIL ONLY, CA 00000  
FOR: MARCUS V. DA CUNHA

MATTHEW FREEDMAN  
THE UTILITY REFORM NETWORK  
EMAIL ONLY  
EMAIL ONLY, CA 00000  
FOR: THE UTILITY REFORM NETWORK

SCOTT BLAISING  
BRAUN BLAISING MCLAUGHLIN P.C.  
EMAIL ONLY  
EMAIL ONLY, CA 00000  
FOR: KINGS RIVER CONSERVATION DISTRICT  
(KRCD)

SIERRA MARTINEZ  
 ATTORNEY  
 NATURAL RESOURCES DEFENSE COUNCIL  
 EMAIL ONLY  
 EMAIL ONLY, CA 00000  
 FOR: NATIONAL RESOURCES DEFENSE COUNCIL

TAM HUNT  
 ATTORNEY  
 EMAIL ONLY  
 EMAIL ONLY, CA 00000  
 FOR: COMMUNITY ENVIRONMENTAL COUNCIL

GENERAL MANAGER  
 PLUMAS SIERRA RURAL ELECTRIC COOP. (908)  
 EMAIL ONLY  
 EMAIL ONLY, CA 00000  
 FOR: PLUMAS SIERRA RURAL ELECTRIC CORP

ANDREW O. KAPLAN, ESQ.  
 BROWN RUDNICK LLP  
 ONE FINANCIAL CENTER  
 BOSTON, MA 02111  
 FOR: BEACON POWER, LLC

ABRAHAM SILVERMAN  
 ASSIST. GEN. COUNSEL - REGULATORY  
 NRG ENERGY, INC.  
 211 CARNEGIE CENTER DRIVE  
 PRINCETON, NJ 08540  
 FOR: NRG ENERGY, INC.

RICK C. NOGER  
 PRAXAIR PLAINFIELD, INC.  
 2711 CENTERVILLE ROAD, SUITE 400  
 WILMINGTON, DE 19808  
 FOR: PRAXAIR PLAINFIELD, INC.

KYLE W. DANISH  
 VAN NESS FELDMAN, P.C.  
 1050 THOMAS JEFFERSON ST., N. W.  
 WASHINGTON, DC 20007-3877  
 FOR: COALITION FOR EMISSION REDUCTION  
 POLICY

VICTOR GONZALES  
 CONSTELLATION NEW ENERGY, INC. (1359)  
 111 MARKET PLACE, SUITE 500  
 BALTIMORE, MD 21202  
 FOR: CONSTELLATION NEW ENERGY, INC.

ALRINE WILLIAMS  
 LEGAL COUNSEL  
 LIBERTY POWER HOLDINGS LLC (1371)  
 1901 W. CYPRESS CREEK ROAD, SUITE 600  
 FORT LAUDERDALE, FL 33309  
 FOR: LIBERTY POWER HOLDINGS LLC

ALRINE WILLIAMS  
 LEGAL COUNSEL  
 LIBERTY POWER DELAWARE LLC  
 1901 W. CYPRESS CREEK ROAD, SUITE 600  
 FORT LAUDERDALE, FL 33309  
 FOR: LIBERTY POWER DELAWARE LLC

TRACY PHILLIPS  
 VP OF MARKETING  
 TIGER NATURAL GAS, INC.  
 1422 E. 71ST., STE J  
 TULSA, OK 74136  
 FOR: TIGER NATURAL GAS, INC.

JASON ARMENTA  
 CALPINE POWERAMERICA-CA, LLC  
 717 TEXAS AVENUE, SUITE 1000  
 HOUSTON, TX 77002  
 FOR: CALPINE POWERAMERICA-CA, LLC

KEVIN BOUDREAU  
 ENERCAL USA LLC  
 7660 WOODWAY DRIVE, STE. 471A  
 HOUSTON, TX 77063  
 FOR: ENERCAL USA, LLC

KARA MORGAN  
 TRANSWEST EXPRESS, LLC  
 555 SEVENTEENTH STREET, SUITE 2400  
 DENVER, CO 80202  
 FOR: TRANSWEST EXPRESS, LLC

BRIAN FICKETT  
 VALLEY ELECTRIC ASSOCIATION  
 800 E. HWY 372  
 PAHRUMP, NV 89048  
 FOR: VALLEY ELECTRIC ASSOCIATION

PAUL SHEPARD  
 WILDFLOWER ENERGY  
 333 S. GRAND AVENUE, SUITE 1570  
 LOS ANGELES, CA 90071  
 FOR: WILDFLOWER ENERGY

MICHAEL MAZUR  
 PRINCIPAL  
 3 PHASES RENEWABLES LLC (1373)  
 2100 SEPULVEDA BLVD, SUITE 37  
 MANHATTAN BEACH, CA 90266  
 FOR: 3 PHASES RENEWABLES, LLC

INGER GOODMAN  
 COMMERCE ENERGY INC  
 1 CENTERPOINTE DRIVE, SUITE 350  
 LA PALMA, CA 90623-2520  
 FOR: COMMERCE ENERGY, INC.

DANIEL W. DOUGLASS  
 DOUGLASS & LIDDELL  
 21700 OXNARD STREET, SUITE 1030  
 WOODLAND HILLS, CA 91367  
 FOR: CONEDISON SOLUTIONS, INC./WESTERN  
 POWER TRADING FORUM

CAROL A. SCHMID-FRAZEE  
 ATTORNEY AT LAW  
 SOUTHERN CALIFORNIA EDISON COMPANY  
 PO BOX 800 2244 WALNUT GROVE AVE  
 ROSEMEAD, CA 91770  
 FOR: SOUTHERN CALIFORNIA EDISON COMPANY

HAL ROMANOWITZ  
 CEO  
 ALTON ENERGY, INC.  
 4039 ALTON WAY  
 ESCONDIDO, CA 92025  
 FOR: ALTON ENERGY, INC.

AIMEE SMITH  
 SAN DIEGO GAS & ELECTRIC COMPANY  
 101 ASH STREET, HQ-12  
 SAN DIEGO, CA 92101  
 FOR: SAN DIEGO GAS & ELECTRIC COMPANY

DANIEL KING  
 SEMPRA U.S. GAS & POWER, LLC  
 101 ASH STREET, HQ-15B  
 SAN DIEGO, CA 92101  
 FOR: SEMPRA U.S. GAS & POWER, LLC

GREG BASS  
 NOBLE AMERICAS ENERGY SOLUTIONS, LLC  
 401 WEST A STREET, STE. 500  
 SAN DIEGO, CA 92101  
 FOR: NOBLE AMERICAS ENERGY SOLUTIONS LLC

DONALD C. LIDDELL  
 COUNSEL  
 DOUGLASS & LIDDELL  
 2928 2ND AVENUE  
 SAN DIEGO, CA 92103  
 FOR: STARWOOD POWER-MIDWAY, LLC /  
 CALIFORNIA ENERGY STORAGE ALLIANCE /  
 CAMCO INTERNATIONAL GROUP, INC . / TAS  
 ENERGY

DAVID A. PEPPER, ESQ.  
 PROTECT OUR COMMUNITIES FOUNDATION  
 4452 PARK BOULEVARD, STE. 209  
 SAN DIEGO, CA 92116  
 FOR: PROTECT OUR COMMUNITIES FOUNDATION

MARCIE MILNER  
 SHELL ENERGY (1374)  
 4445 EASTGATE MALL, SUITE 100  
 SAN DIEGO, CA 92121  
 FOR: SHELL ENERGY NORTH AMERICA (US),  
 L.P. (SHELL ENERGY)

SARAH TOMEC  
 SR. ADVISOR, REGULATORY AFFAIRS WEST  
 CAPITAL POWER CORPORATION  
 9255 TOWNE CENTRE DRIVE, STE. 900  
 SAN DIEGO, CA 92121  
 FOR: CAPITAL POWER CORPORATION

THOMAS R. DARTON  
 PILOT POWER GROUP, INC. (1365)  
 8910 UNIVERSITY CENTER LANE, STE. 520  
 SAN DIEGO, CA 92122  
 FOR: PILOT POWER GROUP, INC.

GLORIA BRITTON  
 REGULATORY AFFAIRS MGR.  
 ANZA ELECTRIC CO-OPERATIVE, INC (909)  
 PO BOX 39109 / 58470 HIGHWAY 371  
 ANZA, CA 92539-1909  
 FOR: ANZA ELECTRIC CO-OPERATIVE, INC.

KRISTINE MICHAELS  
 CHIEF FINANCIAL OFFICER  
 SOUTHERN CALIFORNIA TELEPHONE & ENERGY  
 27515 ENTERPRISE CIRCLE WEST

ANDREA MORRISON  
 DIRECTOR - GOV'T. AND REGULATORY AFFAIRS  
 DIRECT ENERGY SERVICES, LLC (1341)  
 415 DIXON STREET

TEMECULA, CA 92590  
 FOR: SOUTHERN CALIFORNIA TELEPHONE &  
 ENERGY

ARROYO GRANDE, CA 93420  
 FOR: DIRECT ENERGY, LLC/DIRECT ENERGY  
 SERVICES

MONA TIERNEY-LLOYD  
 DIR., WESTERN REGULATORY AFFAIRS  
 ENERNOC, INC.  
 PO BOX 378  
 CAYUCOS, CA 93430  
 FOR: ENERNOC, INC.

DAVID ORTH  
 SAN JOAQUIN VALLEY POWER AUTHORITY  
 ADMIN OFF @KINGS RIVER CONSERV DISTRICT  
 4886 EAST JENSEN AVENUE  
 FRESNO, CA 93725  
 FOR: SAN JOAQUINVALLEY POWER AUTHORITY

EVELYN KAHL  
 ALCANTAR & KAHL, LLP  
 33 NEW MONTGOMERY STREET, SUITE 1850  
 SAN FRANCISCO, CA 94015  
 FOR: ENERGY PRODUCERS & USERS COALITION

DAVID MACMILLAN  
 PRESIDENT  
 MEGAWATT STORAGE FARMS, INC.  
 3931 JEFFERSON AVE.  
 WOODSIDE, CA 94062  
 FOR: MEGAWATT STORAGE FARMS, INC.

SUE MARA  
 PRINCIPAL  
 RTO ADVISORS, LLC  
 164 SPRINGDALE WAY  
 REDWOOD CITY, CA 94062  
 FOR: ALLIANCE FOR RETAIL ENERGY MARKETS  
 (AREM) /DIRECT ACCESS CUSTOMER  
 COALITION

MARC D. JOSEPH  
 ADAMS BROADWELL JOSEPH & CARDOZO  
 601 GATEWAY BLVD., SUITE 1000  
 SOUTH SAN FRANCISCO, CA 94080  
 FOR: COALITION OF CALIFORNIA UTILITY  
 EMPLOYEES

DIANA L. LEE  
 CALIF PUBLIC UTILITIES COMMISSION  
 LEGAL DIVISION  
 ROOM 4107  
 505 VAN NESS AVENUE  
 SAN FRANCISCO, CA 94102-3214  
 FOR: ORA

THERESA L. MUELLER  
 CITY AND COUNTY OF SAN FRANCISCO  
 CITY HALL, ROOM 234  
 1 DR. CARLTON B. GOODLETT PLACE  
 SAN FRANCISCO, CA 94102-4682  
 FOR: CITY AND COUNTY OF SAN FRANCISCO

ETHAN RAVAGE  
 WEST COAST LEAD - US  
 INTERNATIONAL EMISSIONS TRADING ASSN.  
 456 MONTGOMERY ST., 18TH FLOOR  
 SAN FRANCISCO, CA 94104  
 FOR: INTERNATIONAL EMISSIONS TRADING  
 ASSOCIATION (IETA)

BRIAN CHERRY  
 DIRECTOR - REGULATORY RELATIONS  
 PACIFIC GAS AND ELECTRIC COMPANY (39)  
 77 BEALE STREET ROOM 1087  
 SAN FRANCISCO, CA 94105  
 FOR: PACIFIC GAS AND ELECTRIC COMPANY

NORA SHERIFF  
 ALCANTAR & KAHL  
 33 NEW MONTGOMERY ST., STE. 1850  
 SAN FRANCISCO, CA 94105  
 FOR: CALIFORNIA LARGE ENERGY CONSUMERS  
 ASSOCIATION (CLECA)

DEBORAH N. BEHLES  
 ENVIRONMENTAL LAW AND JUSTICE CLINIC  
 GOLDEN GATE UNIVERSITY SCHOOL OF LAW  
 536 MISSION STREET  
 SAN FRANCISCO, CA 94105-2968  
 FOR: THE CALIFORNIA ENVIRONMENTAL  
 JUSTICE ALLIANCE

BRIAN T. CRAGG  
 GOODIN, MACBRIDE, SQUERI, DAY & LAMPREY  
 505 SANSOME STREET, SUITE 900  
 SAN FRANCISCO, CA 94111

JACK STODDARD  
 MANATT PHELPS & PHILLIPS, LLP  
 ONE EMBARCADERO CENTER, 30TH FL.  
 SANFRANCISCO, CA 94111

FOR: INDEPENDENT ENERGY PRODUCERS  
ASSOCIATION (IEPA)

FOR: PANOCHE ENERGY CENTER, LLC

JEANNE B. ARMSTRONG  
ATTORNEY  
GOODIN MACBRIDE SQUERI DAY & LAMPREY LLP  
505 SANSOME STREET, SUITE 900  
SAN FRANCISCO, CA 94111  
FOR: SOLAR ENERGY INDUSTRIES ASSOCIATION

MICHAEL B. DAY  
ATTORNEY  
GOODIN, MACBRIDE, SQUERI, DAY & LAMPREY,  
505 SANSOME ST., STE. 900  
SAN FRANCISCO, CA 94111  
FOR: ABENGOA SOLAR, INC./CALENERGY  
GENERATION

SETH D. HILTON  
ATTORNEY AT LAW  
STOEL RIVES LLP  
THREE EMBARCADERO CENTER, STE. 1120  
SAN FRANCISCO, CA 94111  
FOR: AES SOUTHLAND/ZEPHYR POWER  
TRANSMISSION

WILLIAM KISSINGER  
BINGHAM MCCUTCHEN LLP  
THREE EMBARCADERO CENTER, 28TH FL.  
SAN FRANCISCO, CA 94111  
FOR: COMPETITIVE POWER VENTURES/POWER  
DEVELOPMENT, INC.

WILLIAM V. ROSTOV  
EARTHJUSTICE  
50 CALIFORNIA ST., STE. 500  
SAN FRANCISCO, CA 94111  
FOR: SIERRA CLUB CALIFORNIA

MARTIN A. MATTES  
ATTORNEY  
NOSSAMAN, LLP  
50 CALIFORNIA STREET, 34TH FL.  
SAN FRANCISCO, CA 94111-4799  
FOR: NOSSAMAN, LLP

LISA A. COTTLE  
ATTORNEY AT LAW  
WINSTON & STRAWN LLP  
101 CALIFORNIA STREET, 39TH FLOOR  
SAN FRANCISCO, CA 94111-5802  
FOR: GENON ENERGY, INC.

EDWARD O'NEILL  
DAVIS WRIGHT TREMAINE LLP  
505 MONTGOMERY STREET, SUITE 800  
SAN FRANCISCO, CA 94111-6533  
FOR: SOUTH SAN JOAQUIN IRRIGATION  
DISTRICT

JEFFREY P. GRAY  
DAVIS WRIGHT TREMAINE, LLP  
505 MONTGOMERY STREET, SUITE 800  
SAN FRANCISCO, CA 94111-6533  
FOR: CALPINE CORPORATION

MARK HUFFMAN  
LAW DEPT  
PACIFIC GAS & ELECTRIC COMPANY  
PO BOX 7442, B30A  
SAN FRANCISCO, CA 94120  
FOR: PACIFIC GAS AND ELECTRIC COMPANY

SARA STECK MYERS  
ATTORNEY AT LAW  
122 - 28TH AVENUE  
SAN FRANCISCO, CA 94121  
FOR: CENTER FOR ENERGY EFFICIENCY AND  
RENEWABLE TECHNOLOGIES (CEERT)

JENNIFER CHAMBERLIN  
LS POWER DEVELOPMENT, LLC  
5000 HOPYARD ROAD, SUITE 480  
PLEASANTON, CA 94588  
FOR: LS POWER

JOHN L. GEESMAN  
ATTORNEY  
DICKSON GEESMAN LLP  
1999 HARRISON STREET, STE. 2000  
OAKLAND, CA 94612  
FOR: ALLIANCE FOR NUCLEAR  
RESPONSIBILITY (A4NR)

LAURENCE G. CHASET  
KEYES FOX & WIEDMAN, LLP  
436 14TH STREET, STE. 1305  
OAKLAND, CA 94612  
FOR: INTERSTATE RENEWABLE ENERGY  
COUNCIL, INC. / FRIENDS OF THE EARTH

MARGIE GARDNER  
 EXECUTIVE DIRECTOR  
 CAL. ENERGY EFFICIENCY INDUSTRY COUNCIL  
 436 14TH STREET, SUITE 1123  
 OAKLAND, CA 94612  
 FOR: CALIFORNIA ENERGY EFFICIENCY  
 INDUSTRY COUNCIL (CEEIC)

PATRICK VANBEEK  
 DIR - CUSTOMER SUPPORT  
 COMMERCIAL ENERGY OF CALIFORNIA  
 7677 OAKPORT STREET, STE. 525  
 OAKLAND, CA 94621  
 FOR: COMMERCIAL ENERGY OF CALIFORNIA

GREGG MORRIS  
 DIRECTOR  
 GREEN POWER INSTITUTE  
 2039 SHATTUCK AVENUE, STE 402  
 BERKELEY, CA 94704  
 FOR: GREEN POWER INSTITUTE

LAURA WISLAND  
 SENIOR ENERGY ANALYST  
 UNION OF CONCERNED SCIENTISTS  
 2397 SHATTUCK AVE., STE. 203  
 BERKELEY, CA 94704  
 FOR: UNION OF CONCERNED SCIENTISTS

NANCY RADER  
 EXECUTIVE DIRECTOR  
 CALIFORNIA WIND ENERGY ASSOCIATION  
 2560 NINTH STREET, SUITE 213A  
 BERKELEY, CA 94710  
 FOR: CALIFORNIA WIND ENERGY ASSOCIATION

R. THOMAS BEACH  
 CROSSBORDER ENERGY  
 2560 9TH ST., SUITE 213A  
 BERKELEY, CA 94710-2557  
 FOR: THE CALIFORNIA COGENERATION COUNCIL

ELIZABETH KELLY  
 LEGAL DIRECTOR  
 MARIN ENERGY AUTHORITY  
 781 LINCOLN AVENUE, SUITE 320  
 SAN RAFAEL, CA 94901  
 FOR: MARIN ENERGY AUTHORITY

BRAD BORDINE  
 DISTRIBUTED ENERGY CONSUMER ADVOCATES  
 516 WHITEWOOD DRIVE  
 SAN RAFAEL, CA 94903  
 FOR: DISTRIBUTED ENERGY CONSUMER  
 ADVOCATES

BARBARA GEORGE  
 WOMEN'S ENERGY MATTERS  
 PO BOX 548  
 FAIRFAX, CA 94978-0548  
 FOR: WOMEN'S ENERGY MATTERS

JAN REID  
 COAST ECONOMICS CONSULTING  
 3185 GROSS ROAD  
 SANTA CRUZ, CA 95062  
 FOR: L. JAN REID

DAVID KATES  
 DAVID MARK & COMPANY  
 3510 UNOCAL PLACE, SUITE 200  
 SANTA ROSA, CA 95403  
 FOR: THE NEVADA HYDRO COMPANY

JUDITH B. SANDERS  
 SR. COUNSEL  
 CALIF. INDEPENDENT SYSTEM OPERATOR CORP  
 250 OUTCROPPING WAY  
 FOLSOM, CA 95630  
 FOR: CALIFORNIA INDEPENDENT SYSTEM  
 OPERATOR CORPORATION

MARGARET MILLER  
 BROOKFIELD RENEWABLE ENERGY GROUP  
 513 SAN MARCO PLACE  
 EL DORADO HILLS, CA 95762  
 FOR: BROOKFIELD RENEWABLE ENERGY GROUP

STEPHEN T. GREENLEAF  
 V.P. & COMPLIANCE DIRECTOR  
 J.P. MORGAN CHASE BANK, N.A.  
 2864 ABERDEEN LANE  
 EL DORADO HILLS, CA 95762  
 FOR: J.P. MORGAN VENTURES ENERGY  
 CORPORATION (JPMVEC) / BE CA LLC

DOUGLAS E. DAVIE  
 V.P.  
 WELLHEAD ELECTRIC COMPANY, INC.

RONALD LIEBERT  
 ATTORNEY AT LAW  
 ELLISON SCHNEIDER & HARRIS LLP

650 BERGUT DRIVE, STE. C  
SACRAMENTO, CA 95811  
FOR: WELLHEAD ELECTRIC COMPANY

2600 CAPITOL AVENUE, STE. 400  
SACRAMENTO, CA 95816  
FOR: THE VOTE SOLAR INITIATIVE

CHRISTOPHER T. ELLISON  
ATTORNEY  
ELLISON, SCHNEIDER & HARRIS, L.L.P  
2600 CAPITOL AVENUE, SUITE 400  
SACRAMENTO, CA 95816-5905  
FOR: PATHFINDER RENEWABLE WIND ENERGY,  
LLC

KAREN MILLS  
CALIFORNIA FARM BUREAU FEDERATION  
2300 RIVER PLAZA DRIVE  
SACRAMENTO, CA 95833  
FOR: CALIFORNIA FARM BUREAU FEDERATION

DANIEL SILVERIA  
GEN MGR  
SURPRISE VALLEY ELECTRIC CORP.  
516 US HIGHWAY 395 E  
ALTURAS, CA 96101-4228  
FOR: SURPRISE VALLEY ELECTRIC  
CORPORATION

DONALD BROOKHYSER  
ALCANTAR & KAHL  
1300 SW FIFTH AVE., SUITE 1750  
PORTLAND, OR 97210  
FOR: COGENERATION ASSOCIATION OF  
CALIFORNIA

GIFFORD JUNG  
POWEREX CORPORATION  
666 BURRARD STREET, SUITE 1400  
VANCOUVER, BC V5R 4Y2  
CANADA  
FOR: POWEREX CORPORATION

## Information Only

ARMANDO INFANZON  
SMART GRID POLICY MANAGER  
SAN DIEGO GAS & ELECTRIC COMPANY  
EMAIL ONLY  
EMAIL ONLY, CA 00000

BARBARA R. BARKOVICH  
BARKOVICH & YAP, INC.  
EMAIL ONLY  
EMAIL ONLY, CA 00000

BRAD MEIKLE  
SOVEREIGN ENERGY, LLC  
EMAIL ONLY  
EMAIL ONLY, CA 00000

CASE COORDINATION  
PACIFIC GAS AND ELECTRIC COMPANY  
EMAIL ONLY  
EMAIL ONLY, CA 00000

CATHIE ALLEN  
REGULATORY MGR.  
PACIFICORP  
EMAIL ONLY  
EMAIL ONLY, OR 00000

DANIEL PATRY  
RECURRENT ENERGY  
EMAIL ONLY  
EMAIL ONLY, CA 00000

DAVID FELIX  
DIR - DEVELOPMENT  
NORTHLIGHT POWER  
EMAIL ONLY  
EMAIL ONLY, CA 00000

DAVID HICKS  
DIAMOND GENERATING CORPORATION  
EMAIL ONLY  
EMAIL ONLY, CA 00000



DAVID WEIDBERG  
JOHNSON CONTROLS  
EMAIL ONLY  
EMAIL ONLY, CA 00000

DIANE FELLMAN  
DIR - GOVERNMENTAL & REGULATORY AFFAIRS  
NRG ENERGY, INC.  
EMAIL ONLY  
EMAIL ONLY, CA 00000

DYANA MARIE DELFIN-POLK  
CLEAN COALITION  
EMAIL ONLY  
EMAIL ONLY, CA 00000

ERIN GRIZARD  
BLOOM ENERGY  
EMAIL ONLY  
EMAIL ONLY, CA 00000

GEORGE ZAHARIUDAKIS  
PACIFIC GAS AND ELECTRIC COMPANY  
EMAIL ONLY  
EMAIL ONLY, CA 00000

JAMIE L. MAULDIN  
ADAMS BROADWELL JOSEPH & CARDOZO, PC  
EMAIL ONLY  
EMAIL ONLY, CA 00000

JENNIFER CHAMBERLIN  
EMAIL ONLY  
EMAIL ONLY, CA 00000

JERRY BROWN  
WORLD BUSINESS ACADEMY  
EMAIL ONLY  
EMAIL ONLY, CA 00000

JIMMY NELSON  
KENDALL SCIENCE FELLOW IN ELECTRICITY  
UNION OF CONCERNED SCIENTISTS  
EMAIL ONLY  
EMAIL ONLY, CA 00000

JODY S. LONDON  
JODY LONDON CONSULTING  
EMAIL ONLY  
EMAIL ONLY, CA 00000

JOHN W. LESLIE, ESQ.  
MCKENNA LONG & ALDRIDGE LLP  
EMAIL ONLY  
EMAIL ONLY, CA 00000

JULIEN DUMOULIN-SMITH  
UBS INVESTMENT RESEARCH  
EMAIL ONLY  
EMAIL ONLY, NY 00000

KATY ROSENBERG  
ALCANTAR & KAHL  
EMAIL ONLY  
EMAIL ONLY, CA 00000

KELSEY SOUTHERLAND  
DIR OF GOV'T RELATIONS  
TAS ENERGY  
EMAIL ONLY  
EMAIL ONLY, TX 00000

LYNN HAUG  
ELLISON SCHNEIDER & HARRIS L.L.P.  
EMAIL ONLY  
EMAIL ONLY, CA 00000

MARIA STAMAS  
NRDC  
EMAIL ONLY  
EMAIL ONLY, CA 00000

MATT KLOPFENSTEIN  
GONZALEZ QUINTANA & HUNTER LLC  
EMAIL ONLY  
EMAIL ONLY, CA 00000

MATTHEW BARMACK  
CALPINE CORPORATION  
EMAIL ON LY  
EMAIL ONLY, CA 00000

MICHAEL EVANS  
SHELL  
EMAIL ONLY  
EMAIL ONLY, CA 00000

MIKE CADE  
ALCANTAR & KAHL, LLP  
EMAIL ONLY  
EMAIL O NLY, OR 00000

MIYUKI IWAHASHI  
 PACIFIC GAS & ELECTRIC COMPANY  
 EMAIL ONLY  
 EMAIL ONLY, CA 00000

OLIVIA PARA  
 DAVIS WRIGHT TREMAINE LLP  
 EMAIL ONLY  
 EMAIL ONLY, CA 00000

RACHEL MCMAHON  
 EMAIL ONLY  
 EMAIL ONLY, CA 00000

RANDY KELLER  
 DIRECTOR OF DEVELOPMENT  
 CALENERGY OPERATING CORPORATION  
 EMAIL ONLY  
 EMAIL ONLY, CA 00000

ROBERT GEX  
 DAVIS WRIGHT TREMAINE LLP  
 EMAIL ONLY  
 EMAIL ONLY, CA 00000

ROBIN SMUTNY-JONES  
 DIR. - CALIFORNIA POLICY & REGULATION  
 IBERDROLA RENEWABLES, LLC  
 EMAIL ONLY  
 EMAIL ONLY, OR 00000

SHALINI SWAROOP  
 REGULATORY COUNSEL  
 MARIN ENERGY AUTHORITY  
 EMAIL ONLY  
 EMAIL ONLY, CA 00000

STEPHANIE WANG  
 DIRECTOR  
 CLEAN COALITION  
 EMAIL ONLY  
 EMAIL ONLY, CA 00000

STEVE ZURETTI  
 MANAGER, CALIFORNIA  
 SOLAR ENERGY INDUSTRIES ASSOCIATION  
 EMAIL ONLY  
 EMAIL ONLY, CA 00000

SUJATA PAGEDAR  
 PACIFIC GAS & ELECTRIC COMPANY  
 EMAIL ONLY  
 EMAIL ONLY, CA 00000

TAM HUNT  
 CLEAN COALITION  
 EMAIL ONLY  
 EMAIL ONLY, CA 00000

VIDHYA PRABHAKARAN  
 DAVIS WRIGHT & TREMAINE, LLP  
 EMAIL ONLY  
 EMAIL ONLY, CA 00000

WILLIAM J. KEESE  
 EMAIL ONLY  
 EMAIL ONLY, CA 00000

MRW & ASSOCIATES, LLC  
 EMAIL ONLY  
 EMAIL ONLY, CA 00000

AES SOUTHLAND  
 EMAIL ONLY  
 EMAIL ONLY, CA 00000

DAVIS WRIGHT TREMAINE LLP  
 EMAIL ONLY  
 EMAIL ONLY, CA 00000

ALICE GONG  
 PACIFIC GAS AND ELECTRIC COMPANY  
 EMAIL ONLY  
 EMAIL ONLY, CA 00000-0000

KAREN TERRANOVA  
 ALCANTAR & KAHL  
 EMAIL ONLY  
 EMAIL ON LY, CA 00000-0000

ERIC HSIEH  
 A 123 SYSTEMS INC.  
 155 FLANDERS RD  
 WESTBOROUGH, MA 01581-1032

MIKE BERLINSKI  
 BEACON POWER, LLC  
 65 MIDDLESEX ROAD  
 TYNGSBORO, MA 01879

RACHEL WILSON  
 SYNAPSE ENERGY ECONOMIS, INC.  
 485 MASSACHUSETTS AVE., 2ND FLOOR  
 CAMBRIDGE, MA 02129

PATRICK LUCKOW  
 SYNAPSE ENERGY ECONOMICS, INC.  
 485 MASSACHUSETTS AVE., 2ND FL.  
 CAMBRIDGE, MA 02139

ROBERT FAGAN  
 SYNAPSE ENERGY & ECONOMICS  
 485 MASSACHUSETTS AVE., 2ND FLOOR  
 CAMBRIDGE, MA 02139

THOMAS J. VITOLO  
 SYNAPSE ENERGY ECONOMICS, INC.  
 485 MASSACHUSETTS AVENUE, STE. 2  
 CAMBRIDGE, MA 02139

ALEXANDER DABERKO  
 CALPEAK POWER, LLC  
 591 PUTNAM AVENUE  
 GREENWICH, CT 06830

ADAM FAIRBANKS  
 DIR - REGULATORY AND RETAIL STRUCTURING  
 CONEDISON SOLUTIONS, INC.  
 100 SUMMIT LAKE DRIVE, STE. 410  
 VALHALLA, NY 10595

RICHARD J. HUDSON, JR.  
 DIR. - REGULATORY & LEGISLATIVE AFFAIRS  
 CONEDISON SOLUTIONS, INC.  
 100 SUMMIT LAKE DR., STE. 410  
 VALHALLA, NY 10595

KENDRA ULRICH  
 NUCLEAR CAMPAIGNER  
 FRIENDS OF THE EARTH  
 1100 15TH STREET, NW, 11TH FL.  
 WASHINGTON, DC 20005

S.DAVID FREEMAN  
 C/O FRIENDS OF THE EARTH  
 1100 15HT STREET, NW, 11TH FLOOR  
 WASHINGTON, DC 20005

YANIRA M. GOMEZ  
 LIBERTY POWER CORP.  
 1901 W. CYPRESS CREEK RD., STE. 600  
 FORT LAUDERDALE, FL 33309

KIM L. JOHNSON  
 EVP AND AGENT  
 RIVERBANK PUMPED STORAGE, LLC  
 2000 S. OCEAN BLVD., STE. 703  
 DELRAY BEACH, FL 33483  
 FOR: RIVERBANK PUMPED STORAGE, LLC

SHAWN NICHOLS  
 SUMMIT POWER GROUP  
 1324 CLARKSON CLAYTON CENTER, STE. 119  
 BALLWIN, MO 63011-2145

JIM ROSS  
 RCS, INC.  
 500 CHESTERFIELD CENTER, SUITE 320  
 CHESTERFIELD, MO 63017

CHRIS HENDRIX  
 TEXAS RETAIL ENERGY  
 2001 SE 10TH STREET  
 BENTONVILLE, AR 72716

ERIN SZALKOWSKI  
 CORPORATE COUNSEL  
 CLEAN LINE ENERGY PARTNERS, LLC  
 1001 MCKINNEY STREET, SUITE 700  
 HOUSTON, TX 77002  
 FOR: CENTENNIAL WEST CLEAN LINE LLC

CHARLES PURSHOUSE  
 CAMCO INTERNATIONAL GROUP, INC.  
 390 INTERLOCKEN CRESCENT, SUITE 490  
 BROOMFIELD, CO 80021

CAROLINE SCHNEIDER  
 PROLOGIS  
 4545 AIRPORT WAY  
 DENVER, CO 80239

DREW TORBIN  
 V.P. - RENEWABLE ENERGY  
 PROLOGIS  
 4545 AIRPORT WAY  
 DENVER, CO 80239

PUNEET PASRICH  
 COLORADO STATE UNIVERSITY  
 350 N. COLLEGE AVE.  
 FORT COLLINS, CO 80524

CAITLIN COLLINS LIOTIRIS  
 ENERGY STRATEGIES, LLC  
 215 SOUTH STATE STREET, STE 200  
 SALT LAKE CITY, UT 84111

GIANCARLO ESTRADA  
 KIS MAYES LAW FIRM  
 ONE EAST CAMELBACK ROAD, STE. 550  
 PHOENIX, AZ 85012

PAUL THOMSEN  
 DIR. - POLICY & BUSINESS DEVELOPMENT  
 ORMAT TECHNOLOGIES INC.  
 6225 NEIL ROAD  
 RENO, NV 89511  
 FOR: ORMAT TECHNOLOGIES

RON KNECHT  
 1009 SPENCER ST  
 CARSON, NY 89703-5422

STEVEN HRUBY  
 SOUTHERN CALIFORNIA GAS COMPANY  
 555 W. FIFTH ST., GT14D6  
 LOS ANGELES, CA 90013

SARAH FRIEDMAN  
 SIERRA CLUB  
 714 W. OLYMPIC BLVD., STE. 1000  
 LOS ANGELES, CA 90015

TOUSSAINT.S BAILEY  
 RICHARDS WATSON GERSHON  
 355 S. GRAND AVENUE, 40TH FLOOR  
 LOS ANGELES, CA 90071

DARIUSH SHIRMOHAMMADI  
 CALIFORNIA WIND ENERGY ASSOCIATION  
 10208 CIELO DRIVE  
 BEVERLY HILLS, CA 90210

MICHAEL W. WEBB  
 CITY ATTORNEY  
 CITY OF REDONDO BEACH  
 415 DIAMOND STREET  
 REDONDO BEACH, CA 90277

ADAM GREEN  
 SOLARRESERVE  
 2425 OLYMPIC BLVD., STE. 500E  
 SANTA MONICA, CA 90404

MARILYN LYON  
 SOUTH BAY CITIES COUNCIL OF GOVERNMENTS  
 SOUTH BAY ENVIRONMENTAL SERVICES CTR.  
 20285 S. WESTERN AVE., STE. 100  
 TORRANCE, CA 90501

GREGORY KLATT  
 DOUGLASS & LIDDELL  
 411 E. HUNTINGTON DR., STE. 107-356  
 ARCADIA, CA 91006  
 FOR: TIGER NATURAL GAS, INC.

FRED MOBASHERI  
 CONSULTANT  
 ELECTRIC POWER GROUP, LLC  
 201 SOUTH LAKE AVE., SUITE 400  
 PASADENA, CA 91101

CAROL SCHMID-FRAZEE  
 ATTORNEY AT LAW  
 SOUTHERN CALIFORNIA EDISON COMPANY  
 2244 WALNUT GROVE AVENUE  
 ROSEMEAD, CA 91765

AMANDA KLOPF  
 SOUTHERN CALIFORNIA EDISON COMPANY  
 PO BOX 800/2244 WALNUT GROVE AVE.  
 ROSEMEAD, CA 91770

CASE ADMINISTRATION  
 SOUTHERN CALIFORNIA EDISON COMPANY  
 2244 WALNUT GROVE AVENUE, RM. 321  
 ROSEMEAD, CA 91770

MELISSA A. HOVSEPIAN  
 SOUTHERN CALIFORNIA EDISON COMPANY  
 2244 WALNUT GROVE AVE. / PO BOX 800  
 ROSEMEAD, CA 91770

NGUYEN QUAN  
 MGR - REGULATORY AFFAIRS

TY TOSDAL  
 TOSDAL LAW FIRM

GOLDEN STATE WATER CO. - ELECTRIC OP.  
630 EAST FOOTHILL BOULEVARD  
SAN DIMAS, CA 91773

777 S. HIGHWAY 101, SUITE 215  
SOLANA BEACH, CA 92075  
FOR: SAN DIEGO ENERGY DISTRICT  
FOUNDATION

CHRISTOPHER SUMMERS  
REGULATORY AFFAIRS  
SAN DIEGO GAS & ELECTRIC COMPANY  
8330 CENTURY PARK COURT  
SAN DIEGO, CA 92101

SHAWN BAILEY  
DIRECTOR - PLANNING & ANALYSIS  
SEMPRA US GAS AND POWER  
101 ASH STREET  
SAN DIEGO, CA 92101-3017

CENTRAL FILES  
SAN DIEGO GAS AND ELECTRIC COMPANY  
8330 CENTURY PARK COURT, CP31-E  
SAN DIEGO, CA 92123

JENNIFER PIERCE  
CALIFORNIA REGULATORY AFFAIRS  
SAN DIEGO GAS & ELECTRIC COMPANY  
8330 CENTURY PARK COURT  
SAN DIEGO, CA 92123

REMEDIOS SANTOS  
SAN DIEGO GAS & ELECTRIC COMPANY  
8330 CENTURY PARK CT., CP31E  
SAN DIEGO, CA 92123

DESPINA NIEHAUS  
REGULATORY CASE MGR.  
SAN DIEGO GAS & ELECTRIC COMPANY  
8330 CENTURY PARK COURT, CP32D  
SAN DIEGO, CA 92123-1530

THOMAS C. SAILE  
ENERGY CONTRACTS ORIGINATOR  
SAN DIEGO GAS & ELECTRIC COMPANY  
8315 CENTURY PARK COURT, CP21D  
SAN DIEGO, CA 92123-1548

CATHERINE SULLIVAN  
EZ2BGREEN  
27479 VIA RAMONA  
SAN JUAN CAPISTRANO, CA 92675

CRAIG POSPISIL  
EDISON MISSION ENERGY  
3 MACARTHUR PLACE, STE. 100  
SANTA ANA, CA 92707

JEFF HIRSCH  
JAMES J. HIRSCH & ASSOCIATES  
12185 PRESILLA ROAD  
SANTA ROSA VALLEY, CA 93012-9243

RINALDO BRUTUCO  
WORLD BUSINESS ACADEMY  
308 E. CARRILLO STREET  
SANTA BARBARA, CA 93101

RON DICKERSON  
CALIFORNIA CONSUMERS ALLIANCE  
PO BOX 3751  
CLOVIS, CA 93613

RANDY SHILLING  
4886 EAST JENSEN AVENUE  
FRESNO, CA 93725

ANDREW G. CAMPBELL  
SENTIENT ENERGY  
880 MITTEN ROAD  
BURLINGAME, CA 94010

WILLEM FADRHONC  
STEM, INC.  
100 ROLLINS RD.  
MILLBRAE, CA 94030  
FOR: STEM, INC.

NICOLAI SCHLAG  
ENERGY & ENVIRONMENTAL ECONOMICS, INC.  
101 MONTGOMERY ST., STE 1600  
SAN FRANCISCO, CA 94101

DENNIS J. HERRERA  
CITY AND COUNTY OF SAN FRANCISCO  
CITY HALL, ROOM 234

JEANNE M. SOLE  
DEPUTY CITY ATTORNEY  
CITY AND COUNTY OF SAN FRANCISCO

1 DR. CARLTON B. GOODLET PLACE  
SAN FRANCISCO, CA 94102

1 DR. CARLTON B. GOODLETT PLACE, RM. 234  
SAN FRANCISCO, CA 94102-4682

BREWSTER BIRDSALL, P.E.  
ASPEN ENVIRONMENTAL GROUP  
235 MONTGOMERY STREET, STE. 935  
SAN FRANCISCO, CA 94104

JIM BAAK  
DIRECTOR-POLICY FOR UTILITY SCALE SOLAR  
THE VOTE SOLAR INITIATIVE  
101 MONTGOMERY ST., STE. 2600  
SAN FRANCISCO, CA 94104

AHMAD FARUQUI  
THE BRATTLE GROUP  
201 MISSION ST., STE. 2800  
SAN FRANCISCO, CA 94105

BARNEY SPECKMAN  
VP - GRID MANAGEMENT  
NEXANT  
101 SECOND STREET, 11TH FLOOR  
SAN FRANCISCO, CA 94105

CARA GOLDENBERG  
DIAN GRUENEICH CONSULTING, LLC  
201 MISSION STREET, SUITE 1200  
SAN FRANCISCO, CA 94105

FRED WELLINGTON  
NAVIGANT CONSULTING, INC.  
1 MARKET ST., SPEAR ST. TOWER, STE 1200  
SAN FRANCISCO, CA 94105

KIMBERLY C. JONES  
PACIFIC GAS AND ELECTRIC COMPANY  
77 BEALE STREET, MC B9A, ROOM 904  
SAN FRANCISCO, CA 94105

MATHEW VESPA  
SIERRA CLUB  
85 SECOND STREET, 2ND FLOOR  
SAN FRANCISCO, CA 94105

MATTHEW GONZALES  
SENIOR CASE MANAGER  
PACIFIC GAS AND ELECTRIC COMPANY  
77 BEALE ST., RM. 918, B9A  
SAN FRANCISCO, CA 94105

MICHAEL ALCANTAR  
ATTORNEY AT LAW  
ALCANTAR & KAHL LLP  
33 NEW MONTGOMERY STREET, SUITE 1850  
SAN FRANCISCO, CA 94105

WADE GREENACRE  
REGULATORY CASE COORDINATOR  
PACIFIC GAS AND ELECTRIC COMPANY  
77 BEALE ST., MC B9A  
SAN FRANCISCO, CA 94105

TOM JARMAN  
ENERGY  
PACIFIC GAS AND ELECTRIC COMPANY  
77 BEALE STREET, RM. 909, MC B9A  
SAN FRANCISCO, CA 94105-1814

DAVID A. ZIZMOR  
GRADUATE FELLOW  
ENVIRONMENTAL LAW & JUSTICE CLINIC  
536 MISSION STREET  
SAN FRANCISCO, CA 94105-2968

JAMES J. CORBELLI  
STAFF ATTORNEY  
ENVIRONMENTAL LAW AND JUSTICE CLINIC  
GOLDEN GATE UNIVERSITY SCHOOL OF LAW  
536 MISSION STREET  
SAN FRANCISCO, CA 94105-2968

STEVEN MOSS  
SAN FRANCISCO COMMUNITY POWER  
2325 THIRD STREET, STE. 344  
SAN FRANCISCO, CA 94107

ADENIKE ADEYEYE  
EARTHJUSTICE  
50 CALIFORNIA ST., STE. 500  
SAN FRANCISCO, CA 94111

MONICA A. SCHWEBS  
BINGHAM MCCUTCHEN LLP  
THREE EMBARCADERO CENTER  
SAN FRANCISCO, CA 94111

PAUL R. CORT  
EARTHJUSTICE  
50 CALIFORNIA ST., STE. 500  
SAN FRANCISCO, CA 94111

ROSICELI VILLARREAL  
EARTHJUSTICE  
50 CALIFORNIA STREET, SUITE 500  
SAN FRANCISCO, CA 94111

SARAH BARKER-BALL  
BINGHAM MCCUTCHEN LLP  
3 EMBARCADERO CENTER  
SAN FRANCISCO, CA 94111

SUZY HONG  
ATTORNEY AT LAW  
GOODIN MACBRIDE SQUERI DAY & LAMPREY LLP  
505 SANSOME STREET, SUITE 900  
SAN FRANCISCO, CA 94111

WILL MITCHELL  
COMPETITIVE POWER VENTURES, INC.  
505 SANSOME STREET, STE. 475  
SAN FRANCISCO, CA 94111

IRENE K. MOOSEN  
ATTORNEY AT LAW  
CITY AND COUNTY OF SAN FRANCISCO  
53 SANTA YNEZ AVE.  
SAN FRANCISCO, CA 94112

STEVEN MOSS  
ENVIRONMENTAL DEFENSE FUND  
2325 THIRD STREET, STE. 344  
SAN FRANCISCO, CA 94114

CALIFORNIA ENERGY MARKETS  
425 DIVISADERO ST. STE 303  
SAN FRANCISCO, CA 94117-2242

CHARLES R. MIDDLEKAUFF  
PACIFIC GAS AND ELECTRIC COMPANY  
PO BOX 7442, MC-B30A-2475  
SAN FRANCISCO, CA 94120

DONNA BARRY  
ENERGY PROCEEDINGS  
PACIFIC GAS AND ELECTRIC COMPANY  
PO BOX 770000, MC B9A  
SAN FRANCISCO, CA 94120-7442

MEGAN M. MYERS  
LAW OFFICES OF SARA STECK MYERS  
122 - 28TH AVENUE  
SAN FRANCISCO, CA 94121

CHRISTOPHER SMITH  
PACIFIC GAS & ELECTRIC COMPANY  
PO BOX 770000  
SAN FRANCISCO, CA 94177

ED LUCHA  
CASE COORDINATOR  
PACIFIC GAS AND ELECTRIC COMPANY  
PO BOX 770000, MAIL CODE B9A  
SAN FRANCISCO, CA 94177

ANDY SCHWARTZ  
SOLARCITY  
3055 CLEARVIEW WAY  
SAN MATEO, CA 94402

BETH VAUGHN  
CALIFORNIA COGENERATION COUNCIL  
4391 N. MARSH ELDER COURT  
CONCORD, CA 94521

SEAN BEATTY  
DIRECTOR - WEST REGULATORY AFFAIRS  
NRG WEST  
PO BOX 192  
PITTSBURG, CA 94565

AVIS KOWALEWSKI  
VP - GOV'T & REGULATORY AFFAIRS  
CALPINE CORPORATION  
4160 DUBLIN BLVD, SUITE 100  
DUBLIN, CA 94568

ROBERT ANDERSON  
OLIVINE, INC  
2010 CROW CANYON PLACE, STE. 100  
SN RAMON, CA 94583

SCOTT DAYER  
REGION SALES MGR. - GE POWER & WATER  
GE PACKAGED POWER, INC.  
6140 STONERIDGE MALL RD.  
PLEASANTON, CA 94588

GREGORY BLUE  
 PRINCIPAL  
 GTB CONSULTING  
 3161 WALNUT BLVD  
 WALNUT CREEK, CA 94596

JENNIFER WEBERSKI  
 ENVIRONMENTAL DEFENSE FUND  
 49 TERRA BELLA DRIVE  
 WALNUT CREEK, CA 94596

ANTHONY HARRISON  
 CAL. ENERGY EFFICIENCY INDUSTRY COUNCIL  
 436 14TH ST., SUITE 1020  
 OAKLAND, CA 94612

SHANA LAZEROW  
 ATTORNEY  
 COMMUNITIES FOR A BETTER ENVIRONMENT  
 1904 FRANKLIN STREET, STE 600  
 OAKLAND, CA 94612  
 FOR: CALIFORNIA ENVIRONMENTAL JUSTICE  
 ALLIANCE

THADEUS B. CULLEY  
 KEYES, FOX & WIEDMAN LLP  
 436 14TH STREET, STE. 1305  
 OAKLAND, CA 94612  
 FOR: FRIENDS OF THE EARTH

TIM LINDL  
 .  
 INTERSTATE RENEWABLE ENERGY COUNCIL, INC  
 436 14TH ST., STE. 1305  
 OAKLAND, CA 94612

DAVID MARCUS  
 PO BOX 1287  
 BERKELEY, CA 94701

LINDA AGERTER  
 LARGE-SCALE SOLAR ASSOCIATION  
 51 PARKSIDE DRIVE  
 BERKELEY, CA 94705

ERIC G. GIMON  
 TECHNICAL CONSULTANT  
 THE VOTE SOLAR INITIATIVE  
 2727 MARIN AVE.  
 BERKELEY, CA 94708

JEREMY WAEN  
 REGULATORY ANALYST  
 MARIN ENERGY AUTHORITY  
 781 LINCOLN AVENUE, STE. 320  
 SAN RAFAEL, CA 94901

CARLOS LAMAS-BABBINI  
 CEN-CA PROGRAM MGR.  
 COMVERGE, INC.  
 58 MT. TALLAC CT.  
 SAN RAFAEL, CA 94903

PHILIP MULLER  
 SCD ENERGY SOLUTIONS  
 436 NOVA ALBION WAY  
 SAN RAFAEL, CA 94903

RICH QUATTRINI  
 DIR. PRODUCT MANAGEMENT  
 JOHNSON CONTROLS  
 901 CAMPISI WAY, STE 260  
 CAMPBELL, CA 95008-2348

PUSHKAR G. WAGLE  
 FLYNN RESOURCE CONSULTANTS, INC.  
 2900 GORDON AVENUE, SUITE 100-3  
 SANTA CLARA, CA 95051

DEVRA WANG  
 STAFF SCIENTIST  
 NATURAL RESOURCES DEFENSE COUNCIL  
 111 SUTTER STREET, 20TH FLOOR  
 SAN FRANCISCO, CA 95104

JEFFREY SHIELDS  
 GEN MGR.  
 SOUTH SAN JOAQUIN IRRIGATION DISTRICT  
 PO BOX 747  
 RIPON, CA 95366-0747

JAMES CALDWELL  
 1650 E NAPA STREET  
 SONOMA, CA 95476

DOUGLAS M. GRANDY, P.E.  
 CALIFORNIA ONSITE GENERATION  
 1220 MACAULAY CIRCLE  
 CARMICHAEL, CA 95608



MARTIN HOMEC  
PO BOX 4471  
DAVIS, CA 95617

DELPHINE HOU  
CALIF. INDEPENDENT SYSTEMS OPERATOR  
250 OUTCROPPING WAY  
FOLSOM, CA 95630

JACQUELINE M. DEROSA  
DIRECTOR OF REGULATORY AFFAIRS - CA  
CUSTOMIZED ENERGY SOLUTIONS  
101 PARKSHORE DRIVE SUITE 100  
FOLSOM, CA 95630

SHUCHENG LIU  
CALIFORNIA ISO  
250 OUTCROPPING WAY  
FOLSOM, CA 95630

CAL. INDEPENDENT SYSTEM OPERATOR CORP.  
250 OUTCROPPING WAY  
FOLSOM, CA 95630

BRIAN THEAKER  
NRG ENERGY  
3161 KEN DEREK LANE  
PLACERVILLE, CA 95667

PAUL D. MAXWELL  
NAVIGANT CONSULTING, INC.  
3100 ZINFANDEL DRIVE, SUITE 600  
RANCHO CORDOVA, CA 95670-6078

DANIEL KIM  
WESTLANDS SOLAR PARK  
PO BOX 582844  
ELK GROVE, CA 95757

DAVID MILLER, PHD  
CTR. FOR ENERGY EFFECIENCY & RENEWABLE  
1100 ELEVENTH ST., STE. 311  
SACRAMENTO, CA 95814

KEVIN WOODRUFF  
WOODRUFF EXPERT SERVICES  
1100 K STREET, SUITE 204  
SACRAMENTO, CA 95814  
FOR: THE UTILITY REFORM NETWORK

LAUREN NAVARRO  
ATTORNEY  
ENVIRONMENTAL DEFENSE FUND  
1107 9TH ST., STE. 1070  
SACRAMENTO, CA 95814  
FOR: ENVIRONMENTAL DEFENSE FUND

NICOLE WRIGHT  
BRAUN BLAISING MCLAUGHLIN & SMITH  
915 L STREET, SUITE 1270  
SACRAMENTO, CA 95814

STEVE KEENE  
BRAUN BLAISING MCLAUGHLIN P.C.  
915 L STREET, SUITE 1270  
SACRAMENTO, CA 95814

STEVEN KELLY  
POLICY DIRECTOR  
INDEPENDENT ENERGY PRODUCERS ASSCIATION  
1215 K STREET, STE. 900  
SACRAMENTO, CA 95814

SAMANTHA G. POTTENGER  
ELLISON, SCHNEIDER AND HARRIS L.L.P.  
2600 CAPITOL AVENUE, SUITE 400  
SACRAMENTO, CA 95816

ANDREW BROWN  
ATTORNEY AT LAW  
ELLISON & SCHNEIDER  
2600 CAPITOL AVE, SUITE 400  
SACRAMENTO, CA 95816-5905

CHASE B. KAPPEL  
ELLISON SCHNEIDER & HARRIS LLP  
2600 CAPITOL AVENUE, SUITE 400  
SACRAMENTO, CA 95816-5905

DOUGLAS K. KERNER  
ATTORNEY AT LAW  
ELLISON, SCHNEIDER & HARRIS, LLP  
2600 CAPITOL AVENUE, SUITE 400  
SACRAMENTO, CA 95816-5905

GREGGORY L. WHEATLAND  
ATTORNEY  
ELLISON SCHNEIDER & HARRIS L.L.P.  
2600 CAPITOL AVENUE, SUITE 400  
SACRAMENTO, CA 95816-5905

RACHEL GOLD  
LARGE-SCALE SOLAR ASSOCIATION  
2501 PORTOLA WAY  
SACRAMENTO, CA 95818

SHANNON EDDY  
EXECUTIVE DIRECTOR  
LARGE SCALE SOLAR ASSOCIATION  
2501 PORTOLA WAY  
SACRAMENTO, CA 95818

ANN TROWBRIDGE  
ATTORNEY  
DAY CARTER & MURPHY LLP  
3620 AMERICAN RIVER DR., STE. 205  
SACRAMENTO, CA 95864

JACK ELLIS  
1425 ALPINE WAY / PO BOX 6600  
LAKE TRAHOE, CA 96145-6600

LISA SCHWARTZ  
REGULATORY ASSISTANCE PROJECT  
429 NE NORTH NEBERGALL LOOP  
ALBANY, OR 97321

DONALD SCHOENBECK  
RCS INC.  
900 WASHINGTON STREET, SUITE 780  
VANCOUVER, WA 98660

ROBIN FRASER  
INTERNATIONAL EMISSIONS TRADING ASSN.  
100 KING STREET WEST, SUITE 5700  
TORONTO, ON M5X 1C7  
CANADA  
FOR: IETA

DANIEL JURIJEW  
SR. MGR - REGULATORY AFFAIRS WEST  
CAPITAL POWER CORPORATION  
1200 - 10423 101 ST. NW  
EDMONTON, AB T5H 0E9  
CANADA

PETER CAVAN  
PULSE ENERGY  
576 SEYMOUR ST., STE. 600  
VANCOUVER, BC V6B 3K1  
CANADA

## State Service

CHRIS UNGSON  
CPUC  
EMAIL ONLY  
EMAIL ONLY, CA 00000

DAVID PECK  
CALIFORNIA PUBLIC UTILITIES COMMISSION  
EMAIL ONLY  
EMAIL ONLY, CA 00000

JOANNA GUBMAN  
PUBLIC UTILITIES REGULATORY ANALYST  
CPUC - PROCUREMENT ADEQUACY & OVERSIGHT  
EMAIL ONLY  
EMAIL ONLY, CA 00000

JORDAN PARRILLO  
CALIFORNIA PUBLIC UTILITIES COMMISSION  
ELECTRICITY PLANNING AND POLICY BRANCH  
EMAIL ONLY  
EMAIL ONLY, CA 00000

LILY CHOW  
REGULATORY ANALYST  
CALIFORNIA PUBLIC UTILITIES COMMISSION  
EMAIL ONLY  
EMAIL ONLY, CA 00000

LINDA KELLY  
CALIFORNIA ENERGY COMMISSION  
EMAIL ONLY  
EMAIL ONLY, CA 00000

MICHAELA FLAGG  
CALIFORNIA PUBLIC UTILITIES COMMISSION

VALERIE KAO  
CALIFORNIA PUBLIC UTILITIES COMMISSION

ORA  
 EMAIL ONLY  
 EMAIL ONLY, CA 00000

EMAIL ONLY  
 EMAIL ONLY, CA 00000

WILLIAM DIETRICH  
 SR. ANALYST - ENERGY DIV.  
 CPUC  
 EMAIL ONLY  
 EMAIL ONLY, CA 00000

ALAN WECKER  
 CALIF PUBLIC UTILITIES COMMISSION  
 ELECTRICITY PLANNING & POLICY BRANCH  
 ROOM 4102  
 505 VAN NESS AVENUE  
 SAN FRANCISCO, CA 94102-3214

ALEXANDER COLE  
 CALIF PUBLIC UTILITIES COMMISSION  
 INFRASTRUCTURE PLANNING AND PERMITTING B  
 AREA 4-A  
 505 VAN NESS AVENUE  
 SAN FRANCISCO, CA 94102-3214

ALOKE GUPTA  
 CALIF PUBLIC UTILITIES COMMISSION  
 INFRASTRUCTURE PLANNING AND PERMITTING B  
 AREA 4-A  
 505 VAN NESS AVENUE  
 SAN FRANCISCO, CA 94102-3214

ARTHUR J. O'DONNELL  
 CALIF PUBLIC UTILITIES COMMISSION  
 INFRASTRUCTURE PLANNING AND PERMITTING B  
 ROOM 4-A  
 505 VAN NESS AVENUE  
 SAN FRANCISCO, CA 94102-3214

BRIAN STEVENS  
 CALIF PUBLIC UTILITIES COMMISSION  
 EXECUTIVE DIVISION  
 AREA 4-A  
 505 VAN NESS AVENUE  
 SAN FRANCISCO, CA 94102-3214

CARLOS A. VELASQUEZ  
 CALIF PUBLIC UTILITIES COMMISSION  
 INFRASTRUCTURE PLANNING AND PERMITTING B  
 AREA 4-A  
 505 VAN NESS AVENUE  
 SAN FRANCISCO, CA 94102-3214

CHLOE LUKINS  
 CALIF PUBLIC UTILITIES COMMISSION  
 ELECTRICITY PLANNING & POLICY BRANCH  
 ROOM 4102  
 505 VAN NESS AVENUE  
 SAN FRANCISCO, CA 94102-3214

CHRIS UNGSON  
 CALIF PUBLIC UTILITIES COMMISSION  
 ELECTRICITY PLANNING & POLICY BRANCH  
 ROOM 4104  
 505 VAN NESS AVENUE  
 SAN FRANCISCO, CA 94102-3214

DAMON A. FRANZ  
 CALIF PUBLIC UTILITIES COMMISSION  
 PROCUREMENT STRATEGY AND OVERSIGHT BRANC  
 AREA 4-A  
 505 VAN NESS AVENUE  
 SAN FRANCISCO, CA 94102-3214

DAVID M. GAMSON  
 CALIF PUBLIC UTILITIES COMMISSION  
 DIVISION OF ADMINISTRATIVE LAW JUDGES  
 ROOM 5019  
 505 VAN NESS AVENUE  
 SAN FRANCISCO, CA 94102-3214

DAVID SIAO  
 CALIF PUBLIC UTILITIES COMMISSION  
 ELECTRICITY PLANNING & POLICY BRANCH  
 ROOM 4101  
 505 VAN NESS AVENUE  
 SAN FRANCISCO, CA 94102-3214

ED CHARKOWICZ  
 CALIF PUBLIC UTILITIES COMMISSION  
 PROCUREMENT STRATEGY AND OVERSIGHT BRANC  
 AREA 4-A  
 505 VAN NESS AVENUE  
 SAN FRANCISCO, CA 94102-3214

EDWARD F. RANDOLPH  
 CALIF PUBLIC UTILITIES COMMISSION  
 ENERGY DIVISION  
 ROOM 4004  
 505 VAN NESS AVENUE  
 SAN FRANCISCO, CA 94102-3214

IRYNA KWASNY

JULIE A. FITCH

CALIF PUBLIC UTILITIES COMMISSION  
 LEGAL DIVISION  
 ROOM 4107  
 505 VAN NESS AVENUE  
 SAN FRANCISCO, CA 94102-3214

CALIF PUBLIC UTILITIES COMMISSION  
 EXECUTIVE DIVISION  
 ROOM 5214  
 505 VAN NESS AVENUE  
 SAN FRANCISCO, CA 94102-3214

KARIN M. HIETA  
 CALIF PUBLIC UTILITIES COMMISSION  
 ELECTRICITY PLANNING & POLICY BRANCH  
 ROOM 4102  
 505 VAN NESS AVENUE  
 SAN FRANCISCO, CA 94102-3214

KE HAO OUYANG  
 CALIF PUBLIC UTILITIES COMMISSION  
 UTILITY & PAYPHONE ENFORCEMENT BRANCH  
 AREA 2-E  
 505 VAN NESS AVENUE  
 SAN FRANCISCO, CA 94102-3214

KEITH D WHITE  
 CALIF PUBLIC UTILITIES COMMISSION  
 INFRASTRUCTURE PLANNING AND PERMITTING B  
 AREA 4-A  
 505 VAN NESS AVENUE  
 SAN FRANCISCO, CA 94102-3214

LEWIS BICHKOFF  
 CALIF PUBLIC UTILITIES COMMISSION  
 PROCUREMENT STRATEGY AND OVERSIGHT BRANC  
 AREA 4-A  
 505 VAN NESS AVENUE  
 SAN FRANCISCO, CA 94102-3214

MARCELO POIRIER  
 CALIF PUBLIC UTILITIES COMMISSION  
 EXECUTIVE DIVISION  
 ROOM 5025  
 505 VAN NESS AVENUE  
 SAN FRANCISCO, CA 94102-3214

MATT MILEY  
 CALIF PUBLIC UTILITIES COMMISSION  
 LEGAL DIVISION  
 ROOM 5135  
 505 VAN NESS AVENUE  
 SAN FRANCISCO, CA 94102-3214

MEGHA LAKHCHAURA  
 CALIF PUBLIC UTILITIES COMMISSION  
 PROCUREMENT STRATEGY AND OVERSIGHT BRANC  
 AREA 4-A  
 505 VAN NESS AVENUE  
 SAN FRANCISCO, CA 94102-3214

MERIDETH STERKEL  
 CALIF PUBLIC UTILITIES COMMISSION  
 INFRASTRUCTURE PLANNING AND PERMITTING B  
 AREA 4-A  
 505 VAN NESS AVENUE  
 SAN FRANCISCO, CA 94102-3214

MICHEL PETER FLORIO  
 CALIF PUBLIC UTILITIES COMMISSION  
 EXECUTIVE DIVISION  
 AREA  
 505 VAN NESS AVENUE  
 SAN FRANCISCO, CA 94102-3214

MICHELE KITO  
 CALIF PUBLIC UTILITIES COMMISSION  
 DEMAND SIDE ANALYSIS BRANCH  
 AREA 4-A  
 505 VAN NESS AVENUE  
 SAN FRANCISCO, CA 94102-3214

NIKA ROGERS  
 CALIF PUBLIC UTILITIES COMMISSION  
 ELECTRICITY PLANNING & POLICY BRANCH  
 ROOM 4101  
 505 VAN NESS AVENUE  
 SAN FRANCISCO, CA 94102-3214

NOUSHIN KETABI  
 CALIF PUBLIC UTILITIES COMMISSION  
 INFRASTRUCTURE PLANNING AND PERMITTING B  
 AREA 4-A  
 505 VAN NESS AVENUE  
 SAN FRANCISCO, CA 94102-3214

PATRICK L. YOUNG  
 CALIF PUBLIC UTILITIES COMMISSION  
 INFRASTRUCTURE PLANNING AND PERMITTING B  
 AREA 4-A  
 505 VAN NESS AVENUE  
 SAN FRANCISCO, CA 94102-3214

PETER SPENCER  
 CALIF PUBLIC UTILITIES COMMISSION  
 ELECTRICITY PLANNING & POLICY BRANCH  
 ROOM 4104  
 505 VAN NESS AVENUE  
 SAN FRANCISCO, CA 94102-3214

RACHEL MCMAHON  
CALIF PUBLIC UTILITIES COMMISSION  
DEMAND SIDE PROGRAMS BRANCH  
AREA  
505 VAN NESS AVENUE  
SAN FRANCISCO, CA 94102-3214

RADU CIUPAGEA  
CALIF PUBLIC UTILITIES COMMISSION  
ELECTRICITY PRICING AND CUSTOMER PROGRAM  
ROOM 4104  
505 VAN NESS AVENUE  
SAN FRANCISCO, CA 94102-3214

SEAN A. SIMON  
CALIF PUBLIC UTILITIES COMMISSION  
PROCUREMENT STRATEGY AND OVERSIGHT BRANC  
AREA 4-A  
505 VAN NESS AVENUE  
SAN FRANCISCO, CA 94102-3214

SEPIDEH KHOSROWJAH  
CALIF PUBLIC UTILITIES COMMISSION  
EXECUTIVE DIVISION  
ROOM 5201  
505 VAN NESS AVENUE  
SAN FRANCISCO, CA 94102-3214

STEPHEN ST. MARIE  
CALIF PUBLIC UTILITIES COMMISSION  
EXECUTIVE DIVISION  
ROOM 5203  
505 VAN NESS AVENUE  
SAN FRANCISCO, CA 94102-3214

XIAN "CINDY" LI  
CALIF PUBLIC UTILITIES COMMISSION  
ELECTRICITY PRICING AND CUSTOMER PROGRAM  
ROOM 4104  
505 VAN NESS AVENUE  
SAN FRANCISCO, CA 94102-3214

YAKOV LASKO  
CALIF PUBLIC UTILITIES COMMISSION  
ELECTRICITY PLANNING & POLICY BRANCH  
ROOM 4101  
505 VAN NESS AVENUE  
SAN FRANCISCO, CA 94102-3214

CONSTANCE LENI  
CALIFORNIA ENERGY COMMISSION  
MS-20  
1516 NINTH STREET  
SACRAMENTO, CA 95814

MARC S. PRYOR  
CALIFORNIA ENERGY COMMISSION  
1516 NINTH STREET  
SACRAMENTO, CA 95814

MICHAEL JASKE  
CALIFORNIA ENERGY COMMISSION  
1516 9TH STREET, MS-20  
SACRAMENTO, CA 95814

REBECCA TSAI-WEI LEE  
CALIF PUBLIC UTILITIES COMMISSION  
DRA - ADMINISTRATIVE BRANCH  
770 L Street, Suite 1250  
Sacramento, CA 95814

KEVIN S. NAKAMURA  
CALIF PUBLIC UTILITIES COMMISSION  
UTILITY AUDIT, FINANCE & COMPLIANCE BRAN  
180 Promenade Circle, Suite 115  
Sacramento, CA 95834

---

**TOP OF PAGE**  
**BACK TO INDEX OF SERVICE LISTS**

# **ANALYSIS OF LOCAL CAPACITY REQUIREMENTS IN THE WESTERN LOS ANGELES (LA) BASIN SUB-AREA**

**Study of an Environmentally Superior Alternative to  
Proposed New Generation at the Redondo Beach Generating  
Station for Meeting Local Capacity Requirements in the  
Western LA Basin Sub-Area**



*Prepared by:*  
**Advanced Energy Solutions**  
Contact: Jaleh Firooz  
[jfirooz@iesnet.com](mailto:jfirooz@iesnet.com)

**June 2013**

## Contents

	<b>Page</b>
<b>Executive Summary .....</b>	<b>5</b>
Introduction .....	5
Results and Conclusions.....	6
<b>Analysis.....</b>	<b>12</b>
LCR Analysis	
Probability of the need for the CAISO Calculated LCRs	
Conventional Generation Capacity	
Non-Conventional Capacity Alternatives	
Load Drop Alternative	
Other Conventional Generation Alternatives	
Power Flow Analysis	
Renewable Integration Requirements.....	21
Redondo Beach Substation and Associated Transmission Infrastructure.....	23
<b>Appendix.....</b>	<b>26</b>

## Executive Summary

### Introduction

In 2011, on behalf of the California Coastal Conservancy, Advanced Energy Solutions undertook an independent analysis of the need for generation at the location of the existing Redondo Beach generation facility. The analysis determined that the local reliability requirements specified by the CAISO for the Los Angeles Basin and the Western Los Angeles Basin sub-area do not require that there be any generation located at the existing Redondo Beach generation facility through year 2021. Advanced Energy Solutions also found that there are no technical studies that indicate the flexible (dispatchable) generation needed to accommodate a significant increase in intermittent renewable generation, is required to be located at the existing Redondo Beach generation facility. The 2011 analysis concluded that all generation at the existing Redondo Beach generation facility can be retired without any adverse impacts on grid reliability. Advanced Energy Solutions' report was completed in December, 2011 and can be found at <http://jfirooz.wix.com/firoozconsulting>

The 2011 report considered the CAISO's estimate of Local Capacity Requirements (LCRs) for the Los Angeles Basin and Western Los Angeles Basin sub-areas in 2021, and used forecast load growth to extrapolate/interpolate the CAISO's LCR estimates for all years of the 2012 through 2021 study horizon. The report compared these LCR estimates to the amount of existing generating resources, expected retirement of Once Through Cooling (OTC) units,<sup>1</sup> and expected generation additions within these areas. The 2011 report also considered the CAISO's estimates of the amount of flexible generation that would likely need to be added to the system to accommodate the integration of intermittent renewable resources through year 2021. The report noted that "incremental energy efficiency, demand response, and/or distributed generation could help further reduce the need for generation capacity in the Western LA basin sub-area."<sup>2</sup>

The City of Redondo Beach asked Advanced Energy Solutions to update its 2011 report and determine if the conclusions reached in that report are still accurate or whether changes are needed based on information that has become available since December, 2011. Specifically, the City wants to know if removing all generation and substation facilities, and all connecting transmission lines, from the existing Redondo Beach power plant, in combination with other supply and demand-side options, is environmentally superior to other alternatives for meeting California's electricity requirements (including the alternative of building new generation at the

---

<sup>1</sup> On May 4, 2010, the State Water Resources Control Board (SWRCB) adopted a statewide policy on the use of coastal and estuarine waters for power plant cooling. Approximately 30% of California's existing in-state generating capacity (gas and nuclear power) uses coastal and estuarine water for once-through cooling. This policy will impact coastal generation that does not yet comply, by requiring that generation be retrofitted, repowered, or retired.

<sup>2</sup> Page 6, "ANALYSIS OF THE NEED FOR GENERATING CAPACITY at the REDONDO BEACH GENERATING STATION, Oct 2011".



Redondo Beach location as proposed by the current owner of the Redondo Beach facility (AES)<sup>3</sup>.

Power flow analysis was performed to confirm that the supply-side and demand-side solutions<sup>4</sup> discussed in this study will, if implemented, reliably satisfy the Western LA Basin sub-area Local Capacity Requirements (LCRs) identified by the CAISO.

New information has become available since the initial report was published in December, 2011. This new information includes CAISO transmission planning study results and CPUC decisions. In addition, the possible long term unavailability of the two San Onofre Nuclear Generating Station (SONGS) units in southern California became a reality following a radiation release in January, 2012.

Major sources of the data for this update include the:

- CAISO Board-approved 2012-2013 transmission plan and associated report. The CAISO's report includes the results of the CAISO's no-SONGS mitigation strategy for 2018 (mid-term) and 2022 (long-term).<sup>5</sup> The report includes a summary of the results of power flow studies that back the CAISO's analysis. The CAISO's 2012-2013 transmission plan was approved by the CAISO Board on March 20, 2013. According to the associated report, the CAISO "performed a comprehensive study of the ISO transmission grid to meet California's policy goals, in addition to examining conventional grid reliability requirements and projects that can bring economic benefits to consumers." As part of this work the CAISO identified upgrades needed to meet CAISO grid reliability needs and upgrades to support achievement of the state's requirement to supply 33% of California's retail electricity consumption with renewable energy by 2020.
- LCR technical analysis reports prepared by the CAISO to estimate LCRs for years 2013 (short-term, with and without SONGS), 2014 (with SONGS) and 2018 (with SONGS). On an annual basis the CAISO determines, for the upcoming Resource Adequacy (RA) compliance year, LCRs for transmission constrained areas of the CAISO grid. These annual LCR determinations are used by the CPUC to establish CPUC-jurisdictional load serving entities' system and local RA obligations. They are used by the CAISO to

---

<sup>3</sup> AES is a corporation which owns and operates power plants in the United States and internationally. Advanced Energy Solutions is an unrelated independent consulting firm located in the San Diego, California.

<sup>4</sup> The demand and supply side values used in the study are based on projections developed by the CPUC and CEC and provided to the CAISO. The CAISO's analysis made certain modifications to these projections including the assembly of a "base" Renewable Portfolio Standard (RPS) scenario.

<sup>5</sup> According to the CAISO: "the mid-term studies addressed the recommendations from the CEC, which were made in consultation with the CPUC, in the 2011 Integrated Energy Policy Report that 'to support long-term energy and contingency planning, the California ISO (with support from PG&E, SCE, and planning staff of the CPUC and CEC) should report to the CEC as part of its 2013 Integrated Energy Policy Report (IEPR) and the CPUC as part of its 2013 long-term procurement plan on what new generation and transmission facilities would be needed to maintain system and local reliability in the event of a long-term outage at Diablo Canyon, SONGS, or Palo Verde.'"

determine whether the CAISO needs to implement its backstop procurement authority in the event load serving entities fail to contract for generation sufficient to meet the established LCRs.

- CPUC's February 13, 2013 *Decision Authorizing Long-Term Procurement for Local Capacity Requirements* (D.13-02-015) in the Western LA Basin sub-area which was issued as part of the CPUC's Long Term Procurement Plan (LTPP) proceeding. While RA compliance is established by the CPUC on a one-year forward basis, the CPUC uses the Local Reliability track of the LTPP proceeding to authorize long-term procurement of generating capacity that meets projected LCRs for the years 2021 and beyond "...to the extent that the Commission finds there is such a need."<sup>6</sup> CPUC D.13-02-015 authorizes Southern California Edison Company (SCE) to procure between 1400 and 1800 megawatts of electrical capacity in the Western Los Angeles Basin sub-area of the Los Angeles Basin area to meet LCRs projected through year 2021. The CPUC decision relies heavily on information provided by the CAISO in the LTPP proceeding.

No confidential information appears in this report. To perform power flow analysis Advanced Energy Solutions used several power flow base cases to examine grid performance following selected contingencies. Certain data elements within the power flow cases are considered confidential by the CAISO.

---

<sup>6</sup> Page 6 of CPUC Decision 13-02-015.

## Results and Conclusions

In the absence of the two SONGS units, the addition of about 2000 MW of demand reduction and distributed generation, in combination with 940 MW of new generating capacity at the site of the existing Huntington Beach generating station, will satisfy LCRs in the Western LA Basin sub-area through 2022 and allow the shut down and removal of all existing generating and substation facilities at the Redondo Beach plant. In addition, a relatively minor transmission line reconfiguration at La Fresa substation will allow all four of the existing 230 kV transmission lines between the Redondo Beach substation and La Fresa substation to be de-energized and removed.

With the two SONGS units operating, the addition of less than 2250 MW of demand reduction and distributed generation will satisfy LCRs in the Western LA Basin sub-area through 2022 and allow the shut down and removal of all existing generating and substation facilities at the Redondo Beach plant. In addition, a relatively minor transmission line reconfiguration at La Fresa substation will allow all four of the existing 230 kV transmission lines between the Redondo Beach substation and La Fresa substation to be de-energized and removed.

Need for additional capacity in the area does not arise until 2021 after the assumed retirement of over 2000 MW of existing OTC generation capacity at the Alamitos generating facility consistent with the SWRCB's OTC unit compliance schedule. Non-conventional generation additions are shown beginning in year 2013. The actual rate at which these resources are added is an important indicator of whether the projected penetration by year 2022 is likely to materialize. If the rate of additions is less than projected, further analysis could be done to evaluate the best course of action in the later years.

Compared to alternatives which rely only on conventional generation to satisfy the Western LA Basin sub-area LCRs, the two alternatives described in the preceding paragraphs are environmentally superior. Load reductions and distributed generation additions (including dual purpose CHP (Combined Heat and Power)) mean a reduction in natural gas consumption and lower air emissions.<sup>7</sup> In addition, in the absence of SONGS, generation at Huntington Beach is more effective than generation at Redondo Beach in mitigating the overload that establishes LCRs for the Western LA Basin sub-area. Therefore, fewer megawatts of new conventional generation can be added at Huntington Beach than at the Redondo Beach location to satisfy the Western LA Basin sub-area LCRs. The addition of fewer megawatts of new conventional generation will tend to reduce air emission, land use and visual impacts along the Western LA Basin sub-area coastline

Review of the CAISO's LCR analyses later in this paper shows that the CAISO's assumptions regarding load growth (1-in-10 plus 2.5%), mitigation options (no load drop for N-1-1), and likely available resources (such as very low non-conventional generation assumptions and some existing generation assumed off-line) are overly conservative. Using more reasonable assumptions for non-conventional generation, it is evident that even without any SONGS generation; there will be plenty of dependable capacity available in the Western LA basin sub-

---

<sup>7</sup> Load reductions have the ancillary benefit of reducing transmission and distribution losses. Similarly, distributed generation is electrically close to load and therefore also helps to reduce transmission and distribution losses.

area through year 2022. There will be enough dependable capacity to meet the Western LA basin sub-area LCRs after the retirement of the OTC units, which includes retirement of the existing Redondo Beach generating units.

Tables 1 and 2 and Figures 1 and 2 show the Western LA Basin sub-area LCRs for years 2013 through 2022 under “Without SONGS” and “With SONGS” assumptions. The LCRs are calculated by the CAISO for some years, with other years estimated through interpolation and extrapolation of the CAISO’s estimates. The tables show total dependable capacity (NQC) of existing generation (including plants currently under construction) and remaining generation after the planned retirement of the Once Through Cooling (OTC) units. The tables also show projected uncommitted Energy Efficiency program impacts, non-CHP distributed generation additions, new CHP additions, dispatchable demand response program impacts, and the addition of strategically-located conventional generation additions, where needed. Finally, the tables calculate a nominal local capacity shortage or surplus in the Western LA Basin sub-area.

Comparison of Tables 1 and 2 shows that the LCRs are lower in most years by 500 MW to 1000 MW in the case with SONGS, a significant reduction but much less than the installed capacity of the two SONGS units (2200 MW).

The 2000 MW to 2250 MW of demand reduction and distributed generation in the two alternatives proposed in this paper are intended to be in place by year 2022 and are comprised of: 200 MW of new Combined Heat and Power (CHP), 797 MW of new non-CHP Distributed Generation (DG)<sup>8</sup>, 250 MW of dispatchable demand response (DR), and depending on the status of SONGS, 753 MW to 1000 MW<sup>9</sup> of currently uncommitted Energy Efficiency (EE) programs. As is described later, these values are assumed to be dependable capacity (Net Qualifying Capacity or “NQC”) and are based on forecasts from State agencies.

The power flow analysis was performed for year 2022 since it has the highest LCR. Power flow analysis confirms that with the dependable capacity assumed to be available in the Western LA Basin sub-area, the CAISO’s projected Western LA Basin sub-area LCR would be met though year 2022 without reliability standard violations.

The power flow analysis shows that the specific locations of load reduction and distributed generation within the Western LA Basin sub-area are important in determining how effective these options are in satisfying the Western LA Basin sub-area LCRs. For purposes of this analysis, the load reductions and distributed generation additions were distributed across the Western LA Basin sub-area, generally in proportion to load levels at each load bus.<sup>10</sup> The results

---

<sup>8</sup> In addition to 169 MW of DG assumed for 2022 by the CAISO in its studies.

<sup>9</sup> The forecast values for uncommitted EE in year 2022 are based on the State agencies’ forecast of 1121 MW in 2021. The analysis conducted for this paper indicates that between 753 MW and 1000 MW of currently uncommitted EE, in combination with other proposed resource additions, is sufficient to meet the Western LA Basin sub-area LCRs for with and without SONGS scenarios.

<sup>10</sup> If the load reductions and distributed generation additions were distributed in a more targeted fashion—focused on the substations with the higher effectiveness factors for the critical overload which establishes the Western LA

show that there is no need for generation located at the existing Redondo Beach generating station to meet the LCRs.

Even if forecast distributed generation additions or demand reduction impacts do not happen, the CAISO can use a Remedial Action Scheme to drop load on controlled basis as mitigation for the critical N-1-1 contingency condition. Note that this critical condition only occurs at very high (1-in-10) load levels. Analysis shows that the probability of a critical N-1-1 contingency occurring during a 1-in-10 load event is very remote.

A review of the CAISO's ongoing renewable integration studies reveals that, to date, there is no indication of any need for dispatchable generation at the Redondo Beach site to integrate the anticipated addition of intermittent renewable resources throughout the CAISO Balancing Authority. So far, analyses by the CAISO have not identified a strong locational requirement for the dispatchable resources that are needed to integrate intermittent renewable resources. Within certain broad limits (e.g., northern California versus southern California) dispatchable generation can be located anywhere within the CAISO Balancing Authority.

In addition to confirming that the resource and demand response alternatives proposed in this paper will satisfy the Western LA Basin sub-area LCRs, power flow analysis also confirms that if the Redondo Beach power plant is retired, with or without SONGS generation being on-line, the transmission line reconfiguration at La Fresa substation proposed in this paper will allow the Redondo Beach substation and the four 230 kV lines between Redondo Beach substation and La Fresa substation to be removed without causing any grid reliability issues.

---

Basin sub-area LCR—it is possible that there would be no need for any new conventional generation anywhere in the Western LA Basin sub-area.

Study of Alternative to New Generation at Redondo Beach Plant [June 2013]

Table 1. Western LA LCR Surplus/(Deficiency) Without SONGS (MW)

Year:	2013	2014	2015	2016	2017	2018	2019	2020	2021	2022
W LA Basin LCR based on CAISO's Category C:	4597*	4664	4731	4797	4864	4931*	4973	5015	5057	5099*
W LA Basin: Effective existing Gen (NQC)**	6364	7345	7345	7345	7345	7345	7345	7345	7345	7345
retire El Segundo OTC unit 3:	0	(335)	(335)	(335)	(335)	(335)	(335)	(335)	(335)	(335)
retire El Segundo OTC unit 4:	0	0	0	(335)	(335)	(335)	(335)	(335)	(335)	(335)
retire Alamitos OTC units 1 - 6:	0	0	0	0	0	0	0	0	(2010)	(2010)
retire Huntington Beach OTC units 1 - 2:	0	0	0	0	0	0	0	0	(452)	(452)
retire Redondo Beach OTC units 5 - 8:	0	0	0	0	0	0	0	0	(1356)	(1356)
Total Retirements	0	(335)	(335)	(670)	(670)	(670)	(670)	(670)	(4488)	(4488)
W LA Basin Gen after OTC retirements (NQC) (MW)	6364	7010	7010	6675	6675	6675	6675	6675	2857	2857
Uncommitted EE within W LA (NQC):	75	151	226	301	377	452	527	603	678^	753
Uncommitted CHP Within W LA (NQC):	20	40	60	80	100	120	140	160	180^	200
Dist Generation within W LA (NQC):	97	193	290	386	483	579	676	772	869&	966
Dispatchable Demand Response (NQC):	25	50	75	100	125	150	175	200#	225	250
1st block of AES's proposed Huntington Beach CC plant:	0	0	0	0	0	0	470	470	470	470
2nd block of AES's proposed Huntington Beach CC plant:	0	0	0	0	0	0	0	470	470	470
Total W LA Basin Expected Gen/Demand Response	6581	7444	7661	7543	7760	7976	8663	9349	5748	5965
LCR Apparent Surplus/(Deficiency)	1984	2780	2930	2745	2895	3045	3690	4334	691	866

The highlighted values are either from CAISO testimony or from other California state agencies. Values for other years are determined through linear interpolation/extrapolation.

\* 2013 LCR value is from CAISO's August 20, 2012 "2013 Local Capacity Technical Analysis, Addendum to the Final Report and Study Results, Absence of San Onofre Nuclear Generating Station (SONGS)". 2018 and 2022 LCR values are from CAISO's 2012-2013 Transmission Plan, Table 3.5-7 and Table 3.5-12.

# Page 21 of D.13-02-015. The power flow analysis confirmed that not all 1247 MW is needed.

Study of Alternative to New Generation at Redondo Beach Plant [June 2013]

& From Table 4 (Environmentally Constrained case) in D.13-02-015. Page 19

# Page 56 of D.13-02-015

\*\* The NQC values for year 2013 are from the CAISO's August 20, 2012 "2013 Local Capacity Technical Analysis, Addendum to the Final Report and Study Results, Absence of San Onofre Nuclear Generating Station (SONGS)".

**Table 2. Western LA LCR Surplus/(Deficiency) With SONGS (MW)**

Year:	2013	2014	2015	2016	2017	2018	2019	2020	2021	2022
<b>W LA Basin LCR based on CAISO's Category C:</b>	<b>5540*</b>	<b>3825*</b>	<b>3922</b>	<b>4018</b>	<b>4115</b>	<b>4211*</b>	<b>4308</b>	<b>4404</b>	<b>4501</b>	<b>4597</b>
W LA Basin: Effective existing Gen (NQC)**	6364	7345	7345	7345	7345	7345	7345	7345	7345	7345
retire El Segundo OTC unit 3:	0	(335)	(335)	(335)	(335)	(335)	(335)	(335)	(335)	(335)
retire El Segundo OTC unit 4:	0	0	0	(335)	(335)	(335)	(335)	(335)	(335)	(335)
retire Alamitos OTC units 1 - 6:	0	0	0	0	0	0	0	0	(2010)	(2010)
retire Huntington Beach OTC units 1 - 2:	0	0	0	0	0	0	0	0	(452)	(452)
retire Redondo Beach OTC units 5 - 8:	0	0	0	0	0	0	0	0	(1356)	(1356)
<b>Total Retirements</b>	<b>0</b>	<b>(335)</b>	<b>(335)</b>	<b>(670)</b>	<b>(670)</b>	<b>(670)</b>	<b>(670)</b>	<b>(670)</b>	<b>(4488)</b>	<b>(4488)</b>
<b>W LA Basin Gen after OTC retirements (NQC) (MW)</b>	<b>6364</b>	<b>7010</b>	<b>7010</b>	<b>6675</b>	<b>6675</b>	<b>6675</b>	<b>6675</b>	<b>6675</b>	<b>2857</b>	<b>2857</b>
Uncommitted EE within W LA (NQC):	100	200	300	400	500	600	700	800	900^	1000
Uncommitted CHP Within W LA (NQC):	20	40	60	80	100	120	140	160	180^	200
Dist Generation within W LA (NQC):	97	193	290	386	483	579	676	772	869&	966
Dispatchable Demand Response (NQC):	25	50	75	100	125	150	175	200#	225	250
<b>Total W LA Basin Expected Gen/Demand Response</b>	<b>6606</b>	<b>7493</b>	<b>7735</b>	<b>7641</b>	<b>7883</b>	<b>8124</b>	<b>8366</b>	<b>8608</b>	<b>5031</b>	<b>5273</b>
<b>LCR Apparent Surplus/(Deficiency)</b>	<b>1066</b>	<b>3668</b>	<b>3813</b>	<b>3623</b>	<b>3768</b>	<b>3913</b>	<b>4058</b>	<b>4204</b>	<b>531</b>	<b>676</b>

The highlighted values are either from CAISO testimony or from other California state agencies. Values for other years are determined through linear interpolation/extrapolation.

\*The LCR for year 2013 are from the CAISO's August 20, 2012 "2013 Local Capacity Technical Analysis, Addendum to the Final Report and Study Results, Absence of San Onofre Nuclear Generating Station (SONGS)".

The LCR for year 2014 is from the CAISO's March 28, 2013 "2014 Local Capacity Technical Analysis, Draft Report and Study Results". The LCR for year 2018 is from the CAISO's March 28, 2013 "2018 Local Capacity Technical Analysis, Draft Report and Study Results"

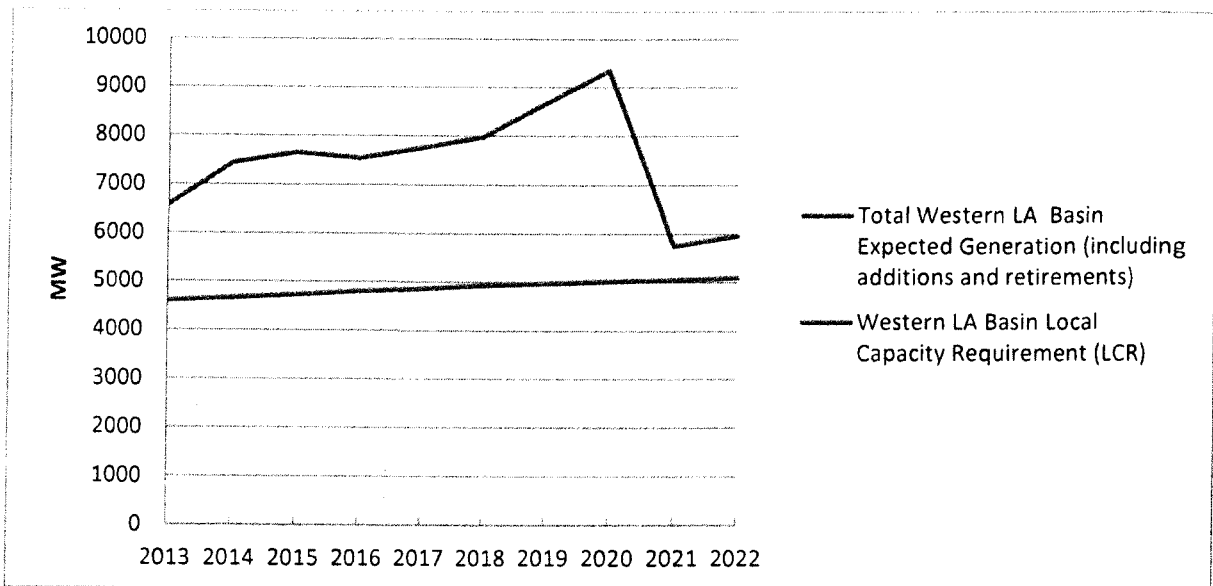
^ Page 21 of D.13-02-015

& From Table 4 (Environmentally Constrained case) in D.13-02-015. Page 19

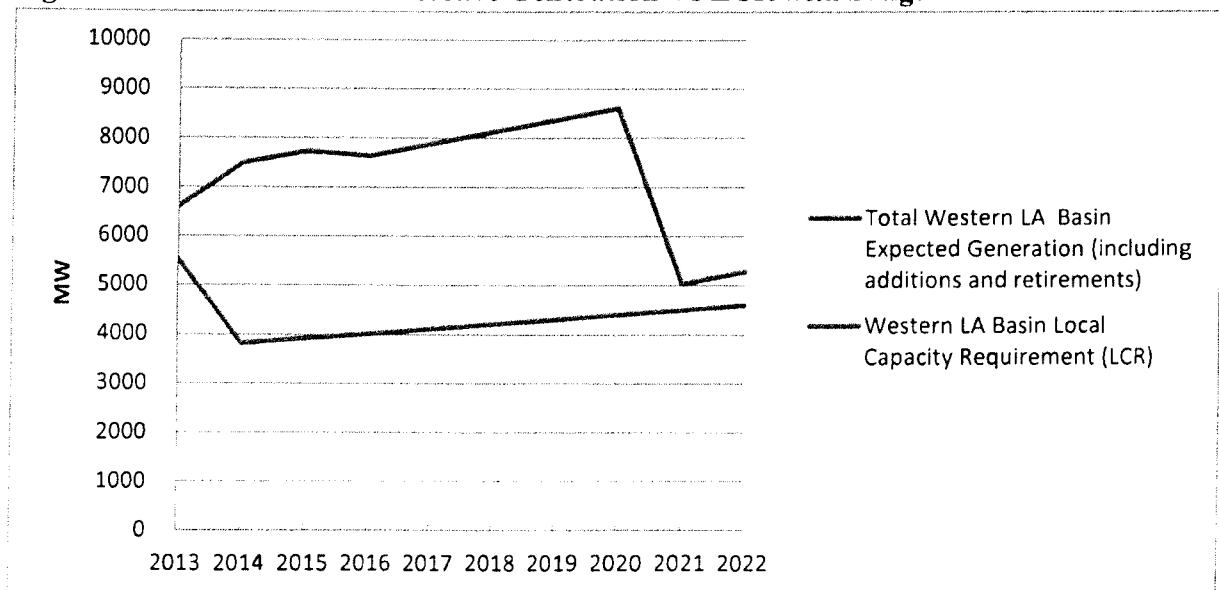
# Page 56 of D.13-02-015

\*\* The NQC values for year 2013 are from the CAISO's August 20, 2012 "2013 Local Capacity Technical Analysis, Addendum to the Final Report and Study Results, Absence of San Onofre Nuclear Generating Station (SONGS)".

**Figure 1: Western LA Basin Effective Generation Vs LCR without Songs**



**Figure2: Western LA Basin Effective Generation Vs LCR with Songs**





## Analysis

### LCR Analysis

This study examines the Western LA Basin sub-area dependable capacity requirement with and without the availability of generation at SONGS. Comparing the LCRs under with and without SONGS conditions (Tables 1 and 2) reveals (and CAISO data confirms) that SONGS units' unavailability does not have a large impact on the West LA Basin sub-area LCR. This is because according to the CAISO's latest study, the SONGS units' effectiveness in reducing the worst N-1-1 contingency overload is less than 5%. According to CAISO convention, the SONGS units' capacities are not counted toward meeting the Western LA Basin sub-area capacity requirements. Paradoxically, the availability of generation at SONGS does reduce the Western LA Basin sub-area LCRs.

Tables 3.5-7<sup>11</sup> and 3.5-12<sup>12</sup> in the CAISO's Board Approved 2012-2013 transmission plan document, provide estimates of the LCRs for the Western LA Basin sub-area for the years 2018 and 2022 assuming either or both SONGS and the Diablo Canyon nuclear power plants units are shut down. The CAISO's August 20, 2012 "2013 Local Capacity Technical Analysis, Addendum to the Final Report and Study Results, Absence of San Onofre Nuclear Generating Station (SONGS)" provides the Western LA Basin sub-area LCR for year 2013 with and without SONGS.

The instant report update estimates LCRs for other years during the study horizon by linear interpolation and extrapolation. The data provided on Table 1 of this update shows that LCRs vary between 4600 MW in 2013 and 5099 MW in 2022 with no SONGS units available. Table 2 shows the Western LA Basin sub-area LCRs vary from 5540 MW in 2013 to 4597 MW in 2022 with SONGS generation available,

### Probability of the need for the CAISO Calculated Local Capacity Requirements

The CAISO estimates LCRs using a 1-in-10 peak load forecast (there is a 90% probability that actual peak loads will be lower) with an additional 2.5% increase to ensure that even if loads reach the 1-in-10 level, with a 2.5 % margin of security, there will be no voltage instability under contingency conditions.

---

<sup>11</sup> CAISO Board Approved 2012-2013 Transmission Plan document: 2018 Local reliability assessment of LA Basin and San Diego areas. (page 176)

<sup>12</sup> CAISO Board Approved 2012-2013 Transmission Plan document: 2022 Local reliability assessment of LA Basin and San Diego areas. (page 193)

The contingency conditions under which the LCRs are estimated assume the worst case overlapping outage of two transmission lines (an N-1-1 contingency condition). This contingency condition has a very small probability of occurrence. Roughly speaking, the outage of one line has less than a 1% (0.01) probability of occurrence. The probability of an overlapping outage of two lines is therefore 0.01% ( $0.0001 = 0.01 \times 0.01$ ). The probability that the foregoing worst case N-1-1 contingency condition will occur during a 1-in-10 peak load condition is several orders of magnitudes smaller and therefore very remote.<sup>13</sup> While the N-1-1 contingency condition must be studied under reliability standards, the likelihood that this condition will ever occur approaches statistical insignificance.

## Conventional Generation Capacity

There are a number of new generators that are under construction in the CAISO Balancing Authority Area (BAA)<sup>14</sup>. Some are in the Los Angeles Basin LCR area and are outside the Western LA Basin sub-area, and some are in the Western LA basin sub-area. Any generation additions within the Western LA Basin sub-area also count towards the LCRs for the Los Angeles Basin LCR area.

It is also important to note that the generating capacity values assumed by the CAISO to determine whether there will be sufficient dependable capacity available to meet LCRs are conservatively estimated. The CAISO and CPUC only count NQC values towards LCRs. The CAISO sets NQC values for non-dispatchable generators based on the generators' actual output during historical peak load periods. Accordingly, the NQC values are generally less than these generators' installed capacity, and can be significantly affected by one-time technical anomalies (e.g., the loss of natural gas compression at a gas-fired generating plant) or atypical commercial conditions (e.g., the historical peak load period may have occurred exactly when the need for process heat from a cogeneration plant was at a low level due to the manufacturer's particular

---

<sup>13</sup> The probability of an N-1-1 contingency occurring at the peak hour of a 1-in-10 load forecast is  $.0001 \times 1 / 8760 = 0.000000001$ , which is about 1 in a billion for the peak hour. Because surrounding hours are likely to approach the peak hour load levels, there will be more than one hour of very high load level during the ten year period, e.g., 200 hours. Multiplying the single-instance probability by 200 yields a probability of 1 in 5 million for the need.

<sup>14</sup> New conventional generation resources that were modeled in the case, according to the CAISO 2012/2013 Transmission Plan page 220.

- Marsh Landing (760 MW);
- Russell City Energy Center (600 MW);
- Oakley Generating Station (624 MW);
- Lodi Energy Center (280 MW);
- GWF Tracy Combined Cycle (145 MW);
- Los Esteros Combined Cycle (140 MW);
- Mariposa Energy Project (184 MW);
- Walnut Creek Energy Center (500 MW);
- Canyon Power Plant (200 MW);
- NRG El Segundo Repowering Project (570 MW); and
- Sentinel Peaker Project (850 MW).

production schedule). Furthermore, the NQC values used by the CAISO in its 2014 and 2018 Local Capacity Technical Analyses reveal that there are a number of generators in the Western LA Basin sub-area that are assigned a zero megawatt NQC value even though, in previous years, the CAISO has used non-zero NQC values for these generators. Specifically, in the 2014 and 2018 Local Capacity Technical Analyses there are 17 generators assigned a zero megawatt NQC value that in previous years had a combined NQC of 186 MW.<sup>15</sup>

It is not the purpose of this paper to take issue with the conditions that the CAISO assumes for purposes of establishing LCRs. The analysis in this report uses the same conservative assumptions. However, decision-makers and consumers should be aware that significant costs are being incurred to prepare for an event which is almost certain to never happen.

### Non-Conventional Capacity

Most significantly the CAISO has chosen a very pessimistic and conservative view of the expected development of demand reduction programs (e.g., currently uncommitted energy efficiency) and non-conventional generation resources (e.g., CHP, non-CHP DG, and DR)<sup>16</sup>. The CAISO has assumed zero megawatt NQC values in 2022<sup>17</sup> for these resources except for 166 MW (NQC) of DG.

The CAISO's use of overly conservative assumptions is highlighted in the CAISO's testimony in the CPUC's LTPP proceeding. CPUC D.13-02-015 decision quotes a CAISO witness statement as follows:

*"...deliberately conservative forecasts must be employed in the assessment of reliability requirements for capacity in constrained areas since the consequences of being marginally short versus marginally long are asymmetric."<sup>18</sup>*

The operative public policy question is whether the CAISO has struck the right balance between the costs of being "marginally long" and—considering the very low probabilities involved—the consequences of being "marginally short." This update report agrees with the CPUC that it is reasonable to assume (i) uncommitted energy efficiency will reduce forecast loads below the level assumed by the CAISO and thereby reduce LCRs below the levels estimated by the CAISO, (ii) some amount of dispatchable demand can be counted towards these lower LCRs, (iii) a modest amount of new CHP will be available to count towards the lower LCRs, (iv) future

---

<sup>15</sup> Appendix A.

<sup>16</sup> These resources are termed either "incremental" or "uncommitted." Either term refers to resources beyond the amounts embedded in the CEC's demand forecast.

<sup>17</sup> From an email response from the CAISO planning staff.

<sup>18</sup> Page 22 of CPUC Decision 13-02-015.

non-CHP distributed generation additions will significantly exceed the low levels used in the CAISO's base case analysis.<sup>19</sup>

As was mentioned, it is not the purpose of this paper to take issue with the conditions that the CAISO assumes for purposes of establishing LCRs. However, it needs to be understood that the combination of numerous conservative assumptions produces an overly-conservative result; the margin of reliability resulting from the CAISO's analysis is larger than may be apparent at first glance. Nevertheless, except for energy efficiency, demand response, non-CHP distributed generation and CHP, this paper has accepted all the CAISO's load, contingency, and generating resource assumptions.<sup>20</sup>

It is the intent of this paper to examine if the use of more reasonable assumptions for the development of preferred resources consistent with the Loading Order in California's Energy Action Plan, would produce a result that is environmentally superior to the construction of new generation at the Redondo Beach facility and that would meet the CAISO's conservative application of reliability standards. The assumed NQC values for preferred resources are taken from estimates provided by the three state agencies (CPUC, CEC and California Air Resources Board) in consultation with the CAISO.<sup>21</sup>

In its estimation of LCRs, the CAISO has, thus far, refused to include any amount of uncommitted energy efficiency in forecast load levels. The CAISO is also unwilling to assume any amount of dispatchable demand can be counted towards estimated LCRs. In addition, while the CAISO does assume that some amount of new distributed generation will get built, its baseline assessment includes the lowest amount of distributed generation among the various renewable resource portfolios provided by the CPUC. The CAISO's baseline assessment includes no new CHP generation additions.

The CPUC's authorization for SCE to procure up to an additional 600 MW of capacity from preferred resources shows the desire of the Commission for use of these resources over fossil-fired generation.

*"SCE is also authorized to procure up to an additional 600 MW of capacity from preferred resources and/or energy storage resources. In addition, SCE will continue to obtain resources which can be used in these local reliability areas*

---

<sup>19</sup> The amount of Distributed generation assumed by the CAISO in their case for 2022 according to the CAISO planning staff is 169 MW (NQC).

<sup>20</sup> The NQC of existing generation in the Western LA Basin sub-area is obtained from the CAISO's 2013, 2014 and 2018 Local Capacity Technical Analyses reports.

<sup>21</sup> CPUC D.13-02-015, page 21 "A sensitivity analysis performed at the request of this Commission, the CEC and the California Air Resources Board (CARB), to study a variation on the Environmentally Constrained portfolio. As part of the sensitivity analysis, demand reduction from 1950 MW of uncommitted energy efficiency and 201 MW of additional CHP was included in the model, as provided by the three State agencies and adjusted for the LA basin local area (as part of 2461 MW of uncommitted energy efficiency and 209 MW of uncommitted CHP for the entire SCE territory).<sup>32</sup> For the Western LA basin."

*through processes defined in energy efficiency, demand response, renewables portfolio standard, energy storage and other relevant dockets.*"<sup>22</sup>

According to testimony submitted to the CPUC in the LTPP proceeding, most of the interveners, including SCE and the CPUC Division of Ratepayer Advocates (DRA), stated that the CAISO's assumed values for uncommitted energy efficiency, dispatchable demand response, new non-CHP distributed generation and new CHP resources are too low.

The CPUC staff has developed four renewable generation scenarios for meeting the California's 33 percent RPS requirement in 2020. These scenarios vary by technology, location, and other characteristics and were developed by considering transmission constraints, cost, commercial interest, environmental concerns, and timing of development. For planning purposes, the CAISO adopted the commercial interest scenario as the CAISO's baseline case. The CAISO also estimated LCRs using the other three scenarios; the cost-constrained scenario, the environmentally-constrained scenario, and the high distributed generation scenario.

The RPS portfolios cover a broad range of plausible renewable generation possibilities. According to the CAISO:

*"The generation resources comprising these four portfolios reflect the latest and best available information on the commercial interests of transmission customers, as measured by interconnection queue positions and whether the resources have signed power purchase agreements with California load-serving entities. Other factors such as cost, procurement policies, permitting, and resource financing capabilities were part of the metrics used to evaluate each portfolio."*<sup>23</sup>

According to CAISO testimony in the CPUC LTPP proceeding,<sup>24</sup> at the request of the CPUC, the CEC and the California Air Resources Board (CARB), the CAISO performed a sensitivity study using the environmentally constrained RPS portfolio that incorporated uncommitted energy efficiency assumptions and additional CHP. This sensitivity study reduced forecast peak loads in the Western LA Basin sub-area by 1121 MW in year 2021 and modeled 180 MW of new CHP within the Western LA Basin sub-area.

Based on the CAISO testimony in the CPUC's LTPP proceeding 869 MW (NQC) of Distributed Generation is assumed available in the Western LA basin in the CAISO "Environmentally Constraint" case in 2021.<sup>25</sup>

---

<sup>22</sup> Page 2, CPUC D.13-02-015.

<sup>23</sup> Page 15, CAISO 2012-2013 Transmission Plan document.

<sup>24</sup> Page 21, CPUC D.13-02-015.

<sup>25</sup> Page 19 CPUC D.13-02-015

In D.13-02-015 the CPUC found that it is reasonable to assume that 200 MW of dispatchable demand response will be available in the Western LA Basin sub-area by year 2020:

*"We will assume a nominal level of 200 MW of dispatchable demand response...by 2020....there appears to be...549 MW of total demand response resources now..."<sup>26</sup>*

SCE's testimony in the CPUC's LTPP proceeding indicated that the total amount of demand response available in the Western LA Basin sub-area is about three times higher:

*"SCE witness Silsbee testified that at least 549 MW of demand response is currently available in the Western LA Basin..."<sup>27</sup>*

To determine the amount of the uncommitted energy efficiency, dispatchable demand response, new CHP and new non-CHP distributed generation available in each year of this update's study horizon, linear extrapolation is used.

## Load Drop Alternative

In estimating LCRs, the CAISO assumes controlled load drop is not used as mitigation for the N-1-1 contingency condition. However, both CAISO and NERC reliability standards permit the use of controlled load drop for this contingency condition. Were the CAISO to assume the use of some amount of controlled load drop,<sup>28</sup> there could be a significant reduction in the LCRs. While controlled load drop imposes some amount of inconvenience for some consumers and is not without cost, the likelihood of actually having to trigger such a load drop scheme is, as discussed above, very remote. It should be noted that an automated load drop scheme is more reliable than a comparable amount of additional generation since load drop activation is subject only to limited amount of software and telecommunication equipment, while the availability of generation is subject to a myriad of electronic and manual control systems, fuel inputs, complex thermal and mechanical systems and emission controls. As far as reliability is concerned, controlled load drop is a more reliable way of reducing the possibility of cascading blackouts or system-wide electric supply failures.

Although, CAISO statements in the CAISO 2018 Local Capacity Technical report indicates that the CAISO allows controlled load drop for N-1-1 contingency conditions, for purposes of estimating LCRs, the CAISO has, for unspecified reasons, chosen not to do so.<sup>29</sup>

---

<sup>26</sup> Page 56 of D.13-02-015

<sup>27</sup> Page 52 of D.13-02-015

<sup>28</sup> Controlled load drop would be prearranged so as to avoid dropping critical loads such as hospitals and sensitive commercial end-uses such as sewage pumping plants.

It is noteworthy that on May 16, 2013 FERC issued a supplemental notice of proposed rulemaking to approve revisions to a mandatory NERC reliability standard (TPL-001) that would allow a transmission planner to shed non-consequential load in response to a single contingency event (N-1).

## Other Conventional Generation Alternatives

AES, the current owner of the Huntington Beach generating station, has submitted an Application For Certification (AFC) to the CEC for construction of two combined cycle plants at the location of the existing Huntington Beach generating facility. AES's AFC indicates that the first block of Huntington Beach Project could be on line by the summer of 2019 and the second block by the summer of 2020. While it is uncertain whether AES will be able to secure the required AFC approval from the CEC, and uncertain whether AES will obtain Power Purchase Agreements (PPAs) that provide the financial certainty necessary to proceed with construction, it is clear that generation at the Huntington Beach location is electrically preferred to generation at the Redondo Beach location. The CAISO's Local Capacity Technical Analyses indicate that generation at Huntington Beach is more effective in mitigating the adverse consequences of the worst contingency condition than is generation at Redondo Beach; i.e., generation at Huntington Beach has a much higher "effectiveness factor"<sup>30</sup> for the contingency driving the requirements.

## Power Flow Analysis

Power flow analyses were performed for year 2022 as it has the highest projected LCR.

Power flow analysis has been recognized by the regulatory agencies as "more sophisticated and precise" than other approaches which attempt to establish compliance with LCRs by simply adding up the amount of generating capacity within a defined area:

*"there is general agreement that the ISO's modeling is more sophisticated and precise. We find the use of the ISO's power flow modeling to be reasonable for these purposes."*<sup>31</sup>

---

<sup>29</sup> "Generally, Category C describes system performance that is expected following the loss of two or more system elements. This loss of two elements is generally expected to happen simultaneously, referred to as N-2. It should be noted that once the "next" element is lost after the first contingency, as discussed above under the Performance Criteria B, N-1-1 scenario, the event is effectively a Category C. As noted above, depending on system design and expected system impacts, the **planned and controlled** interruption of supply to customers (load shedding), the removal from service of certain generators and curtailment of exports may be utilized to maintain grid 'security.' "

<sup>30</sup> Page 72 CAISO 2018 LOCAL CAPACITY TECHNICAL ANALYSIS.

<sup>31</sup> Page 39 CPUC D.13-02-015.

Two separate 2022 power flow cases were obtained from the CAISO secure website to perform the power flow analysis used for the instant study: the 2022 starting case for the LCR analysis<sup>32</sup> and a 2022 reliability case for the transmission line reconfiguration/removal study.

Two 470 MW conventional generating units at Huntington Beach<sup>33</sup>; along with uncommitted energy efficiency program impacts, dispatchable demand response, new CHP, and new non-CHP distributed generation assumptions included in this update report; have been added to the CAISO's "starting point" power flow case that the CAISO used to develop the 2022 no-nuclear mitigation plan included in the CAISO's 2012-2013 transmission plan report. This modified case was then tested by taking the worst case contingency identified by the CAISO (the outage of the 230 kV Serrano-Lewis #1 line followed by the outage of the 230 kV Serrano-Villa Park #2 line) and verifying that this modified case did not result in any reliability standard violations.

To determine the amount and location of new dependable capacity that is needed to meet the CAISO's estimated Western LA Basin sub-area LCR, different amounts, and locations, of dependable capacity additions were tested in the power flow program by applying the critical contingency condition identified by the CAISO.<sup>34</sup> The iterative power flow analysis showed that distributing load reductions (EE and DR) and resources (DG and CHP) across the Western LA Basin sub-area in proportion to load at the various load buses, is not as effective in mitigating the particular worst contingency-based overload identified by the CAISO as the capacity at a specific bus. That is because the electrical effectiveness of resources in mitigating the critical overload condition depends on the location of the resources relative to the location of the overloaded facility. For the particular contingency described above generation at the location of the existing Huntington Beach power plant -- and to a lesser degree the Alamitos power plant -- are more effective in mitigating the overload than resources distributed throughout the Western LA Basin sub-area.

For the above reason, the amount of unconventional and conventional additions (2000 MW + 940 MW = 2940) MW) to be added in the proposed alternative under the without SONGS scenario is higher than the 2460 MW of conventional generation proposed by the CAISO to be added to satisfy the LCR requirements in 2022.

---

<sup>32</sup> The CAISO refuses to make available to stakeholders the "final" power flow cases which establish the LCR estimates included the CAISO's Local Capacity Technical Analyses and in the CAISO's 2012-2013 transmission plan. This refusal makes it difficult for stakeholders to verify and critique the CAISO's LCR analyses. Moreover it is not apparent what sensitive information resides in the final cases. Assumptions concerning the generation dispatch patterns used by the CAISO, and CAISO assumptions as to assumed resource additions, are just that—assumptions. They are binding on no party and carry only as much, or as little, weight as individual stakeholders choose to give them.

<sup>33</sup> The use of Huntington Beach plant is for convenience. It is conceivable that other electrical locations within the Western LA Basin sub-area would be more or equally effective as the Huntington Beach location for the development of new generation.

<sup>34</sup> The CAISO's "starting point" no-SONGS power flow case for year 2022 was used for this purpose.



The result of this iterative process for the without SONGS scenario is the addition of two conventional generating units at Huntington Beach (940 MW of dependable capacity) and a reduction in the aggregate amount of EE, non-CHP distributed generation, new CHP and dispatchable demand response distributed across the Western LA Basin sub-area (the reduction is from an initial amount of about 2500 MW as estimated by the CPUC and CEC to less than 2000 MW as determined by the instant analysis). Tables 1 and 2 reflect the final dependable capacity additions determined through application of the iterative power flow analysis

The proposed reconfiguration of the transmission lines at La Fresa substation, the removal of the Redondo Beach substation and removal of the transmission lines connecting Redondo Beach substation to the electric network, were studied in the power flow program under with and without SONGS scenarios with all-lines-in-service and contingency conditions assuming high load conditions.<sup>35</sup> Specifically, NERC Category A (all lines in-service), Category B (one line out) and Category C (two lines out) conditions in the La Fresa substation area were tested. No overload was observed for the any of the outages studied.

---

<sup>35</sup> The CAISO's with-SONGS and no-SONGS reliability cases for year 2022 were used for this purpose.

## Renewable Integration Requirements

Since the release of the original report (in December, 2011) to which this update applies, the CAISO and CPUC have continued to investigate the amount and characteristics of dispatchable generation that will be needed to accommodate the anticipated increase in intermittent renewable generation (mainly wind and solar). Of particular interest is whether, and when, new dispatchable generation will need to be added. This determination depends to some extent on the amount and timing of when existing dispatchable generation, especially generators using Once-Through-Cooling technology, is retired and whether this generation is retooled with air cooling or replaced on-site with new generation.

What is important for the purposes of this update is that, to date, none of this analysis has identified a specific locational requirement that mandates some portion of this dispatchable generation would have to be located at the existing Redondo Beach generating facility. The finding in the original report still stands:

*“According to CTPG’s [the California Transmission Planning Group’s] interpretation of the OTC owners’ implementation plans, and based on the likely construction of new generation outside of the existing OTC sites and within the CAISO BA, there will be enough flexible generating capacity added to meet the CAISO’s projected need for 4600 MW of new flexible generation capacity in 2020.”*

*“From 2013 through 2020 no generation capacity at the Redondo Beach Generating Station location is required to integrate intermittent renewable resources.”*

This finding is extended in the instant update to include year 2022. The simple fact is that except for unusual situations where transmission constraints between different regions of the CAISO grid (such as between northern and southern California) limit the ability to move power, dispatchable generation can be ramped up and down anywhere within the CAISO Balancing Authority to offset a rapid decrease or increase in renewable output anywhere in the CAISO Balancing Authority. Given the wide distribution of dispatchable generation throughout the CAISO’s Balancing Authority, and the projected need for dispatchable generation though year 2022, it appears unlikely that any significant locationally-specific dispatchable generation requirements will be found.

Of note, there are several initiatives underway which may either reduce the need for dispatchable generation or which may have the effect of expanding the fleet of dispatchable generation. For example, FERC’s requirement that Balancing Authorities move to 15 minute scheduling will reduce the amount of dispatchable generating capacity that each Balancing Authority needs to have in order to address intra-hour imbalances. Similarly, the Energy Imbalance Market proposals that are being considered in different areas of the WECC, if implemented, will have the effect of combining different Balancing Authorities intra-hour imbalances such that the diversity in the separate imbalances will reduce the combined imbalance. It is likely that most

new solar photovoltaic additions will incorporate smart inverter technology. Smart inverters provide significant voltage control capability, reducing the need for the voltage control provided by synchronous generators.

Finally, dynamic scheduling between Balancing Authorities can significantly increase the pool of dispatchable generation that is available to a Balancing Authority—such as the CAISO’s—that may have significant quantities of intermittent renewable generation. This source of dispatchable generating capacity is likely to become increasingly prominent as significant increases in renewable generation begin to offload existing dispatchable fossil-fired generators. To the extent dispatchable fossil-fired generation output is reduced to accommodate the anticipated increase in renewable generation, an opportunity is created to use this unloaded generating capacity to supply balancing services to those Balancing Authorities with a greater need for such capacity.

## **Redondo Beach Substation and Associated Transmission Infrastructure**

Assuming it is determined that AES's proposal to build new generation at the Redondo Beach is not an environmentally preferred alternative for meeting California's electricity requirements, the existing Redondo Beach generating station will be scheduled for retirement by December 31, 2020. This is the date established by the State Water Resources Control Board for compliance with Once-Through-Cooling requirements. If the existing generating units are retired the need for the transmission facilities connecting the power plant to the electric grid is called into question.

Advanced Energy Solutions has investigated whether it would be feasible from a reliability perspective to remove the existing Redondo Beach 230 kV substation and the four 230 kV transmission lines connecting the substation to the transmission grid. If it is possible to remove these facilities, the entire Redondo Beach site could be restored for beneficial public use.

When the existing generating units are retired the associated step-up transformers can be removed as they would serve no purpose. What remains at the Redondo Beach facility will be the Redondo Beach 230 kV substation. The Redondo Beach 230 kV substation is connected to the transmission grid by four 230 kV transmission lines. The existing connections are shown schematically in Figure 1 below.

Advanced Energy Solutions' investigation found that a relatively simple transmission system reconfiguration at La Fresa substation will allow the existing Redondo Beach 230 kV substation, and all four transmission lines between the existing Redondo Beach 230 kV substation and the existing La Fresa substation, to be removed. The removal of these facilities presents a unique opportunity to restore the entire Redondo Beach power plant site, as well as the existing transmission corridor between the Redondo Beach 230 kV substation and the La Fresa substation, to beneficial public use. Such restoration offers the potential for significant environmental benefits.

The transmission system reconfiguration at La Fresa substation is as follows:

1. Remove the existing 230 kV Redondo Beach-La Fresa #1 and #2 lines, leaving the existing breakers and disconnect switches and two open bay positions at the La Fresa 230 kV bus,
2. Disconnect the existing 230 kV Redondo Beach-Mesa line and the existing 230 kV Redondo Beach-Laguna Bell line within the La Fresa substation perimeter, and
3. Tie the disconnected 230 kV Redondo Beach-Mesa line and the disconnected 230 kV Redondo Beach-Laguna Bell line to the La Fresa 230 kV bus using the two open bay positions that are made available by the removal of the 230 kV Redondo Beach-La Fresa #1 and #2 lines.<sup>36</sup>

---

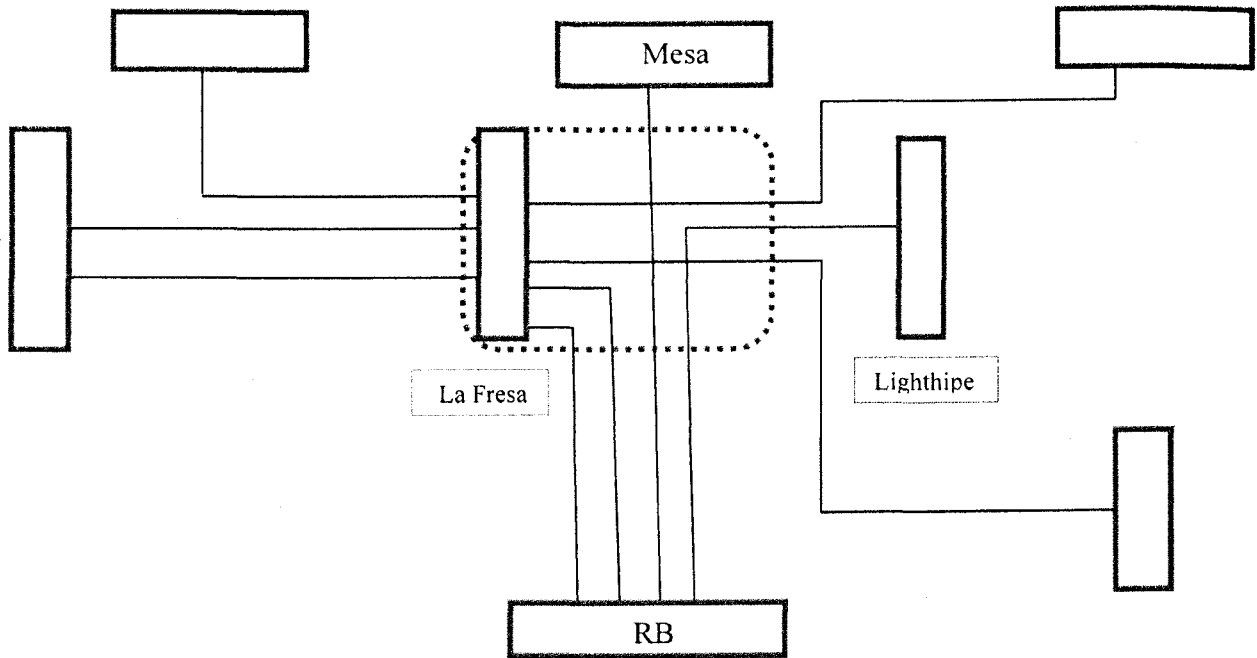
<sup>36</sup> It will likely be necessary to redesign the protection scheme around La Fresa substation to reflect the change in system impedances that result from the new system configuration.

When this transmission system reconfiguration is implemented, the existing Redondo Beach 230 kV substation, and all four 230 kV transmission lines between the existing Redondo Beach 230 kV substation and the existing La Fresa substation, can be removed. The resulting transmission configuration is shown schematically in Figure 2 below. Note that this reconfiguration requires virtually no new infrastructure since all four of the existing 230 kV transmission lines that connect the Redondo Beach 230 kV substation to the existing transmission system terminate within, or pass through, the perimeter of the existing La Fresa substation. Further, because there would be no generation at the Redondo Beach site, fault duty on the existing circuit breakers should be reduced thereby obviating any need to replace breakers when the new configuration is implemented.

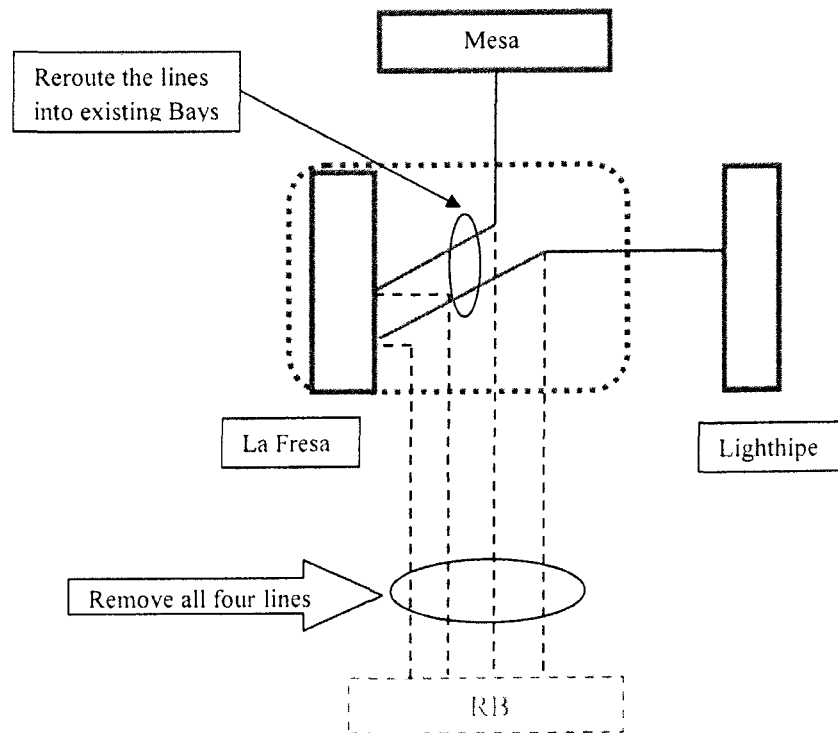
The reliability of the modified transmission configuration was tested under selected N-1 and N-1-1 contingency conditions using the CAISO's reliability power flow cases for the year 2022 for both with and without SONGS scenarios. The cases include the CAISO's Summer Peak base case assumptions which incorporate the CEC's 1-in-10 year heat wave load forecast plus 2.5% margin, and include forecast transmission system losses and all other CAISO assumptions regarding transmission changes and generation retirements and additions for 2022.

The power flow study showed no reliability standard violations under Category A (all lines in service) conditions, under the selected Category B contingency conditions (one line out) and under selected category C (two lines out) conditions.

Figure 1. Current Redondo Beach Substation Configuration



Future 2. RB Sub and 230 kV Transmission Lines Removed and La Fresa Sub Modified



## Appendix A

Generator Name	2013/2014 Report (NQC - MW)			Initial Report (NQC - MW)
BARRE_2_QF	0		Western Western, El	QF/Selfgen
CHEVMN_2_UNITS	0	1	Nido Western, El	QF/Selfgen 1.58
CHEVMN_2_UNITS	0	2	Nido	QF/Selfgen 1.61
CHINO_2_SOLAR	0		Western	Market
ELLIS_2_QF	0		Western, Ellis	QF/Selfgen 0.29
JOHANN_6_QFA1	0		Western, Ellis	QF/Selfgen
RHONDO_6_PUENTE	0		Western	Market 4.00
VILLPK_6_MWDYOR	0		Western	MUNI 3.90
ARCOGN_2_UNITS	0	1	Western	Market 35.00
HINSON_6_QF	0	1	Western	QF/Selfgen
NA ORCOGEN	0	1	Western, Ellis Western, El	QF/Selfgen 12.00
NA OUTFALL1	0	1	Nido Western, El	QF/Selfgen 17.00
NA OUTFALL2	0	1	Nido	QF/Selfgen 17.00
NA COYGEN	0	1	Western, Ellis	QF/Selfgen 20.00
NA FEDGEN	0	1	Western	QF/Selfgen 24.70
NA HILLGEN	0		Western	QF/Selfgen
NA THUMSGEN	0		Western	QF/Selfgen 49.00
	0			subtotal: 186.08