


Cross Bores Inspections

Distribution Integrity Management

May, 2014

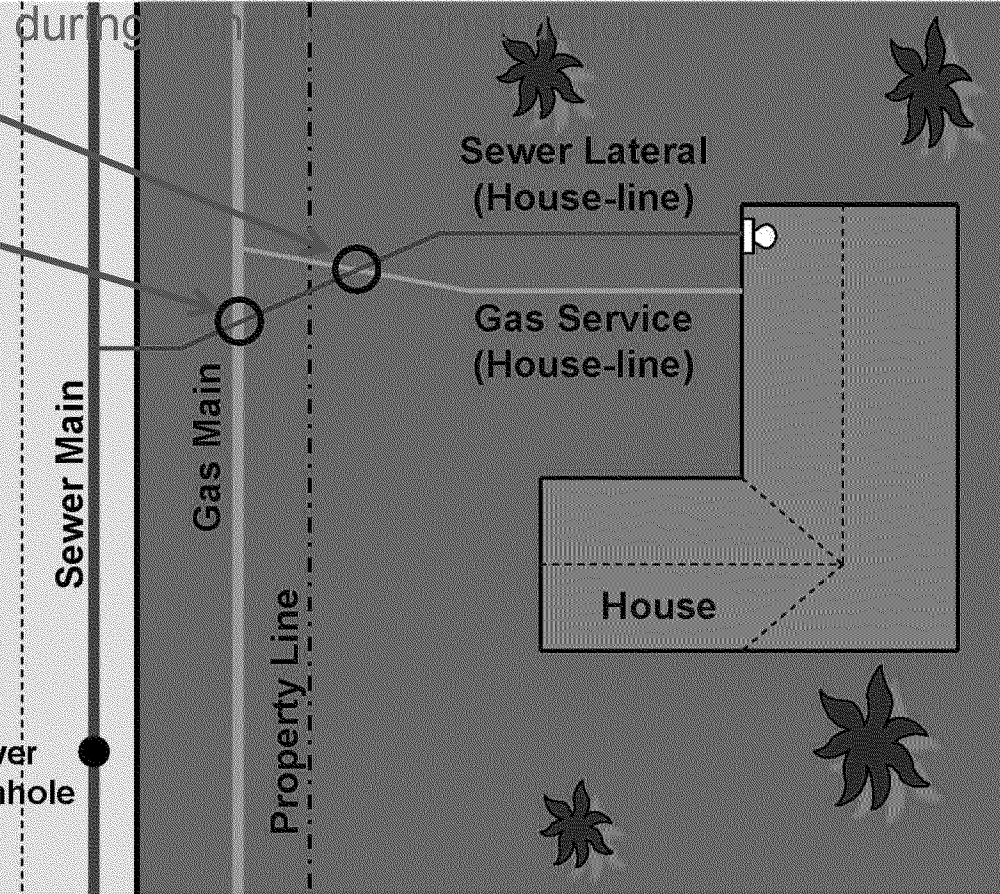


What is a Cross Bore?



What is a cross bore?

A cross bore is the inadvertent placement of a gas main or service through a sewer line. Sewer cross bores typically occur



What can happen as a result of a cross bore?

The sewer line may become blocked and need to be cleaned by a plumber or the building owner with mechanical cleaning tools. This may cause the gas line to be cut which could cause a release of gas.



Cross Bores – An Industry Issue

1976: First recorded instance of a Cross Bore

- Kenosha Wisconsin
- Fire, explosion, four injuries, one home destroyed and two adjacent homes damaged
- Investigated by NTSB

2004: Phoenix Arizona

- Fire, explosion, four injuries one home destroyed


New York State

- Fire, explosion, one fatality, one home destroyed

2010: St. Paul Minnesota

- Fire, explosion, one injury, one home destroyed

AGA publishes report on Gas Pipelines and Unmarked Sewer Lines.



2002: Minneapolis Minnesota

- Fire, explosion and two homes destroyed

2008: Cross Bore Safety Association formed, a non-profit organization of construction, pipe manufacturer, inspectors and utility professionals

2012: Gas Technology Institute (GTI) publishes report on Cross-Bores Best Practice and Outreach Program

Best practices focus on:

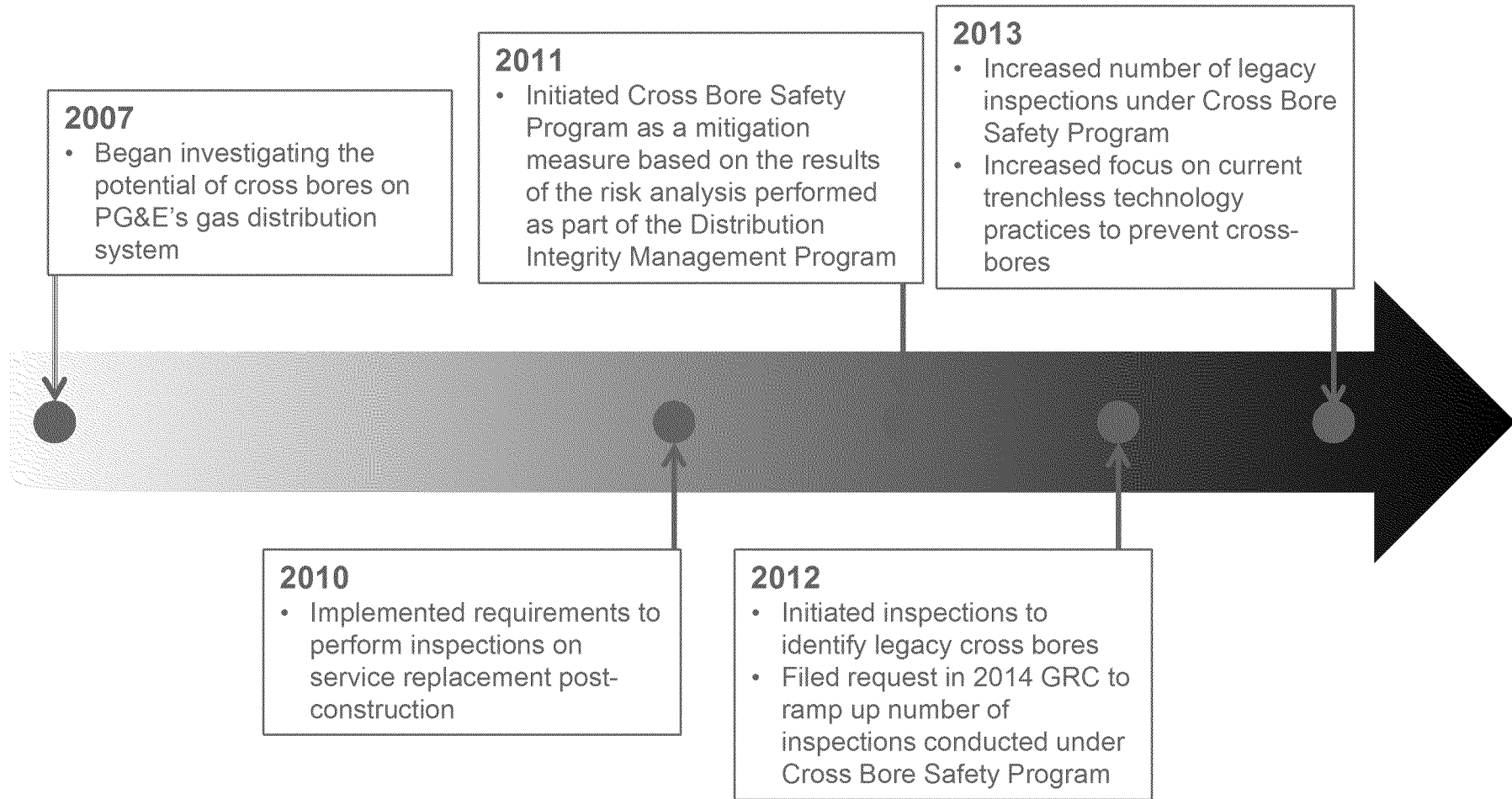
- Compliance, resources, awareness, records and risk assessment and mitigation

- Eighteen known cross bore incidents in U.S. since 2002¹
- Industry average cross bores estimated at 2-3 per mile of gas pipe and can be higher regionally, especially if sewer and gas lines are installed at the same depth²
- Incident in Minnesota resulted in a state mandated program to address cross bores³

¹ GTI "Mitigating the Risk of Cross-Bores", presentation to Northeast Gas Association, October 4, 2012
² Cross Bore Safety Association (CBSA), Legacy Cross Bores
³ Minnesota Department of Public Safety, State Fire Marshal and Pipeline Safety, Alert Notice, May 10, 2010



PG&E's History with Cross Bores⁴




There have been 5 near hits since 2012 where cross bores were damaged and gas was released; however, the leak was mitigated before any property damage occurred.




Inspection Methods

Camera equipment is either

- Inserted into a sewer manhole and launched up each individual sewer lateral
- Inserted through a toilet, trap, or cleanout at the house and pushed to the street

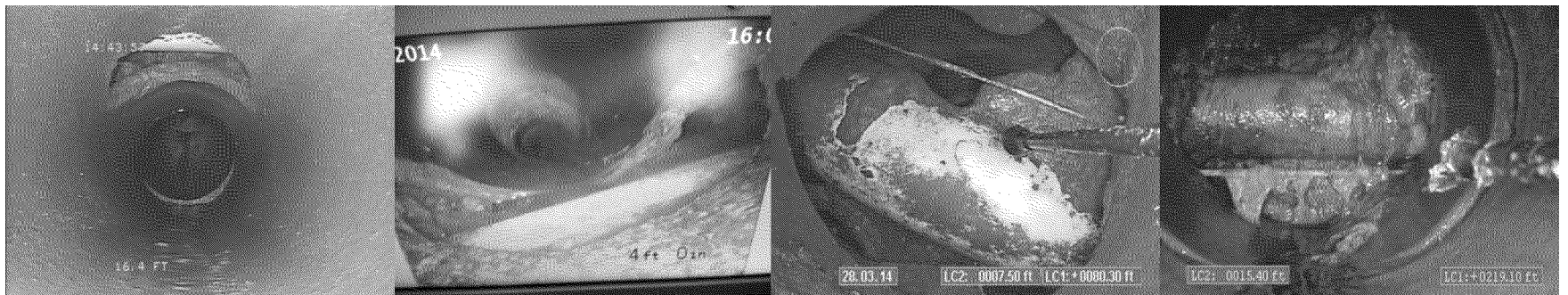


Tracking, Notification and Repair Process



When a cross bore is identified:

- Owner of sewer notified
- PG&E crews dispatched if blockage condition exists
- Gas line relocated out of sewer lateral
- Sewer repaired by licensed plumber
- Find rate is approximately 1 per 1,000 inspections or roughly 2 per mile of main, consistent with industry experience



- Materials distributed to key stakeholders explaining cross bores and requesting appropriate action when a cross bore is suspected.
- In 2012, PG&E sent safety brochures on Cross Bores to 12,500 sewer districts, public works agencies, plumbers, and equipment rental stores.
- In 2013, we completed two notifications totaling 25,000 brochures with an additional 283 mailings to sewer agencies and plumber unions.
- In 2014, in addition to our stakeholder mailings, we included cross bore information in March as a bill insert.

When Natural Gas Lines Intersect Sewer Lines
Safety Tips for Drain Cleaners, Sewer Cleaners, and Plumbers

CAUTION

Quando las tuberías de gas natural se intersectan con las tuberías de drenaje
Consejos de seguridad para plomeros, limpiadores de drenajes y limpiadores de alcantarillados

In a natural gas emergency call 911 and PG&E at 1-800-743-5000 immediately.
En una emergencia de gas natural, llame al 911 y a PG&E al 1-800-743-5000 de inmediato.

Safety Tips for Clearing Out a Sewer Lateral

The current practice involves using a mechanical snare with utility lines that require, depending on size, 100, 200, 300, 400, or 600-foot lengths. This work is done on private property and not typically covered by underground facilities maps (UFGM) and can go undetected during digging. The unintended result is that a utility line can be located or struck directly through a sewer lateral in what is known as a "cross bore" (see photo).

A cross bore in the sewer lateral is a pipe that runs and used to vent the blockage. Because it is not connected to the sewer, the blockage can be identified as the utility line. For natural gas lines, the use of power saws and hand saws is especially dangerous, as gas can migrate through the lateral and concentrate in sewer lines and nearby structures.

To prevent this potentially hazardous situation, consider the following:

- **Before Clearing:** Look for signs of landscaping that could be causing the obstruction. If there are none, call the owner of the area to see if there are any records of the area that could show the location of the utility line.
- **Be aware:** If you have access to utility line records, you should be able to find lateral and gas service lines.
- **Be aware:** If you have access to utility line records, you should be able to find lateral and gas service lines.
- **Be aware:** If you have access to utility line records, you should be able to find lateral and gas service lines.

During Clearing: Use the least invasive equipment beyond first, use an auger, not a power saw. Do not use a power saw or hand saw in other locations.

After Clearing: Notify gas utility lines are typically placed in a trench and not backfilled or covered. Check for leaks when you withdraw a blockage. Watch for bubbles escaping from the vent point of the cutting equipment or vent and/or in a construction gas indicator (CGI) or other gas detection equipment, if available.

If you suspect a gas leak, immediately evacuate the area and evacuate the area. Do not use a flame or anything electrical, and a spark could ignite the gas. From a safe location call 911 and PG&E immediately at 1-800-743-5000.

Safety Tips for Drain Cleaners, Sewer Cleaners, & Plumbers

Check back for other safety topics as you read.

How to Use This Brochure

- Refer to this brochure for information on cross bores, sewer cleanouts, and other safety topics.
- Refer to this brochure for information on cross bores, sewer cleanouts, and other safety topics.
- Refer to this brochure for information on cross bores, sewer cleanouts, and other safety topics.

The brochure is in English and Spanish.

- In English, it is located in the bottom right corner of the page.
- In Spanish, it is located in the bottom right corner of the page.
- In Spanish, it is located in the bottom right corner of the page.

Safety Tips for Clearing Out a Sewer Lateral

Check back for other safety topics as you read.

How to Use This Brochure

- Refer to this brochure for information on cross bores, sewer cleanouts, and other safety topics.
- Refer to this brochure for information on cross bores, sewer cleanouts, and other safety topics.
- Refer to this brochure for information on cross bores, sewer cleanouts, and other safety topics.

Protecting in Your Community

What to Expect

Check back for other safety topics as you read.

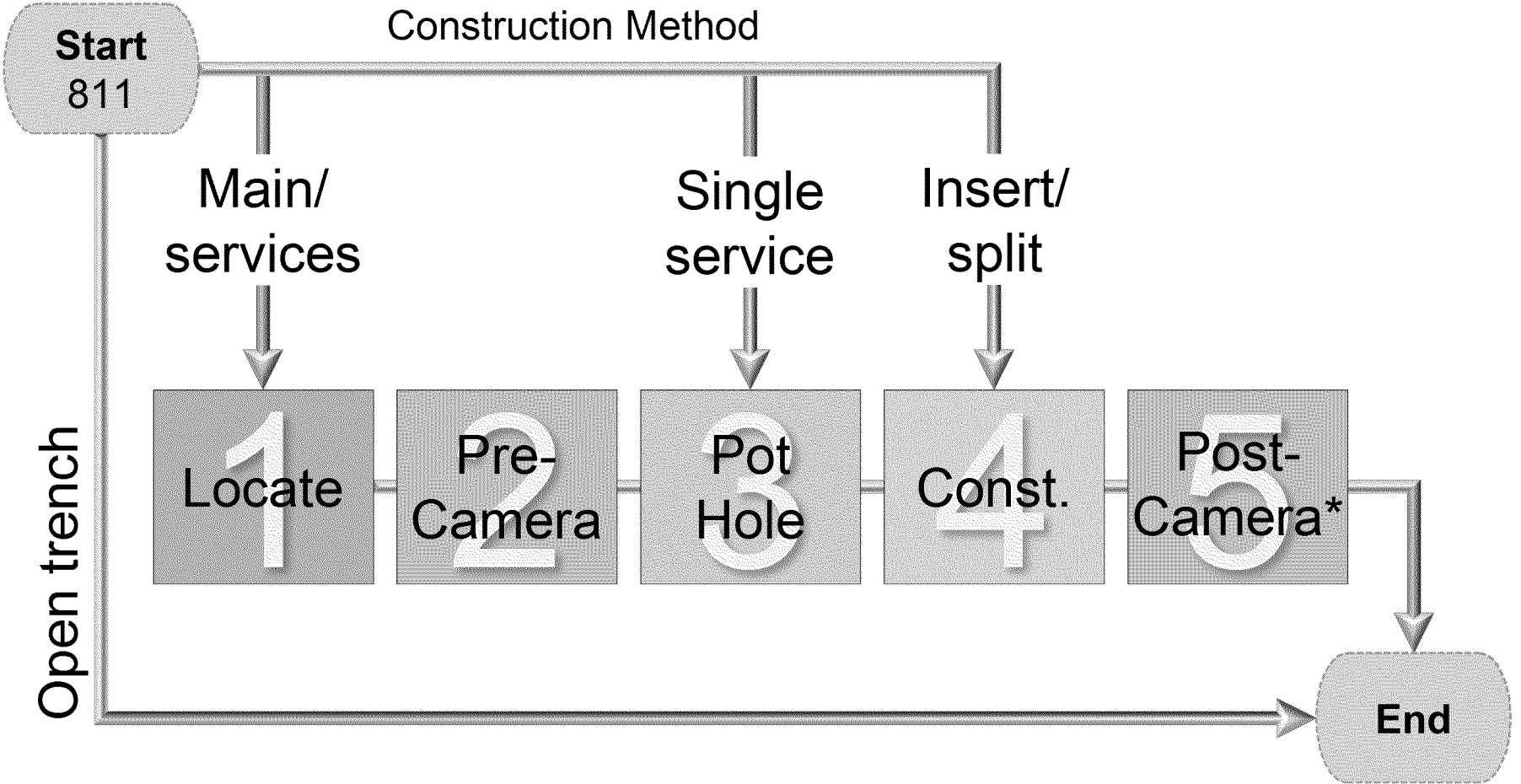
How to Use This Brochure

- Refer to this brochure for information on cross bores, sewer cleanouts, and other safety topics.
- Refer to this brochure for information on cross bores, sewer cleanouts, and other safety topics.
- Refer to this brochure for information on cross bores, sewer cleanouts, and other safety topics.



Cross Bore Prevention Process

(Currently being piloted in San Francisco and Peninsula regions)



* Perform before job closeout if pre-locate was completed.
Perform within 24 hours if NO pre-locate was completed.



Benchmark Results

Program	Benchmark Source	Comments
Legacy	American Gas Association Survey	PG&E provides public outreach consistent with the industry best practices. Not all utilities have legacy inspection programs.
Prevention	American Gas Association Survey Gas Technology Institute (GTI) Local and National Contractors	PG&E's new procedures implements best practices to ensure crossbores are not created as we require 100% post-construction inspection.
	Other Major US Utilities	PG&E is not only consistent with practices followed by other major US utilities but also meets best practices outlined in GTI's "Cross Bore Best Practices – Best Practices Guide".