

BEFORE THE PUBLIC UTILITIES COMMISSION OF THE STATE OF CALIFORNIA

Order Instituting Rulemaking to Continue Implementation and
Administration of California Renewables Portfolio Standard
Program.

Rulemaking 11-05-005
(Filed May 5, 2011)

Gexa Energy California, LLC

2013 Preliminary Annual 33% RPS Compliance Report

Reporting progress towards meeting the procurement quantity requirements for California's RPS
Program in the first compliance period (2011-2013)

July 30, 2014

Name: Aundrea Williams
Title: Director, Regulatory Affairs & Strategy
Email: Aundrea.Williams@gexaenergy.com
Phone: (713) 401-5936
Fax: (866) 651-4392
Address: 20455 State Highway 249, Suite 200
Houston, TX 77070

RPS Compliance Report: 2011 Annual Summary

2011 Annual Summary
30-Jul-14

RPS Summary Report	2011	
	MWh	% of Total Retail Sales
Total Retail Sales	0	n/a
Annual RPS Target	0	0.0%
Total RPS Eligible RECs Procured	0	0.0%
Total RPS Eligible RECs Retired for Compliance	0	0.0%

RPS Procurement Resource Mix

RPS Procurement	2011	
	MWh	% of Total RPS Procurement
Biomass	0	0.0%
Digester Gas	0	0.0%
Biodiesel	0	0.0%
Landfill Gas	0	0.0%
Muni Solid Waste	0	0.0%
Biopower Subtotal	0	0.0%
Geothermal	0	0.0%
Small Hydro	0	0.0%
Conduit Hydro	0	0.0%
Solar PV	0	0.0%
Solar Thermal	0	0.0%
Wind	0	0.0%
Ocean/Tidal	0	0.0%
Fuel Cells	0	0.0%
Total RPS Eligible Procurement	0	

Claimed Portfolio Content Category of RPS Procurement

Portfolio Content Category	2011	
	MWh	% of Total RPS Procurement
RECs Procured from PCC 0 Eligible Resources	0	0.0%
RECs Procured from PCC 1 Eligible Resources	0	0.0%
RECs Procured from PCC 2 Eligible Resources	0	0.0%
RECs Procured from PCC 3 Eligible Resources	0	0.0%
	0	

RPS Compliance Report: 2012 Annual Summary

2012 Annual Summary
30-Jul-14

RPS Summary Report	2012	
	MWh	% of Total Retail Sales
Total Retail Sales	0	n/a
Annual RPS Target	0	0.0%
Total RPS Eligible RECs Procured	0	0.0%
Total RPS Eligible RECs Retired for Compliance	0	0.0%

RPS Procurement Resource Mix

RPS Procurement	2012	
	MWh	% of Total RPS Procurement
Biomass	0	0.0%
Digester Gas	0	0.0%
Biodiesel	0	0.0%
Landfill Gas	0	0.0%
Muni Solid Waste	0	0.0%
Biopower Subtotal	0	0.0%
Geothermal	0	0.0%
Small Hydro	0	0.0%
Conduit Hydro	0	0.0%
Solar PV	0	0.0%
Solar Thermal	0	0.0%
Wind	0	0.0%
Ocean/Tidal	0	0.0%
Fuel Cells	0	0.0%
Total RPS Eligible Procurement	0	

Claimed Portfolio Content Category of RPS Procurement

Portfolio Content Category	2012	
	MWh	% of Total RPS Procurement
RECs Procured from PCC 0 Eligible Resources	0	0.0%
RECs Procured from PCC 1 Eligible Resources	0	0.0%
RECs Procured from PCC 2 Eligible Resources	0	0.0%
RECs Procured from PCC 3 Eligible Resources	0	0.0%
	0	

RPS Compliance Report: 2013 Annual Summary

2013 Annual Summary
30-Jul-14

RPS Summary Report	2013 MWh	% of Total Retail Sales
Total Retail Sales		n/a
Annual RPS Target		20.0%
Total RPS Eligible RECs Procured	69,018	
Total RPS Eligible RECs Retired for Compliance	69,018	

RPS Procurement Resource Mix

RPS Procurement	2013 MWh	% of Total RPS Procurement
Biomass	0	0.0%
Digester Gas	0	0.0%
Biodiesel	0	0.0%
Landfill Gas	0	0.0%
Muni Solid Waste	0	0.0%
Biopower Subtotal	0	0.0%
Geothermal	0	0.0%
Small Hydro	0	0.0%
Conduit Hydro	0	0.0%
Solar PV	0	0.0%
Solar Thermal	0	0.0%
Wind	69,018	100.0%
Ocean/Tidal	0	0.0%
Fuel Cells	0	0.0%
Total RPS Eligible Procurement	69,018	

Claimed Portfolio Content Category of RPS Procurement

Portfolio Content Category	2013 MWh	% of Total RPS Procurement
RECs Procured from PCC 0 Eligible Resources	0	0.0%
RECs Procured from PCC 1 Eligible Resources	35,036	50.8%
RECs Procured from PCC 2 Eligible Resources	17,875	25.9%
RECs Procured from PCC 3 Eligible Resources	16,107	23.3%
	69,018	

RPS Compliance Report: 2011-2013 Compliance Period Summary

2011-13 Compliance Period	
30-Jul-14	

RPS Summary Report	2011	2012	2013	CPA (CYA)	% of Total Retail Sales
	MWh	MWh	MWh	MWh	
Total Retail Sales	0	0			n/a
Annual RPS Targets and Compliance Period Procurement Requirement	0	0			20.0%
Total RPS Eligible RECs Procured	0	0	69,018	69,018	
Total RPS Eligible RECs Retired	0	0	69,018	69,018	20.0%

This amount represents total procurement quantity requirement

This amount represents quantity of RECs retired for this compliance period

RPS Procurement Resource Mix

RPS Procurement	2011	2012	2013	CPA (CYA)	% of Total RPS Procurement
	MWh	MWh	MWh	MWh	
Biomass	0	0	0	0	0.0%
Digester Gas	0	0	0	0	0.0%
Biodiesel	0	0	0	0	0.0%
Landfill Gas	0	0	0	0	0.0%
Municipal Solid Waste	0	0	0	0	0.0%
Biopower Subtotal	0	0	0	0	0.0%
Geothermal	0	0	0	0	0.0%
Small Hydro	0	0	0	0	0.0%
Conduit Hydro	0	0	0	0	0.0%
Solar PV	0	0	0	0	0.0%
Solar Thermal	0	0	0	0	0.0%
Wind	0	0	69,018	69,018	100.0%
Ocean/Tidal	0	0	0	0	0.0%
Fuel Cells	0	0	0	0	0.0%
Total RPS Eligible Procurement	0	0	69,018	69,018	

Claimed Portfolio Content Category of RPS Procurement

Portfolio Content Category	2011	2012	2013	CPA (CYA)	% of Total RPS Procurement
	MWh	MWh	MWh	MWh	
RECs Procured from PCC 0 Eligible Resources	0	0	0	0	0.0%
RECs Procured from PCC 1 Eligible Resources	0	0	35,036	35,036	50.8%
RECs Procured from PCC 2 Eligible Resources	0	0	17,875	17,875	25.9%
RECs Procured from PCC 3 Eligible Resources	0	0	16,107	16,107	23.3%
Total	0	0	69,018	69,018	

Data Reported by:
 Gexa Energy California, LLC
 July 30, 2014

2011-2020 Compliance Summary and Charts

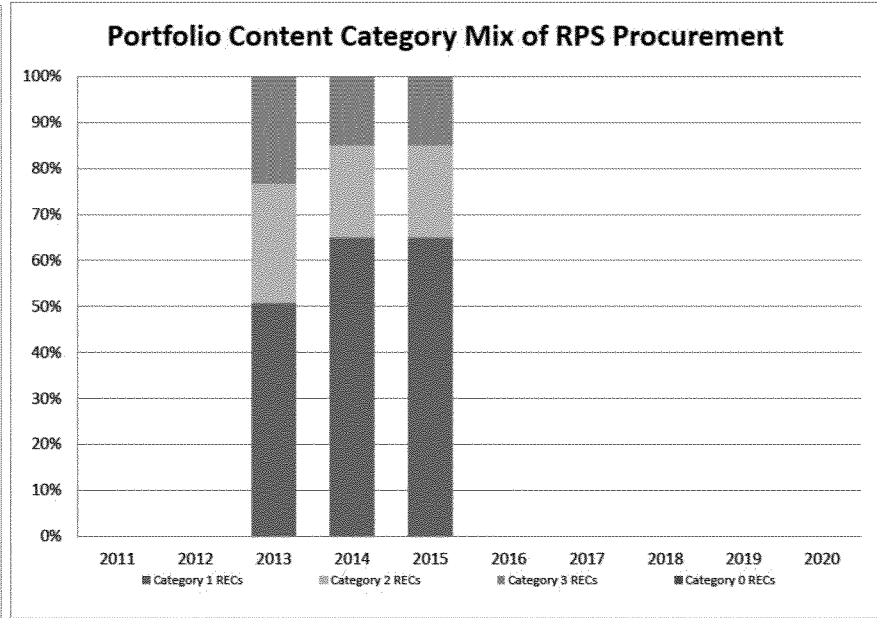
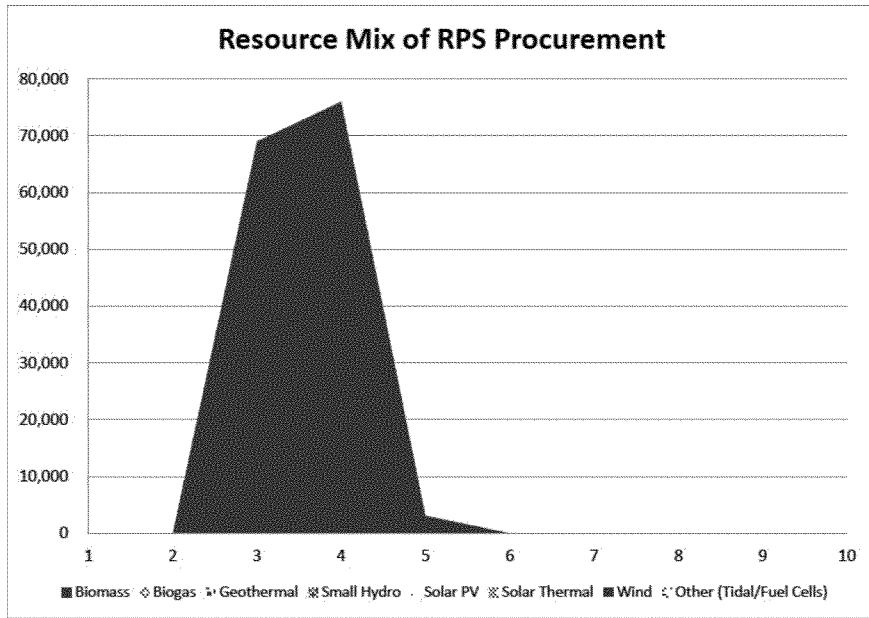
	2011	2012	2013	2014	2015	2016	2017	2018	2019	2020
Retail Sales (MWh)	0	0					0	0	0	0
Annual % Target	20.0%	20.0%	20.0%	21.7%	23.3%	25.0%	27.0%	29.0%	31.0%	33.0%
Annual RPS Target	0	0					0	0	0	0
Procurement Quantity Requirement								0		

Resource Mix

	2011	2012	2013	2014	2015	2016	2017	2018	2019	2020
Total RPS Procurement	0	0	69,018	76,036	3,096	0	0	0	0	0
Biomass	0	0	0	0	0	0	0	0	0	0
Digester Gas	0	0	0	0	0	0	0	0	0	0
Biodiesel	0	0	0	0	0	0	0	0	0	0
Landfill Gas	0	0	0	0	0	0	0	0	0	0
Muni Solid Waste	0	0	0	0	0	0	0	0	0	0
Biopower Subtotal	0	0	0	0	0	0	0	0	0	0
Geothermal	0	0	0	0	0	0	0	0	0	0
Small Hydro	0	0	0	0	0	0	0	0	0	0
Conduit Hydro	0	0	0	0	0	0	0	0	0	0
Solar PV	0	0	0	0	0	0	0	0	0	0
Solar Thermal	0	0	0	0	0	0	0	0	0	0
Wind	0	0	69,018	76,036	3,096	0	0	0	0	0
Ocean/Tidal	0	0	0	0	0	0	0	0	0	0
Fuel Cells	0	0	0	0	0	0	0	0	0	0

Portfolio Content Category Mix

	2011	2012	2013	2014	2015	2016	2017	2018	2019	2020
Category 0 RECs	0	0	0	0	0	0	0	0	0	0
Category 1 RECs	0	0	35,036	49,423	2,012	0	0	0	0	0
Category 2 RECs	0	0	17,875	15,207	619	0	0	0	0	0
Category 3 RECs	0	0	16,107	11,405	464	0	0	0	0	0



Annual RPS Compliance Report: Compliance Status

Data Reported by:

Gexa Energy California, LLC

July 30, 2014

Input Required
Actual Data
Forecasted Data
Information is Hard Coded

Information from the 20% RPS Compliance Program (MWh)	Actual
Total Retail Sales in 2010	0
Net Surplus/(Deficit) from 20% RPS Closing Report	0

	Compliance Period 1			Compliance Period 2			Compliance Period 3		
	2011	2012	2013	2014	2015	2016	2017	2018	2019
Annual RPS Procurement and Percentages (MWh)									
Annual Retail Sales	0	0	69,018	76,036	3,096	0	0	0	0
Annual RPS Procurement	0	0	69,018	76,036	3,096	0	0	0	0
Annual Percentage Targets	20.0%	20.0%	20.0%	71.7%	77.3%	25.0%	27.0%	29.0%	33.0%
Annual RPS Procurement Percentage	0.0%	0.0%					0.0%	0.0%	0.0%

	Compliance Period 1			Compliance Period 2			Compliance Period 3		
	2011	2012	2013	2014	2015	2016	2017	2018	2019
Procurement Quantity Requirement (MWh)									
Procurement Quantity Requirement (PQR)				79,192					
PCC 0 RECs Retired (Annual)	0	0	0	n/a	n/a	n/a	n/a	n/a	n/a
PCC 1 RECs Retired (Annual)	0	0	35,036	n/a	n/a	n/a	n/a	n/a	n/a
PCC 2 RECs Retired (Annual)	0	0	17,875	n/a	n/a	n/a	n/a	n/a	n/a
PCC 3 RECs Retired (Annual)	0	0	16,107	n/a	n/a	n/a	n/a	n/a	n/a
Annual Percentage Targets	20.0%	20.0%	20.0%	n/a	n/a	n/a	n/a	n/a	n/a
RECs Retired as Percentage of Retail Sales	0.0%	0.0%		n/a	n/a	n/a	n/a	n/a	n/a
Total RECs Retired (Compliance Period)		69,018		n/a	n/a	n/a	n/a	n/a	n/a

	Compliance Period 1			Compliance Period 2			Compliance Period 3		
	2011	2012	2013	2014	2015	2016	2017	2018	2019
Portfolio Balance Requirements (MWh)									
PCC 1 RECs Retired (Compliance Period)		35,036		n/a	n/a	n/a	n/a	n/a	n/a
PCC 2 RECs Retired (Compliance Period)		17,875		n/a	n/a	n/a	n/a	n/a	n/a
PCC 3 RECs Retired (Compliance Period)		16,107		n/a	n/a	n/a	n/a	n/a	n/a
PCC 1 Balance Requirement				n/a	n/a	n/a	n/a	n/a	n/a
Excess/(Shortfall) Retirements from PCC 1				n/a	n/a	n/a	n/a	n/a	n/a
PCC 3 Balance Limitation				n/a	n/a	n/a	n/a	n/a	n/a
Ineligible Category 3		0		n/a	n/a	n/a	n/a	n/a	n/a

	Compliance Period 1			Compliance Period 2			Compliance Period 3		
	2011	2012	2013	2014	2015	2016	2017	2018	2019
Excess Procurement Calculation (MWh)									
PCC 0 RECs applied to PQR	0	0	0	n/a	n/a	n/a	n/a	n/a	n/a
Long-Term PCC 1 RECs applied to PQR	0	0	0	n/a	n/a	n/a	n/a	n/a	n/a
Short-Term PCC 1 RECs applied to PQR	0	35,036	0	n/a	n/a	n/a	n/a	n/a	n/a
Long-Term PCC 2 RECs applied to PQR	0	0	0	n/a	n/a	n/a	n/a	n/a	n/a
Short-Term PCC 2 RECs applied to PQR	0	17,875	0	n/a	n/a	n/a	n/a	n/a	n/a
Long-Term PCC 3 RECs applied to PQR	0	0	0	n/a	n/a	n/a	n/a	n/a	n/a
Short-Term PCC 3 RECs applied to PQR	0	16,107	0	n/a	n/a	n/a	n/a	n/a	n/a
Excess RECs Eligible for Banking	0	0	0	n/a	n/a	n/a	n/a	n/a	n/a
Excess PCC 0 RECs	0	0	0	n/a	n/a	n/a	n/a	n/a	n/a
Excess PCC 1 RECs	0	0	0	n/a	n/a	n/a	n/a	n/a	n/a
Excess PCC 2 RECs	0	0	0	n/a	n/a	n/a	n/a	n/a	n/a
Remaining Excess RECs Eligible for Banking and Requiring a Category Assignment	0	0	0	n/a	n/a	n/a	n/a	n/a	n/a

	Compliance Period 1			Compliance Period 2			Compliance Period 3		
	2011	2012	2013	2014	2015	2016	2017	2018	2019
Excess Procurement Bank (MWh)									
PCC 0 Bank	0	0	0	n/a	n/a	n/a	n/a	n/a	n/a
PCC 1 Bank	0	0	0	n/a	n/a	n/a	n/a	n/a	n/a
PCC 2 Bank	0	0	0	n/a	n/a	n/a	n/a	n/a	n/a
Application of PCC 0 Banked RECs	0	0	0	n/a	n/a	n/a	n/a	n/a	n/a
Application of PCC 1 Banked RECs	0	0	0	n/a	n/a	n/a	n/a	n/a	n/a
Application of PCC 2 Banked RECs	0	0	0	n/a	n/a	n/a	n/a	n/a	n/a
Cumulative PCC 0 Bank	0	0	0	n/a	n/a	n/a	n/a	n/a	n/a
Cumulative PCC 1 Bank	0	0	0	n/a	n/a	n/a	n/a	n/a	n/a
Cumulative PCC 2 Bank	0	0	0	n/a	n/a	n/a	n/a	n/a	n/a

	Compliance Period 1			Compliance Period 2			Compliance Period 3		
	2011	2012	2013	2014	2015	2016	2017	2018	2019
RPS Compliance Status (MWh)									
Additional RECs Needed to meet RPS Procurement Quantity Requirement		1		n/a	n/a	n/a	n/a	n/a	n/a


	2011	2012	2013
	Provisional 20% Closing Report		
Deficit from Provisional 20% RPS Closing Report			n/a
PCC 0 RECs applied to PQR			0
Long-Term PCC 1 RECs applied to PQR			0
Short-Term PCC 1 RECs applied to PQR			35,036
Long-Term PCC 2 RECs applied to PQR			0
Short-Term PCC 2 RECs applied to PQR			17,875
Long-Term PCC 3 RECs applied to PQR			0
Short-Term PCC 3 RECs applied to PQR			16,107
Application of PCC 0 RECs to 20% Closing Report Deficit			0
Application of Long-term PCC 1 RECs to 20% Closing Report Deficit			0
Application of Short-term PCC 1 RECs to 20% Closing Report Deficit			0
Application of Long-term PCC 2 RECs to 20% Closing Report Deficit			0
Application of Short-term PCC 2 RECs to 20% Closing Report Deficit			0
Application of Long-term PCC 3 RECs to 20% Closing Report Deficit			0
Application of Short-term PCC 3 RECs to 20% Closing Report Deficit			0
Cumulative Closing Report Deficit			n/a

Input Requested
 Not Applicable
 Provided Data

Contract Year	Contract Name	Annual MW			
		2011	2012	2013	2014
2012	Procurement Strategy (MW)	0	0	0	0
	First Annual Procurement	0	59,718	0	0
	PG&E 1st Q Procurement	0	0	75,191	0
	PG&E 2nd Q Procurement	0	0	0	0
2013	Procurement Strategy (MW)	0	0	0	0
	First Annual Procurement	0	0	0	0
	PG&E 1st Q Procurement	0	0	0	0
	PG&E 2nd Q Procurement	0	0	0	0
2014	Procurement Strategy (MW)	0	0	0	0
	First Annual Procurement	0	0	0	0
	PG&E 1st Q Procurement	0	0	0	0
	PG&E 2nd Q Procurement	0	0	0	0
Long Term Contracting Agreement	Procurement Strategy (MW)	0	0	0	0
	First Annual Procurement	0	0	0	0
	PG&E 1st Q Procurement	0	0	0	0
	PG&E 2nd Q Procurement	0	0	0	0
Long Term Contracting Agreement	Procurement Strategy (MW)	0	0	0	0
	First Annual Procurement	0	0	0	0
	PG&E 1st Q Procurement	0	0	0	0
	PG&E 2nd Q Procurement	0	0	0	0

Contract Year	Contract Name	Annual MW			
		2011	2012	2013	2014
2011	Berkeley	0	0	0	0
	Biggs	0	0	0	0
	Biggs 2	0	0	0	0
	Biggs 3	0	0	0	0
	Biggs 4	0	0	0	0
	Biggs 5	0	0	0	0
	Biggs 6	0	0	0	0
	Biggs 7	0	0	0	0
	Biggs 8	0	0	0	0
	Biggs 9	0	0	0	0
	Biggs 10	0	0	0	0
	2012	Berkeley	0	0	0
Biggs		0	0	0	0
Biggs 2		0	0	0	0
Biggs 3		0	0	0	0
Biggs 4		0	0	0	0
Biggs 5		0	0	0	0
Biggs 6		0	0	0	0
Biggs 7		0	0	0	0
Biggs 8		0	0	0	0
Biggs 9		0	0	0	0
Biggs 10		0	0	0	0
2013		Berkeley	0	0	0
	Biggs	0	0	0	0
	Biggs 2	0	0	0	0
	Biggs 3	0	0	0	0
	Biggs 4	0	0	0	0
	Biggs 5	0	0	0	0
	Biggs 6	0	0	0	0
	Biggs 7	0	0	0	0
	Biggs 8	0	0	0	0
	Biggs 9	0	0	0	0
	Biggs 10	0	0	0	0
	2014	Berkeley	0	0	0
Biggs		0	0	0	0
Biggs 2		0	0	0	0
Biggs 3		0	0	0	0
Biggs 4		0	0	0	0
Biggs 5		0	0	0	0
Biggs 6		0	0	0	0
Biggs 7		0	0	0	0
Biggs 8		0	0	0	0
Biggs 9		0	0	0	0
Biggs 10		0	0	0	0

Contract Year	Contract Name	Annual MW			
		2011	2012	2013	2014
2012	Contract Name	0	0	0	0
	Contract Name	0	0	0	0
	Contract Name	0	0	0	0
	Contract Name	0	0	0	0
	Contract Name	0	0	0	0
	Contract Name	0	0	0	0
	Contract Name	0	0	0	0
	Contract Name	0	0	0	0
	Contract Name	0	0	0	0
	Contract Name	0	0	0	0
	Contract Name	0	0	0	0
	Contract Name	0	0	0	0
2013	Contract Name	0	0	0	0
	Contract Name	0	0	0	0
	Contract Name	0	0	0	0
	Contract Name	0	0	0	0
	Contract Name	0	0	0	0
	Contract Name	0	0	0	0
	Contract Name	0	0	0	0
	Contract Name	0	0	0	0
	Contract Name	0	0	0	0
	Contract Name	0	0	0	0
	Contract Name	0	0	0	0
	Contract Name	0	0	0	0
2014	Contract Name	0	0	0	0
	Contract Name	0	0	0	0
	Contract Name	0	0	0	0
	Contract Name	0	0	0	0
	Contract Name	0	0	0	0
	Contract Name	0	0	0	0
	Contract Name	0	0	0	0
	Contract Name	0	0	0	0
	Contract Name	0	0	0	0
	Contract Name	0	0	0	0
	Contract Name	0	0	0	0
	Contract Name	0	0	0	0



Annual RPS Compliance Report: (2011) 36 Month Retirement

Data Reported by:
 Gexa Energy California, LLC
 July 30, 2014

Input Required
 Information is Hard Coded (No Input Required)

Note : Please create one line per combination of REC vintage and REC retirement date. For example RECs that have the same vintage are retired on two separate dates, please include one line per retirement date. Likewise if RECs of different vintages (e.g. June 2013 and July 2013) are retired on the same date, please include one line per vintage.

CPUC ID	RPS ID	WREGIS_ID	Facility Name	Vintage Month/Year	Retirement Date (DD/MM/YYYY)	Last Month to Retire REC (Month/Year)	Do RECs "Pass" or "Fail" Requirements of 36 Month Rule:	MWh REC Quantity Retired
						Nov-1902		

Annual RPS Compliance Report: (2012) 36 Month Retirement

Data Reported by:
Gexa Energy California, LLC
July 30, 2014

Input Required
Information is Hard Coded (No Input Required)

Note : Please create one line per combination of REC vintage and REC retirement date. For example RECs that have the same vintage are retired on two separate dates, please include one line per retirement date. Likewise if RECs of different vintages (e.g. June 2013 and July 2013) are retired on the same date, please include one line per vintage.

CPUC ID	RPS ID	WREGIS_ID	Facility Name	Vintage Month/Year	Retirement Date (DD/MM/YYYY)	Last Month to Retire REC (Month/Year)	Do RECs "Pass" or "Fail" Requirements of 36 Month Rule:	MWh REC Quantity Retired
						Nov-1902		

Annual RPS Compliance Report: (2013) 36 Month Retirement

Data Reported by:
Gexa Energy California, LLC
July 30, 2014

Input Required
Information is Hard Coded (No Input Required)

Note : Please create one line per combination of REC vintage and REC retirement date. For example RECs that have the same vintage are retired on two separate dates, please include one line per retirement date. Likewise if RECs of different vintages (e.g. June 2013 and July 2013) are retired on the same date, please include one line per vintage.

CPUC ID	RPS ID	WREGIS_ID	Facility Name	Vintage Month/Year	Retirement Date (DD/MM/YYYY)	Last Month to Retire REC (Month/Year)	Do RECs "Pass" or "Fail" Requirements of 36 Month Rule:	MWh REC Quantity Retired
	61378A	W1952	Birch Creek Power - Birch Creek Power	Feb-12	6/18/10	Jan-2015	PASS	1082
	61381A	W2011	Dry Creek Project - Dry Creek Project	Feb-12	6/18/10	Jan-2015	PASS	452
	61380A	W2009	Marsh Valley Project - Marsh Valley Project	Feb-12	6/18/10	Jan-2015	PASS	689
	61378A	W1952	Birch Creek Power - Birch Creek Power	Mar-12	6/18/10	Feb-2015	PASS	1189
	61381A	W2011	Dry Creek Project - Dry Creek Project	Mar-12	6/18/10	Feb-2015	PASS	546
	61380A	W2009	Marsh Valley Project - Marsh Valley Project	Mar-12	6/18/10	Feb-2015	PASS	880
	61378A	W1952	Birch Creek Power - Birch Creek Power	Apr-12	6/18/10	Mar-2015	PASS	1
	60944A	W1458	Vansycle II - Vansycle II	Jan-13	5/29/10	Dec-2015	PASS	21879
	60944A	W1458	Vansycle II - Vansycle II	Jan-13	6/18/10	Dec-2015	PASS	1
	60944A	W1458	Vansycle II - Vansycle II	Feb-13	5/29/10	Jan-2016	PASS	25497
	60944A	W1458	Vansycle II - Vansycle II	Feb-13	6/18/10	Jan-2016	PASS	738
	60944A	W1458	Vansycle II - Vansycle II	Mar-13	5/29/10	Feb-2016	PASS	614
	60944A	W1458	Vansycle II - Vansycle II	Apr-13	6/18/10	Mar-2016	PASS	9
	60944A	W1458	Vansycle II - Vansycle II	May-13	5/29/10	Apr-2016	PASS	4
	60944A	W1458	Vansycle II - Vansycle II	Jun-13	6/18/10	May-2016	PASS	89
	60944A	W1458	Vansycle II - Vansycle II	Aug-13	6/18/10	Jul-2016	PASS	1
	60944A	W1458	Vansycle II - Vansycle II	Sep-13	6/18/10	Aug-2016	PASS	3329
	60944A	W1458	Vansycle II - Vansycle II	Oct-13	6/18/10	Sep-2016	PASS	178
	60944A	W1458	Vansycle II - Vansycle II	Nov-13	5/29/10	Oct-2016	PASS	422
	60944A	W1458	Vansycle II - Vansycle II	Nov-13	6/18/10	Oct-2016	PASS	2
	60944A	W1458	Vansycle II - Vansycle II	Dec-13	5/29/10	Nov-2016	PASS	4495
	60944A	W1458	Vansycle II - Vansycle II	Dec-13	6/18/10	Nov-2016	PASS	6921

OFFICER VERIFICATION FORM

I am an officer of the reporting corporation herein, and am authorized to make this verification on its behalf. The statements in the foregoing document are true of my own knowledge, except as to matters which are therein stated on information or belief, and as to those matters I believe them to be true. The spreadsheet format used to file this compliance report has not been altered from the version issued or approved by Energy Division.

I declare under penalty of perjury that the foregoing is true and correct.

Executed on July 30th, 2014 at Houston, Texas.

(Date) (Name of city) (State)
Aundrea Williams

(Aundrea Williams, Assistant Vice President, Regulatory)