



PART 1 – TEST DESIGN DATA (TO BE PREPARED BY PROJECT ENGINEER/ESTIMATOR)

| Test Description | | | | | | | | | | | | |
|--|----------|--|--------------------------------------|--|--------|---|--|-----------------|---|----------------|---------------------|---------------------|
| Line Number or Station Name L3002-01 MP 2.9 | | | | | | Division/District Diablo | | | Job Number 31021267 | | | |
| Purpose of Test Replace 6" Inoperable valve & install blow off | | | | | | MAOP to be Established by this Test <u>400</u> PSIG | | | | | | |
| Description of Pipe being Tested (include reference drawings, field stationing, and mile points) 6" & 8" new piping to replace existing main. 2" new piping for the installation of blow off stack - PSRS#31527 | | | | | | | | | | | | |
| <input checked="" type="checkbox"/> New Facility (no spike test required) <input type="checkbox"/> Existing Facility Will spike test be performed? <input type="checkbox"/> Yes <input checked="" type="checkbox"/> No (explain on right) | | | | | | If no spike test for existing facility, explain: | | | | | | |
| Static Head Calculation | | | | | | | | | | | | |
| Maximum Elevation <u>0</u> FT | | | | | | For Water _____ (Elev. Diff.) x 0.433 = <u>0</u> PSIG | | | | | | |
| Minimum Elevation <u>0</u> FT | | | | | | For Other Test Medium _____ | | | | | | |
| Elevation Difference <u>0</u> FT | | | | | | Contact the responsible engineer for guidance on completing this field. | | | | | | |
| Pipe to be Tested | | | | | | | | | | | | |
| Size | | API or ASTM Spec | SMYS (psi) | Long Seam (ERW, DSAW, SMLS etc.) | JF (E) | Footage to be Tested | Actual Footage | Location Class | Most Restrictive Design Factor | % of SMYS | | |
| OD (in.) | WT (in.) | | | | | | | | | At MAOP | At Min. Test Press. | At Max. Test Press. |
| 6.625 | 0.188 | X52 | 52000 | HFW | 1 | | 13.45' | 3 | 0.5 | 13.55 | 20.33 | 27.11 |
| 8.625 | 0.250 | X42 | 42000 | HFW | 1 | | 9.75' | 3 | 0.5 | 16.43 | 24.64 | 32.86 |
| 2.375 | 0.154 | GR B | 35000 | SMLS | 1 | | 29.2' | 3 | 0.5 | 8.81 | 13.22 | 17.63 |
| 1.050 | 0.113 | GR B | 35000 | SMLS | 1 | | 4.5' | 3 | 0.5 | 12.01 | 7.96 | 10.62 |
| 6.625 | 0.280 | A-234 | 35000 | FITTING | 1 | | 2 EA | 3 | 0.5 | 13.52 | 20.28 | 27.04 |
| 6.625 | 0.280 | A-234 | 35000 | CAP | 1 | | 1 EA | 3 | 0.5 | 13.52 | 20.28 | 27.04 |
| All fittings included in the test (except those listed above) are the same wall thickness and grade as the pipe <input type="checkbox"/> | | | | | | | | | | | | |
| Pipe specs verified in field <input checked="" type="checkbox"/> Signature of person supervising test <i>Mike Hernandez</i> MSHF MILE HERNANDEZ | | | | | | | | | | | | |
| Component(s) limiting test pressure/Control Point exceptions | | | | | | | | | | | | |
| Test Specifications (include a spike test when testing existing facilities) | | | | | | | | | | | | |
| Test Factor <u>1.5</u> | [1A] | Min. Test Pressure at Max. Elev. <u>600</u> PSIG | | | | [1B] | Max. Test Pressure at Min. Elev. <u>800</u> PSIG | | | | | |
| Spike Test (complete only for spike test) | [1C] | Spike Factor <u>N/A</u> | | | | [1D] | Spike Pressure at Max. Elev. Box [1A] X [1C] = <u>N/A</u> PSIG | | | | | |
| | [1E] | Spike Pressure at Min. Elev. <u>N/A</u> PSIG | | | | [1F] | Max. Post-Spike Pressure at Min. Elev. Box [1E] X 0.95 = <u>N/A</u> PSIG | | | | | |
| Test Medium to be Used <u>Water/Nitrogen</u> | | | Minimum Test Duration <u>1</u> Hours | | | <ul style="list-style-type: none"> Under 30% SMYS: 1 hour minimum 30% SMYS and over: 8 hours minimum Pre-installation Test: Refer to A-34, Attachment A Spike Test: 30 minutes minimum (included in test) | | | | | | |
| Signatures | | | | | | | | | | | | |
| Prepared by (signature) <i>Mathew Chin</i> | | | | Print Name and Phone Number Mathew Chin 925-328-5581 | | | | Date 2-12-14 | | LAN ID M8CD | | |
| Approved by (signature) <i>Lanthy Le</i> | | | | Print Name LANTHY LE 925-979-8008 | | | | Date 2-12-14 | | LAN ID L1LO | | |
| Test Supervised by (signature) <i>Mike Hernandez</i> | | | | Time and Date Test Pressure Reached (from Part 2) 2:25 PM 2/12/14 | | | Time and Date Test Ended (from Part 2) 3:34 PM 2/12/14 | | Actual Duration of Test (from Part 2) 1 HR 9 MIN | | | |



PART 2 – TEST DATA (TO BE PREPARED BY PERSON SUPERVISING TEST AT TIME OF TEST)

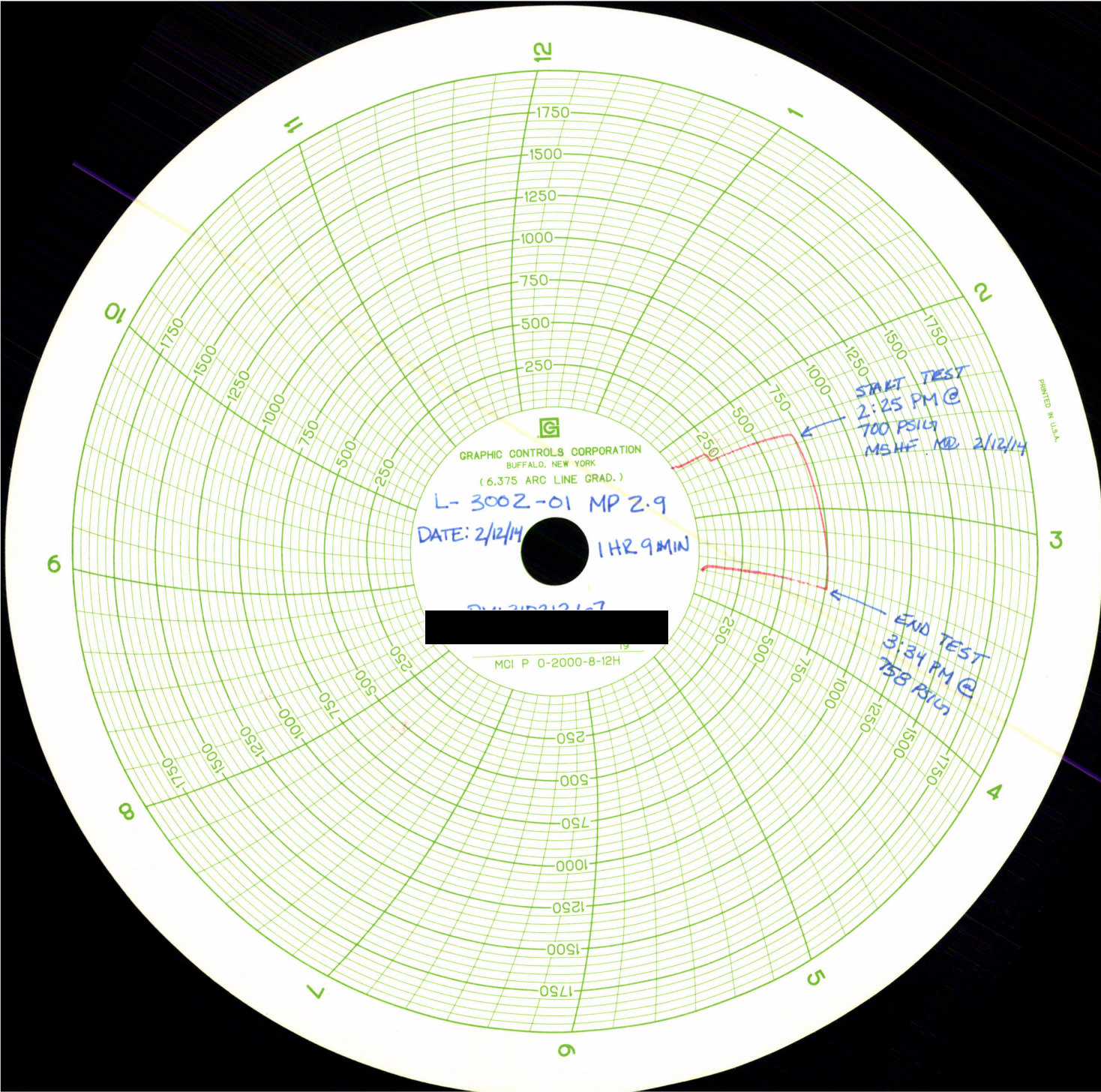
| | | | |
|---|---|--|--|
| Test Elevation | | | |
| Elevation at Test Point <u>0</u> FT | Max. Elevation in Test Section <u>0</u> FT | | Min. Elevation in Test Section <u>0</u> FT |
| [2A] | Static Head b/t Test Point and Max. Elev. <u>0</u> PSIG | | [2B] Static Head b/t Test Point and Min. Elev. <u>0</u> PSIG |
| No Spike Test: Calculations and Test Results (complete for strength test without a spike test) | | | |
| Min. Required Test Pressure at Test Point Box [1A] + Box [2A] = <u>600</u> PSIG | | Max. Allowable Test Pressure at Test Point Box [1B] – Box [2B] = <u>800</u> PSIG | Pressure Range During Test <u>200</u> PSIG |
| [2C] Min. Test Pressure Indicated <u>700</u> PSIG | [2D] Max. Test Pressure Indicated <u>758</u> PSIG | | |
| Calculated Min. Test Pressure at Max. Elev. Box [2C] – Box [2A] = <u>700</u> PSIG | | Calculated Max. Test Pressure at Min. Elev. Box [2D] + Box [2B] = <u>758</u> PSIG | |
| Spike Test: Calculations and Test Results (complete for strength test with a spike test) | | | |
| Spike Pressure at Test Point Box [1E] – Box [2B] = <u>N/A</u> PSIG | | Min. Required Test Pressure at Test Point Box [1A] + Box [2A] = <u>N/A</u> PSIG | Max. Post-Spike Pressure at Test Point Box [1F] – Box [2B] = <u>N/A</u> PSIG |
| [2E] Spike Pressure Indicated <u>N/A</u> PSIG | [2F] Min. Test Pressure Indicated <u>N/A</u> PSIG | [2G] Max. Post-Spike Test Pressure Indicated <u>N/A</u> PSIG | Pressure Range After Spike Test <u>N/A</u> PSIG |
| Calculated Spike Pressure at Min. Elev. Box [2E] + Box [2B] = <u>N/A</u> PSIG | | Calculated Min. Test Pressure at Max. Elev. Box [2F] – Box [2A] = <u>N/A</u> PSIG | Calculated Max. Post-Spike Pressure at Min. Elev. Box [2G] + Box [2B] = <u>N/A</u> PSIG |
| Test Acceptance | | | |
| Were Leaks Observed? <input type="checkbox"/> Yes <input checked="" type="checkbox"/> No | | If yes, explain: | |
| Acceptable Strength Test? <input checked="" type="checkbox"/> Yes <input type="checkbox"/> No | | If no, explain: | |
| Report strength test failures to Regulatory Compliance | | | |
| Test Medium Used <u>WATER</u> | Time and Date Test Pressure Reached <u>2:25 PM 2/12/14</u> | Time and Date Test Ended <u>3:34 PM 2/12/14</u> | Actual Duration of Test <u>1 HR 9 MIN</u> |
| Test Instruments | | | |
| Make, Range, and Serial No. of Pressure Recording Device <u>MERCURY 0-3000# SW: 8901310</u> | | | Date Last Calibrated <u>1/10/2014</u> |
| Make, Range and Serial No. of Dead Weight Tester A dead weight tester and/or an electronic pressure recorder is required for tests of any pipe segment equal to or greater than 90% of SMYS. <u>N/A</u> | | | Date Last Calibrated <u>N/A</u> |
| Signatures | | | |
| Test Supervised by (signature) | Print Name <u>MIKE HERNANDEZ</u> | Date <u>2/12/14</u> | LAN ID <u>M5HF</u> |
| Testing Contractor (if third party) | | | |
| Approved by (signature) | Print Name <u>ARIZA TARIN</u> | Date <u>3/6/14</u> | LAN ID <u>AXTB</u> |

Attachments

- Test chart
- Schematic piping sketch
- Test log with pressure noted every 15 minutes

Distribution

- Gas Job Closeout Desk, 6121 Bollinger Canyon Road, Building Z1, San Ramon, CA 94583



12

1750

1500

1250

1000

750

500

250

10

1750

1500

1250

1000

750

500

250

6

1750

1500

1250

1000

750

500

250

050

500

750

1000

1250

1500

1750

8

7

6

5

4

3

2

1

GRAPHIC CONTROLS CORPORATION
BUFFALO, NEW YORK
(6.375 ARC LINE GRAD.)

L-3002-01 MP 2.9
DATE: 2/12/14 1 HR 9 MIN

MCI P O-2000-8-12H

START TEST
2:25 PM @
700 PSIG
MSHE NO. 2/12/14

END TEST
3:34 PM @
758 PSIG


PRINTED IN U.S.A.


1. JOB L-30 SITE [REDACTED]
2. LOCATION [REDACTED]
3. DATE 2-25-84
4. TIME 13:45
5. LENGTH X52
6. PIPE SPEC. ---
7. RECORDING GAUGE MERURY
8. RANGE 0-2000#
9. DEAD WGT. ---
10. RANGE ---
11. TEST FLUID ---
12. SUPERVISED [Signature]
13. APPROVED [Signature]
14. CAP FITTING 2EA.
15. SMLS ---
16. SMLS ---
17. SMLS ---
18. SMLS ---
19. SMLS ---
20. SMLS ---
21. SIZE 35000
22. SIZE 35000
23. SIZE 35000
24. SIZE 35000
25. SIZE 35000
26. SIZE 35000
27. SIZE 35000
28. SIZE 35000
29. SIZE 35000
30. SIZE 35000
31. SIZE 35000
32. SIZE 35000
33. SIZE 35000
34. SIZE 35000
35. SIZE 35000
36. SIZE 35000
37. SIZE 35000
38. SIZE 35000
39. SIZE 35000
40. SIZE 35000
41. SIZE 35000
42. SIZE 35000
43. SIZE 35000
44. SIZE 35000
45. SIZE 35000
46. SIZE 35000
47. SIZE 35000
48. SIZE 35000
49. SIZE 35000
50. SIZE 35000
51. SIZE 35000
52. SIZE 35000
53. SIZE 35000
54. SIZE 35000
55. SIZE 35000
56. SIZE 35000
57. SIZE 35000
58. SIZE 35000
59. SIZE 35000
60. SIZE 35000
61. SIZE 35000
62. SIZE 35000
63. SIZE 35000
64. SIZE 35000
65. SIZE 35000
66. SIZE 35000
67. SIZE 35000
68. SIZE 35000
69. SIZE 35000
70. SIZE 35000
71. SIZE 35000
72. SIZE 35000
73. SIZE 35000
74. SIZE 35000
75. SIZE 35000
76. SIZE 35000
77. SIZE 35000
78. SIZE 35000
79. SIZE 35000
80. SIZE 35000
81. SIZE 35000
82. SIZE 35000
83. SIZE 35000
84. SIZE 35000
85. SIZE 35000
86. SIZE 35000
87. SIZE 35000
88. SIZE 35000
89. SIZE 35000
90. SIZE 35000
91. SIZE 35000
92. SIZE 35000
93. SIZE 35000
94. SIZE 35000
95. SIZE 35000
96. SIZE 35000
97. SIZE 35000
98. SIZE 35000
99. SIZE 35000
100. SIZE 35000



ORLANDA, CA.
PS115
9 MIN
0.188"
W.T.

1. CALIBRATED ---
2. SER ---
3. WATER ---
4. MSHF ---
5. DATE 2/12/84
6. DATE 2/12/84
7. DATE 2/12/84
8. DATE 2/12/84
9. DATE 2/12/84
10. DATE 2/12/84
11. DATE 2/12/84
12. DATE 2/12/84
13. DATE 2/12/84
14. DATE 2/12/84
15. DATE 2/12/84
16. DATE 2/12/84
17. DATE 2/12/84
18. DATE 2/12/84
19. DATE 2/12/84
20. DATE 2/12/84
21. DATE 2/12/84
22. DATE 2/12/84
23. DATE 2/12/84
24. DATE 2/12/84
25. DATE 2/12/84
26. DATE 2/12/84
27. DATE 2/12/84
28. DATE 2/12/84
29. DATE 2/12/84
30. DATE 2/12/84
31. DATE 2/12/84
32. DATE 2/12/84
33. DATE 2/12/84
34. DATE 2/12/84
35. DATE 2/12/84
36. DATE 2/12/84
37. DATE 2/12/84
38. DATE 2/12/84
39. DATE 2/12/84
40. DATE 2/12/84
41. DATE 2/12/84
42. DATE 2/12/84
43. DATE 2/12/84
44. DATE 2/12/84
45. DATE 2/12/84
46. DATE 2/12/84
47. DATE 2/12/84
48. DATE 2/12/84
49. DATE 2/12/84
50. DATE 2/12/84
51. DATE 2/12/84
52. DATE 2/12/84
53. DATE 2/12/84
54. DATE 2/12/84
55. DATE 2/12/84
56. DATE 2/12/84
57. DATE 2/12/84
58. DATE 2/12/84
59. DATE 2/12/84
60. DATE 2/12/84
61. DATE 2/12/84
62. DATE 2/12/84
63. DATE 2/12/84
64. DATE 2/12/84
65. DATE 2/12/84
66. DATE 2/12/84
67. DATE 2/12/84
68. DATE 2/12/84
69. DATE 2/12/84
70. DATE 2/12/84
71. DATE 2/12/84
72. DATE 2/12/84
73. DATE 2/12/84
74. DATE 2/12/84
75. DATE 2/12/84
76. DATE 2/12/84
77. DATE 2/12/84
78. DATE 2/12/84
79. DATE 2/12/84
80. DATE 2/12/84
81. DATE 2/12/84
82. DATE 2/12/84
83. DATE 2/12/84
84. DATE 2/12/84
85. DATE 2/12/84
86. DATE 2/12/84
87. DATE 2/12/84
88. DATE 2/12/84
89. DATE 2/12/84
90. DATE 2/12/84
91. DATE 2/12/84
92. DATE 2/12/84
93. DATE 2/12/84
94. DATE 2/12/84
95. DATE 2/12/84
96. DATE 2/12/84
97. DATE 2/12/84
98. DATE 2/12/84
99. DATE 2/12/84
100. DATE 2/12/84







3400 Crow Canyon Road
 San Ramon, California 94583
 Ph: 925-866-5418
 Fax: 925-866-5681
 http://pgeatwork/eo/ats/



14371

Swims Number: 08851000

NIST Traceable Calibration Report

Issued To:
GC Gas - Walnut Creek
 350 Wiget Lane
 Walnut Creek, CA 94958 United States

Manufacturer: Crystal Engineering
Model Number: 3KPSIXP2I
Description: Pressure Gauge, Digital 0-3000 x 0.1 psi
CO MTE ID: ATSICR-36927
MC Asset ID: 10150-ATSICR-36927
Serial Number: 355429
Procedure: DS Crystal 3KPSIXP2I Pressure Gauge, Digital

Calibration Date: 01/07/2014
Calibration Due Date: 01/07/2015
Condition As Found: In Tolerance
Condition As Left: In Tolerance

Remarks:

Calibration performed on the instrument referenced above in accordance with customer requirements, published specifications and the lab's standard operating procedures. All measurements with data and estimated measurement uncertainties (EMU) are traceable to the international System of Units (SI) through the National Institute of Standards and Technology (NIST).

No adjustments were made to the instrument. As left condition is the same as received

Standards Utilized

| Standard ID | Manufacturer | Model No. | Description | Cal. Date | Due Date |
|------------------|--------------|------------------|---------------------------------|------------|------------|
| 00001-ATSICR-390 | Mensor | 15000 DPGII-6000 | Pressure Reference, 0-6000 PSIG | 02/20/2013 | 02/20/2014 |
| 00001-ATSICR-484 | Mensor | 2101-2500 | Pressure Reference, 0-2500 PSIG | 01/10/2013 | 01/10/2014 |

Calibration Data

| FUNCTION TESTED | Nominal Value | As Found | Out of Tol | As Left | Out of Tol | CALIBRATION TOLERANCE |
|-----------------|---------------|----------|------------|---------|------------|---|
| | | | | | | [EMU] [TUR] [Guardbanding if <-4:] By Test Point: [Ratio Req'd] [Std Acc. Req'd] [UT Spec] |
| Increasing | 0.0 psig | 0.0 | | Same | | Reference Only |
| | 300.0 psig | 300.0 | | Same | | 299.4 to 300.6 psig g: 299.5 to 300.5 psig [EMU 0.26 psig][TUR 2.3:1] 4:1 Req.: [±0.050000000%] Spec: [±0.02% F.S. ("Full Scale" = 3000 psig)] |
| | 600.0 psig | 600.0 | | Same | | 599.4 to 600.6 psig g: 599.5 to 600.5 psig [EMU 0.26 psig][TUR 2.3:1] 4:1 Req.: [±0.025000000%] Spec: [±0.02% F.S. ("Full Scale" = 3000 psig)] |
| | 900.0 psig | 899.9 | | Same | | 899.1 to 900.9 psig g: 899.2 to 900.8 psig [EMU 0.26 psig][TUR 3.5:1] 4:1 Req.: [±0.025000000%] Spec: [±0.1% I.V.] |
| | 1200.0 psig | 1199.8 | | Same | | 1198.8 to 1201.2 psig [EMU 0.26 psig][TUR 4.7:1] 4:1 Req.: [±0.025000000%] Spec: [±0.1% I.V.] |
| | 1500.0 psig | 1499.7 | | Same | | 1498.5 to 1501.5 psig [EMU 0.26 psig][TUR 5.8:1] 4:1 Req.: [±0.025000000%] Spec: [±0.1% I.V.] |
| | 1800.0 psig | 1799.6 | | Same | | 1798.2 to 1801.8 psig [EMU 0.26 psig][TUR 7.0:1] 4:1 Req.: [±0.025000000%] Spec: [±0.1% I.V.] |
| | 2100.0 psig | 2099.4 | | Same | | 2097.9 to 2102.1 psig [EMU 0.26 psig][TUR 8.2:1] |



ATSCR-36927

PUI {F850B7BF-050E-4AAB-AE6D-80CB85B50BAA}
 DUI {7003F54F-03C5-4EA4-9AE2-5D2B66E5511B}



Calibration Data

| FUNCTION TESTED | Nominal Value | As Found | Out of Tol | As Left | Out of Tol | CALIBRATION TOLERANCE |
|----------------------|---------------|----------|------------|---------|------------|---|
| | | | | | | [EMU] [TUR] [Guardbanding if <4:1] By Test Point: [Ratio Req'd] [Std Acc. Req'd] [IUT Spec] |
| | 2400.0 psig | 2399.2 | | Same | | 4:1 Req.: [±0.025000000%] Spec: [±0.1% I.V.] 2397.6 to 2402.4 psig [EMU 0.26 psig][TUR 9.4:1] |
| | 2700.0 psig | 2699.6 | | Same | | 4:1 Req.: [±0.025000000%] Spec: [±0.1% I.V.] 2697.3 to 2702.7 psig g: 2697.8 to 2702.2 psig [EMU 1.5 psig][TUR 1.8:1] |
| | 3000.0 psig | 2999.7 | | Same | | 4:1 Req.: [±0.025000000%] Spec: [±0.1% I.V.] 2997.0 to 3003.0 psig g: 2997.5 to 3002.5 psig [EMU 1.5 psig][TUR 2.0:1] |
| Decreasing | 2700.0 psig | 2699.7 | | Same | | 4:1 Req.: [±0.025000000%] Spec: [±0.1% I.V.] 2697.3 to 2702.7 psig g: 2697.8 to 2702.2 psig [EMU 1.5 psig][TUR 1.8:1] |
| | 2400.0 psig | 2399.6 | | Same | | 4:1 Req.: [±0.025000000%] Spec: [±0.1% I.V.] 2397.6 to 2402.4 psig [EMU 0.26 psig][TUR 9.4:1] |
| | 2100.0 psig | 2099.4 | | Same | | 4:1 Req.: [±0.025000000%] Spec: [±0.1% I.V.] 2097.9 to 2102.1 psig [EMU 0.26 psig][TUR 8.2:1] |
| | 1800.0 psig | 1799.5 | | Same | | 4:1 Req.: [±0.025000000%] Spec: [±0.1% I.V.] 1798.2 to 1801.8 psig [EMU 0.26 psig][TUR 7.0:1] |
| | 1500.0 psig | 1499.5 | | Same | | 4:1 Req.: [±0.025000000%] Spec: [±0.1% I.V.] 1498.5 to 1501.5 psig [EMU 0.26 psig][TUR 5.8:1] |
| | 1200.0 psig | 1199.7 | | Same | | 4:1 Req.: [±0.025000000%] Spec: [±0.1% I.V.] 1198.8 to 1201.2 psig [EMU 0.26 psig][TUR 4.7:1] |
| | 900.0 psig | 899.8 | | Same | | 4:1 Req.: [±0.025000000%] Spec: [±0.1% I.V.] 899.1 to 900.9 psig g: 899.2 to 900.8 psig [EMU 0.26 psig][TUR 3.5:1] |
| | 600.0 psig | 599.9 | | Same | | 4:1 Req.: [±0.025000000%] Spec: [±0.1% I.V.] 599.4 to 600.6 psig g: 599.5 to 600.5 psig [EMU 0.26 psig][TUR 2.3:1] |
| | 300.0 psig | 300.0 | | Same | | 4:1 Req.: [±0.025000000%] Spec: [±0.02% F.S. ("Full Scale" = 3000 psig)] 299.4 to 300.6 psig g: 299.5 to 300.5 psig [EMU 0.26 psig][TUR 2.3:1] |
| | 0.0 psig | 0.0 | | Same | | 4:1 Req.: [±0.050000000%] Spec: [±0.02% F.S. ("Full Scale" = 3000 psig)] Reference Only |
| IUT Serial Number | | 355429 | | Same | | Retrieved from IUT Memory |

*** g: = Guard Banding Applied

Temperature: 22° C
Humidity: 29% RH
Test No.: 14371

| Calibration Performed By: | | Quality Reviewer: | |
|---------------------------|--------------|-------------------|----------|
| Griffin, Stanley | 925-866-5428 | Tavares, Donna L | 1/7/2014 |
| Name | Phone | Name | Date |


This report may not be reproduced, except in full, without written permission of PGE. The results stated in this report relate only to the items tested or calibrated. Measurements reported herein are traceable to physical constants and/or SI units via national standards maintained by NIST and were performed in compliance with ANSI/NCSL Z540-1-1994, 10CFR50, Appendix B, ISO 9002-94, or ISO 17025:2005. Guard Banding, if reported on this certificate, is applied at a Z-factor of 30% for test points with a test uncertainty ratio (TUR) below 4:1. The estimated measurement uncertainty (EMU), if reported on this certificate, is being reported at a confidence level of 95% or K=2 unless otherwise noted in the remarks section.



ATSICR-36927

PUI (F85067BF-050E-4AAB-AE6D-80CB85B50BAA)
 DUI (7003F54F-03C5-4EA4-9AE2-5D2B86E5511B)





2900 Main St Alameda CA 94501 Phone (510)522-8326 Fax (510)522-3136

Certificate of Calibration

PACIFIC GAS AND ELECTRIC W.C.
350 WIDGET LANE
WALNUT CREEK
CA 94958

Customer ID # 2563

Certificate Number: **2401334**

File #

Rated Accuracy **1%**

Instrument Type

**RECORDER,
PRESSURE**

Pass/Fail as Found **PASS**

Pass/Fail as Left **PASS**

Range

0-2000

1st (Mfg) S/N **8901310**

Units

PSIG

Resolution

50

Mfg.

MERCURY

2nd S/N

N/A

Model

803-S

Cal By

**MIKE MCCONNELL
90765**

Cal Date **1/10/2014**

Cal Due **1/10/2014**

Curent Cal Cycle (Months)

12

Previous Cal Cycle

N/A

Notes

Standards Used

**AMETEK DM-T-150 S/N 8681
DUE 3/3/2014 NIST 40568:001**

**TECHNICAL SERVICES GROUP CERTIFIES THAT THIS INSTRUMENT
HAS BEEN CALIBRATED TRACEABLE TO THE NATIONAL INSTITUTE
OF STANDARDS AND TECHNOLOGY AND CONFORMS TO ISO 10012
AND ANSI / NCSL Z-540. UNLESS OTHERWISE SPECIFIED
MEASUREMENT UNCERTAINTIES ARE LESS THAN 1/4 OF TOLERANCE
OR 1 MINOR DIVISION.**



CALIBRATION DATA SHEET PRESSURE / TEMPERATURE

2900 MAIN ST ALAMEDA, CA 94501 PHONE (510) 522-8326 FAX (510) 522-3136

CUSTOMER: PGE WALNUT CREEK
 TSG JOB & ITEM #: 2563
 CERTIFICATE NUMBER: 2401334
 CAL DATE: 1/10/2014
 CAL DUE: 1/10/2015
 MFG: MERCURY INSTRUMENTS
 MODEL: 803-S
 CAL BY: Mike McConnell
 MFG S/N: 8901310
 RANGE: MIN 0 MAX 2,000
 UNITS: PSIG
 RESOLUTION: 50
 RATED ACCURACY, % FULL SCALE: 1.00 %
 2ND S/N: N/A

INSTRUMENT DISCRIPTION

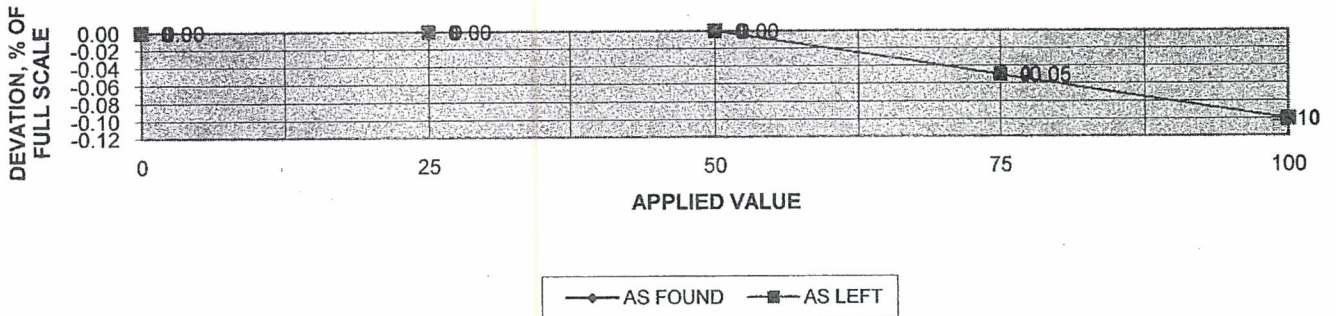
PRESS. X TEMP. VACUUM CASE SIZE RECORDER CONN. SIZE 1/4" CONN. LOCATION BACK THREAD TYPE NPT

STANDARDS USED

| | MFG. | MODEL | S/N | RECAL | N.I.S.T # |
|---|--------|----------|-------|-----------|-----------|
| X | AMATEK | DM-T-150 | 8681 | 3/3/2014 | 40568.001 |
| X | FLUKE | 515A | 10520 | 6/13/2014 | F26700 |

CALIBRATION DETAIL

| % SPAN | APPLIED VALUE | OBSERVED INDICATION | | ERROR | | % DEVIATION | | PASS / FAIL | |
|--------|---------------|---------------------|---------|----------|---------|-------------|---------|-------------|---------|
| | | AS FOUND | AS LEFT | AS FOUND | AS LEFT | AS FOUND | AS LEFT | AS FOUND | AS LEFT |
| 0 | 0.00 | 0.00 | 0.00 | 0.00 | 0.00 | 0.00 | 0.00 | PASS | PASS |
| 25 | 500.00 | 500.00 | 500.00 | 0.00 | 0.00 | 0.00 | 0.00 | PASS | PASS |
| 50 | 1,000.00 | 1000.00 | 1000.00 | 0.00 | 0.00 | 0.00 | 0.00 | PASS | PASS |
| 75 | 1,500.00 | 1499.00 | 1499.00 | -1.00 | -1.00 | -0.05 | -0.05 | PASS | PASS |
| 100 | 2,000.00 | 1998.00 | 1998.00 | -2.00 | -2.00 | -0.10 | -0.10 | PASS | PASS |



IMPACT / NOTES :

TECHNICAL SERVICES GROUP CERTIFIES THAT THIS INSTRUMENT HAS BEEN CALIBRATED TRACEABLE TO THE NATIONAL INSTITUTE OF STANDARDS & TECHNOLOGY AND CONFORMS TO ISO 10012 AND ANSI / NCSL Z-540. UNLESS OTHERWISE SPECIFIED MEASUREMENT UNCERTAINTIES ARE LESS THAN 1/4 OF TOLERANCE OR 1 MINOR DIVISION

[Signature]
 TSG CALIBRATION / Q.A. SUPERVISOR