

**CALIFORNIA PUBLIC UTILITIES COMMISSION
DIVISION OF WATER AND AUDITS**

Advice Letter Cover Sheet

Utility Name: San Gabriel Valley Water Co.
District: Los Angeles County Division

Date Mailed to Service List: 12/09/22

CPUC Utility #: U337W

Protest Deadline (20th Day): 12/29/22

Advice Letter #: 583

Review Deadline (30th Day): 01/08/23

Tier 1 2 3 Compliance

Requested Effective Date: 01/01/2023

Authorization

Rate Impact: \$1,568,711
1.7%

Description: Water Supply Cost Offset

The protest or response deadline for this advice letter is 20 days from the date that this advice letter was mailed to the service list. Please see the "Response or Protest" section in the advice letter for more information.

Utility Contact: Crystal Navarro

Utility Contact: Joel M. Reiker

Phone: (626)448-6183

Phone: (626)448-6183

Email: cinavarro@sgvwater.com

Email: jmreiker@sgvwater.com

DWA Contact: Tariff Unit

Phone: (415) 703-1133

Email: Water.Division@cpuc.ca.gov

DWA USE ONLY

DATE

STAFF

COMMENTS

APPROVED

WITHDRAWN

REJECTED

Signature: _____

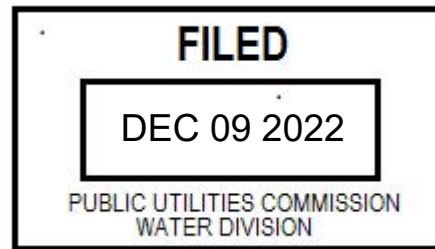
Comments: _____

Date: _____

SAN GABRIEL VALLEY WATER COMPANY

December 9, 2022

Advice Letter No. 583
U337W



TO THE PUBLIC UTILITIES COMMISSION OF THE STATE OF CALIFORNIA

San Gabriel Valley Water Company ("San Gabriel") hereby requests ministerial review of the following changes in tariff sheets applicable in its Los Angeles County division:

<u>CPUC Sheet No.</u>	<u>Title</u>	<u>Schedule No.</u>	<u>Cancelling CPUC Sheet No.</u>
3229-W	General Metered Service	LA-1	3207-W
3230-W	General Metered Service – Conservation Rates	LA-1C	3209-W
3231-W	Recycled Water Metered Service	LA-6	3211-W
3232-W	Preliminary Statement, Paragraph H1	N/A	3213-W
3233-W	Table of Contents (continued)	N/A	3214-W
3234-W	Table of Contents	N/A	3228-W

Request

In this **water cost offset** filing, San Gabriel proposes to increase rates, effective January 1, 2023, by \$0.1180 per hundred cubic feet ("Ccf") in the Los Angeles County division to offset increases in purchased water costs and groundwater pumping assessments, producing additional annual revenues of \$1,568,711 or 1.7%. In accordance with Water Industry Rule 7.3.1(7) and Water Industry Rule 8.4 of General Order 96-B, **this advice letter is designated Tier 1.**

Purpose and Background

The current water supply costs in the Los Angeles County division were adopted in AL 554. Several categories of water supply costs have either increased or decreased as described below:

In the Main San Gabriel Basin, the following increases to the water supply costs reflected in AL 554 have occurred:

- The cost of Leased Water Rights has increased from \$772.20/acre foot ("AF") to \$852.20/AF.
- The Cyclic Storage rate has increased from \$858.00/AF to \$958.00/AF.
- The Replacement Water Assessment has increased from \$980.00/AF to \$1,058.00/AF.

- The cost of recycled water purchased from the Upper San Gabriel Valley Municipal Water District (“USGVMWD”) has increased from \$784.00/AF to \$846.40/AF.
- The cost of recycled water purchased from the County Sanitation Districts (“CSD”) of Los Angeles County has increased from \$590.00/AF to \$629.00/AF.

In the Central Basin, the following increases and decreases in the water supply costs reflected in AL 554 have occurred:

- The Metropolitan Water District (“MWD”) Tier 2 purchased water rate has increased from \$1,268.00/AF to \$1,379.00/AF.
- The Central Basin monthly Connection Maintenance Charge has increased from \$1,755.00/month to \$1,800.00/month.
- The Replenishment Assessment has increased from \$382.00/AF to \$411.00/AF.
- The Association Assessment has increased from \$0.50/AF to \$0.53/AF.
- The annual Watermaster Service Assessment has decreased from \$4,186.78 to \$3,787.82.
- The Central Basin Municipal Water District (“CBMWD”) recycled water rate has increased from \$759.00/AF to \$790.00/AF.

Discussion

This advice letter proposes to increase the adopted water supply costs and pumping assessments from \$22,950,682 to \$24,502,605, and to increase the adopted revenue requirement by \$1,568,711, or 1.7%.

San Gabriel proposes to implement this water cost offset on January 1, 2023, to coincide with the expiration of a \$0.1512/Ccf amortization surcharge. As a result, the proposed rates submitted with this advice letter will decrease the monthly bill for the typical non-CARW residential customer in the Los Angeles County division on conservation rate Schedule LA-1C with a $\frac{5}{8}$ x $\frac{3}{4}$ -inch meter and using 12 Ccf by \$0.40, or 0.5% from \$78.80 to \$78.40.

San Gabriel has furnished to the Commission’s Water Division staff for its review and verification, workpapers supporting the proposed revenue requirement and rate design.

Service and Notice

This advice letter is filed in accordance with Standard Practice U-27-W. No customer notice is required. San Gabriel will inform its customers of the net rate change effective January 1, 2023 in dollar and percentage terms by a bill message on the first bill on which the changes appear.

Distribution of this advice letter is being made to the attached service list in accordance with Water Industry Rule 4.1 of General Order 96-B. No other parties have requested notification of tariff filings related to the Los Angeles County division. In accordance with Water Industry Rule 3.3 of General Order 96-B, San Gabriel will also post this advice letter to its website www.sgvwater.com.

Protest and Responses

Anyone may respond to or protest this advice letter. A response supports the filing and may contain information that proves useful to the Commission in evaluating the advice letter. A

protest objects to the advice letter in whole or in part and must set forth the specific grounds on which it is based. These grounds are:

- (1) San Gabriel did not properly serve or give notice of the advice letter;
- (2) The relief requested in the advice letter would violate statute or Commission order, or is not authorized by statute or Commission order on which San Gabriel relies;
- (3) The analysis, calculations, or data in the advice letter contain material error or omissions;
- (4) The relief requested in the advice letter is pending before the Commission in a formal proceeding;
- (5) The relief requested in the advice letter requires consideration in a formal hearing, or is otherwise inappropriate for the advice letter process; or
- (6) The relief requested in the advice letter is unjust, unreasonable, or discriminatory, provided that such a protest may not be made where it would require relitigating a prior order of the Commission.

A protest may not rely on a policy objection to an advice letter where the relief requested in the advice letter follows rules or directions established by statute or Commission order applicable to the utility. A protest shall provide citations or proofs where available to allow staff to properly consider the protest. A response or protest must be made in writing or by electronic mail and must be received by the Water Division within 20 days of the date this advice letter is filed. The address for mailing or delivering a response or protest is:

Email Address:
water.division@cpuc.ca.gov

Mailing Address:
California Public Utilities Commission
Water Division, 3rd Floor
505 Van Ness Avenue
San Francisco, CA 94102

On the same date the response or protest is submitted to the Water Division, the respondent or protestant shall send a copy of the protest by mail to San Gabriel addressed as follows:

Email Address:
jmreiker@sgvwater.com

Mailing Address:
San Gabriel Valley Water Company
Vice President of Regulatory Affairs
11142 Garvey Avenue
El Monte, CA 91733

Cities and counties that need Board of Supervisors or Board of Commissioners approval to protest should inform the Water Division, within the 20 day protest period, so that a late filed protest can be entertained. The informing document should include an estimate of the date the proposed protest might be voted on.

The advice letter process does not provide for any further responses, protests or comments, except for San Gabriel's reply, after the 20-day comment period. San Gabriel will reply to each protest and may reply to any response. Each reply must be received by the Water Division within five business days after the end of the protest period, and shall be served on the same day.

December 9, 2022

to the person who filed the protest or response in accordance with General Order 96-B, General Rule 7.4.3.

If you have not received a reply to your protest within ten business days, contact San Gabriel at (626) 448-6183.

San Gabriel Valley Water Company

/s/ Crystal Navarro
Crystal Navarro
Regulatory Analyst

cc: Bruce DeBerry, CPUC – Water Division
Victor Chan, CPUC – Water Branch, Cal Advocates
Richard Rauschmeier, CPUC – Water Branch, Cal Advocates

\encl.

Bill Message

Los Angeles County Division

Effective January 1, 2023 your bill includes a net decrease due to the expiration of a surcharge and the approval of Advice Letter 583. For the typical non-CARW residential customer on conservation rate Schedule LA-1C with a $\frac{5}{8}$ x $\frac{3}{4}$ -inch meter and using 12 Ccf, the monthly decrease is \$0.40, or 0.5%. If your bill covers a period before Jan. 1, it has been prorated. Learn more at <https://www.sgvwater.com/rates-regulatory/advice-letter-filings-with-cpuc/>.

11142 GARVEY AVENUE
EL MONTE, CALIFORNIA 91733

Revised _____
Cancelling Revised _____

Cal. P.U.C. Sheet No. 3229-W
Cal. P.U.C. Sheet No. 3207-W

SCHEDULE NO. LA-1
Los Angeles County Tariff Area
GENERAL METERED SERVICE

APPLICABILITY

Applicable to all metered water service, except for those Residential customers required to be served under Schedule LA-1C.

TERRITORY

Portions of Arcadia, Baldwin Park, El Monte, City of Industry, Irwindale, La Puente, Montebello, Monterey Park, Pico Rivera, Rosemead, San Gabriel, Santa Fe Springs, South El Monte, West Covina, Whittier and vicinity, Los Angeles County.

RATES

Quantity Rates:

For all water delivered, per 100 cu. ft.....\$4.1746 (I)

Service Charge:

Per Meter
Per Month

For 5/8 x 3/4-inch meter	\$ 27.14
For 3/4-inch meter	40.71
For 1-inch meter	67.86
For 1-1/2-inch meter	135.69
For 2-inch meter	217.16
For 3-inch meter	407.06
For 4-inch meter	678.50
For 6-inch meter	1,352.00
For 8-inch meter	2,174.00
For 10-inch meter	3,120.00
For 12-inch meter	4,483.00
For 14-inch meter	5,970.00

(continued)

(To be inserted by utility)
Advice Letter No. 583
Decision No. _____

Issued by
J. M. Reiker
NAME
Vice President of Regulatory Affairs
TITLE

(To be inserted by Cal. P.U.C.)
Date Filed _____
Effective _____
Resolution No. _____

11142 GARVEY AVENUE
EL MONTE, CALIFORNIA 91733

Revised _____
Cancelling Revised _____

Cal. P.U.C. Sheet No. 3230-W
Cal. P.U.C. Sheet No. 3209-W

SCHEDULE NO. LA-1C
Los Angeles County Tariff Area
GENERAL METERED SERVICE - CONSERVATION RATES

APPLICABILITY

Applicable to all metered Residential customers, excluding apartments, trailer parks, and any other facility in which Residential customers receive service through a master meter.

TERRITORY

Portions of Arcadia, Baldwin Park, El Monte, City of Industry, Irwindale, La Puente, Montebello, Monterey Park, Pico Rivera, Rosemead, San Gabriel, Santa Fe Springs, South El Monte, West Covina, Whittier and vicinity, Los Angeles County.

RATES

Quantity Rates:

For the first 11 Ccf of water used, per 100 cu. ft.....	\$4.0121	(I)
For all Ccf greater than 11 Ccf, per 100 Cu. Ft.....	\$4.5398	(I)

Per Meter
Per Month

Service Charges:

For 5/8 x 3/4-inch meter	\$ 27.14
For 3/4-inch meter.....	40.71
For 1-inch meter.....	67.86
For 1-1/2-inch meter	135.69
For 2-inch meter.....	217.16
For 3-inch meter.....	407.06

SPECIAL CONDITIONS

1. All bills are subject to the reimbursement fee set forth on Schedule No. AA-UF.
2. All bills are subject to the applicable surcharges and surcredits set forth on Schedule No. LA-AS.

(To be inserted by utility)

Issued by

(To be inserted by Cal. P.U.C.)

Advice Letter No. 583

J. M. Reiker
NAME

Date Filed _____

Decision No. _____

Vice President of Regulatory Affairs
TITLE

Effective _____

Resolution No. _____

11142 GARVEY AVENUE
EL MONTE, CALIFORNIA 91733

Revised _____
Cancelling Revised _____

Cal. P.U.C. Sheet No. 3231-W
Cal. P.U.C. Sheet No. 3211-W

SCHEDULE NO. LA-6
Los Angeles County Tariff Area
RECYCLED WATER METERED SERVICE

APPLICABILITY

Applicable to all recycled water metered service.

TERRITORY

Portions of Arcadia, Baldwin Park, El Monte, City of Industry, Irwindale, La Puente, Montebello, Monterey Park, Pico Rivera, Rosemead, San Gabriel, Santa Fe Springs, South El Monte, West Covina, Whittier and vicinity, Los Angeles County.

RATES

Quantity Rates:

For all water delivered per 100 cu. ft.....\$ 3.5484 (I)

Service Charge:	<u>Per Meter</u> <u>Per Month</u>
For 5/8 x 3/4-inch meter	\$ 27.14
For 3/4-inch meter	40.71
For 1-inch meter	67.86
For 1-1/2-inch meter	135.69
For 2-inch meter	217.16
For 3-inch meter	407.06
For 4-inch meter	678.50
For 6-inch meter	1,352.00
For 8-inch meter	2,174.00
For 10-inch meter	3,120.00
For 12-inch meter	4,483.00
For 14-inch meter	5,970.00

(continued)

(To be inserted by utility)

Advice Letter No. 583

Decision No. _____

Issued by

J. M. Reiker

NAME

Vice President of Regulatory Affairs

TITLE

(To be inserted by Cal. P.U.C.)

Date Filed _____

Effective _____

Resolution No. _____

11142 GARVEY AVENUE
EL MONTE, CALIFORNIA 91733

Revised _____
Cancelling Revised _____

Cal. P.U.C. Sheet No. 3232-W
Cal. P.U.C. Sheet No. 3213-W

PRELIMINARY STATEMENT
(Continued)

H1. Water Revenue Adjustment Mechanism (WRAM) Memorandum Account for the Los Angeles County Division

1. Purpose: The purpose of this memorandum account is to track the Quantity Rate revenues collected under Schedule LA-1C tiered rates against the revenues that would have been collected under a single block Quantity Rate.
2. The following entries will be made monthly to the WRAM memorandum Account in the Los Angeles County division:
 - a. The recorded revenues collected through the tiered Quantity Rate under Schedule No. LA-1C (debit).
 - b. The calculated revenues that would have been collected under a single block Quantity Rate for the same water usage as in 2a above (credit).
 - c. The CPUC-adopted Quantity Rates (\$/Ccf) to be used in calculating the revenues for 2a and 2b above are as follows:

<u>Effective Date</u>	<u>Single Block Rate</u>	<u>0-13 Ccf/mo. Tier 1 Rate</u>	<u>Over 13 Ccf/mo. Tier 2 Rate</u>
July 1, 2020	\$3.5644	\$3.4256	\$3.8884
		<u>0-11 Ccf/mo.</u>	<u>Over 11 Ccf/mo.</u>
July 1, 2020	\$3.2680	\$3.1237	\$3.5923
August 19, 2020	\$3.4920	\$3.3477	\$3.8163
July 1, 2021	\$3.7772	\$3.6211	\$4.1280
January 1, 2022	\$3.8957	\$3.7396	\$4.2465
January 1, 2022	\$3.9062	\$3.7497	\$4.2579
July 1, 2022	\$4.0566	\$3.8941	\$4.4218
January 1, 2023	\$4.1746	\$4.0121	\$4.5398

(I)

- d. Franchise fees and uncollectible account expense, based on the net of 2a and 2b above, and the CPUC-adopted rates for franchise fees and uncollectible expenses.
- e. Monthly interest calculated at 1/12 of the most recent month's interest rate on Commercial Paper (prime, 3-month), published in the Federal Reserve Statistical Release, H.15 (<http://www.federalreserve.gov/releases/H15/data/m/cp3m.txt>), or its successor publication.
3. The balance in the memorandum account shall be amortized by a Tier 1 advice letter whenever the balance exceeds 2% of the authorized revenue requirement for the preceding calendar year. If the balance is below 2%, San Gabriel shall propose its amortization in a general rate case.
4. The memorandum account will terminate when so ordered in a CPUC general rate case decision, at which time any remaining debit (undercollection) or credit (overcollection) balance will be amortized through a rate surcharge or surcredit.

Authorization: Established pursuant to D.10-04-031, Ordering Paragraph 4; and Advice Letter 385

(To be inserted by utility)
Advice Letter No. 583
Decision No. _____

Issued by
J. M. Reiker
NAME
Vice President of Regulatory Affairs
TITLE

(To be inserted by Cal. P.U.C.)
Date Filed _____
Effective _____
Resolution No. _____

TABLE OF CONTENTS

(continued)

<u>Subject Matter of Sheet</u>	<u>Schedule Number</u>	<u>C.P.U.C. Sheet No.</u>	
<u>Rate Schedules</u>			
Los Angeles County Division			
General Metered Service - General	LA-1	3229-W, 3208-W	(T)
General Metered Service - Conservation	LA-1C	3230-W	(T)
Private Fire Service	LA-4	3210-W, 1089-W, 1507-W	
Recycled Water Metered Service	LA-6	3231-W, 3212-W	(T)
Construction Service	LA-9	2698-W, 2699-W	
California Alternative Rates for Water	LA-CARW	3198-W, 3067-W	
Additional Surcharges/Surcredits	LA-AS	3183-W	

(continued)

(To be inserted by utility)

Issued by

(To be inserted by Cal. P.U.C.)

Advice Letter No. 583

J. M. Reiker

Date Filed _____

Decision No. _____

NAME

Effective _____

Vice President of Regulatory Affairs

TITLE

Resolution No. _____

TABLE OF CONTENTS

The following listed tariff sheets contain all effective rates and rules affecting the rates and services of the utility, together with information relating thereto:

<u>Subject Matter of Sheet</u>	<u>C.P.U.C. Sheet No.</u>
Title Page	1559-W
Table of Contents	3234-W, 3233-W (T) 3191-W, 2935-W, 3196-W, 3205-W
Preliminary Statement	634-W, 390-W, 2878-W, 2879-W, 3141-W, 3142-W, 3232-W, 3222-W, 2782-W, 2783-W, 2395-W, 2880-W, 2744-W, 2749-W, 3081-W, 2401-W, 3227-W, 2715-W to 2718-W, 3082-W, 3083-W, 3225-W, 2984-W, 3055-W, 3011-W, 2412-W, 2668-W (T)
Service Area Maps:	
Fontana Water Company	1533-W
Los Angeles County Division	
Service Area - East Portion	1183-W
- South Portion	869-W
- West Portion	2690-W
Area Maps of Less Than 40 p.s.i.g.	871-W 691-W to 697-W
	<u>Schedule Number</u>
<u>Rate Schedules</u>	
All Tariff Areas	
Surcharge to Fund Public Utilities	
Commission Reimbursement Fee	AA-UF 3058-W
Stages Water Shortage Surcharges and Penalties 14.1	2580-W, 2482-W to 2484-W, 2581-W
Fontana Water Company	
General Metered Service - General	FO-1 3216-W, 3217-W
General Metered Service - Conservation	FO-1C 3218-W
Private Fire Service	FO-4 3219-W, 1087-W, 1476-W
Recycled Water Metered Service	FO-6 3220-W, 3221-W
Construction Service	FO-9 2707-W, 2708-W
California Alternative Rates For Water	FO-CARW 3199-W, 3076-W
Additional Surcharges/Surcredits	FO-AS 3077-W
Facilities Fees	FO-FF 3078-W, 1876-W

(continued)

(To be inserted by utility)
Advice Letter No. 583

Issued by
J. M. Reiker
NAME
Vice President of Regulatory Affairs
TITLE

(To be inserted by Cal. P.U.C.)
Date Filed _____
Effective _____
Resolution No. _____

DISTRIBUTION LIST
San Gabriel Valley Water Company
Los Angeles County Division
Advice Letter No. 583

City of Arcadia
240 West Huntington Drive
Arcadia, CA 91006

City Clerk, City of Rosemead
8838 Valley Boulevard
Rosemead, CA 91770

City Clerk, City of Baldwin Park
14403 East Pacific Avenue
Baldwin Park, CA 91706

City Clerk, City of San Gabriel
425 South Mission Drive
San Gabriel, CA 91778

California-American Water Company
655 W. Broadway, Suite 1410
San Diego, CA 92101

San Gabriel County Water District
8366 East Grand Avenue
Rosemead, CA 91770

City of El Monte Water Department
11333 Valley Boulevard
El Monte, CA 91734

City of Santa Fe Springs Water Department
Post Office Box 2120
Santa Fe Springs, CA 90670

Industry Public Utilities
Post Office Box 3165
City of Industry, CA 91744

City Clerk, City of South El Monte
1415 Santa Anita Avenue
South El Monte, CA 91733

City Clerk, City of Irwindale
5050 North Irwindale Avenue
Irwindale, CA 91706

Suburban Water Systems
Attn: Bob Kelly
1325 N. Grand Ave., Suite 100
Covina, CA 91724

City Clerk, City of La Puente
15900 East Main Street
La Puente, CA 91744

Valley County Water District
14521 East Ramona Boulevard
Baldwin Park, CA 91706

La Puente Valley County Water District
112 North 1st Street
La Puente, CA 91744

City of Whittier Water Department
13230 East Penn Street
Whittier, CA 90602

City of Montebello
1600 West Beverly Boulevard
Montebello, CA 90640

Golden State Water Company
630 East Foothill Boulevard
San Dimas, CA 91773
RKMOORE@gswater.com

City of Monterey Park Water Department
320 West Newmark Avenue
Monterey Park, CA 91754

Kiki Carlson
Suburban Water Systems
kcarlson@swwc.com

City of Pico Rivera Water Department
6615 Passons Boulevard
Pico Rivera, CA 90660

Liberty Utilities (Park Water) Corp.
9750 Washburn Road
P.O. Box 7002
Downey, CA 90241
AdviceLetterService@LibertyUtilities.com

Pico Water District
Post Office Box 758
Pico Rivera, CA 90660-0758

City Clerk, City of West Covina
1444 West Garvey Avenue
West Covina, CA 91790

AL 583
WORKPAPERS

ADVICE LETTER NO. 583

**SAN GABRIEL VALLEY WATER COMPANY
LOS ANGELES COUNTY DIVISION
WORKPAPERS
TABLE OF CONTENTS**

	<u>Page</u>
Calculation of Proposed Increase	1
Typical Monthly Bills	2
Water Cost Summary & Worksheet	3 - 4
Summary of Earnings	5
Advice Letter 578 workpaper, Pg. 2 (Summary of Earnings)	5A
D.20-08-006 Summary of Earnings	6
Advice Letter 554 Workpaper, Pg. 3 (Water Cost Summary)	7
D.20-08-006 Settlement Workpaper	8
Advice Letter 578 Adopted Tariffs	9 - 13
USGVMWD Resolution 5-22-642	14-17
MSGB Watermaster Resolution 05-22-311	18-22
Central Basin MWD rates	23
Water Replenishment District Resolution 22-1177	24-33
Central Basin Water Association Invoice Dated 7/1/2022	34
Water Replenishment District Invoice CBWM22-0119	35

ADVICE LETTER NO. 583

San Gabriel Valley Water Company
Los Angeles County Division
Calculation of Proposed Increase

Current Water Supply Costs	\$24,502,605 ⁽³⁾
Adopted Water Supply Costs	<u>⑦ \$22,950,682</u>
Increase in Water Supply Costs	<u>\$1,551,923</u>
Franchise Fees @ 0.9894%	<u>\$15,521</u>
Uncollectible Expense @ 0.0808%	<u>\$1,268</u>
Total Revenue Requirement Increase	<u><u>\$1,568,711</u></u>
Adopted Sales - T.Y. 2022-2023	⑧ { 13,875,624 Ccf
Less: Contract Recycled Water Sales	<u>577,969 Ccf</u>
Net Sales	13,297,655 Ccf
Requested Increase	<u><u>\$0.1180 /Ccf</u></u>

Proposed Schedule LA-1 Quantity Rate	\$4.1746 /Ccf
Proposed Schedule LA-1C Tier 1 Quantity Rate	\$4.0121 /Ccf
Proposed Schedule LA-1C Tier 2 Quantity Rate	\$4.5398 /Ccf
Proposed MWRAM Single Block Rate	\$4.1746 /Ccf
Proposed Schedule LA-6 (85% of LA-1 Tariff)	\$3.5484 /Ccf

② { 85% ⑫

Revenue Comparison

Adopted Revenue Requirement (AL 578)	\$91,045,000 ⁽⁵⁾
Proposed Revenue Requirement	<u>\$92,613,711</u>
Revenue Requirement Increase	<u>\$1,568,711</u>
% Increase	1.7%

ADVICE LETTER NO. 583

San Gabriel Valley Water Company
 Los Angeles County Division
Calculation of Typical Monthly Bill

Monthly Bill Comparison
 (non-CARW)

	Rates		Typical Monthly Usage (Ccf)	Monthly Bill (12 Ccf)			
	Present	Proposed		Present	Proposed	Increase / (Decrease)	
	AL 578	AL 583 Eff. 1/1/2023		AL 578	AL 583 Eff. 1/1/2023	From AL 578	
						\$	%
Schedule LA-1							
Monthly Service Charge (5/8"x3/4")	\$27.14	\$27.14		\$27.14	\$27.14	\$0.00	0.0%
Quantity Rate Per Ccf	\$4.0566	\$4.1746	12	\$48.68	\$50.09	\$1.42	2.9%
Schedule LA-AS							
CARW Funding Surcharge Per Ccf	\$0.2158	\$0.2158	12	\$2.59	\$2.59	\$0.00	0%
Power Balancing Acct. Schg. (Expires Dec. 31)	\$0.1512	\$0.0000	12	\$1.81	\$0.00	(\$1.81)	0%
TOTAL BILL				\$80.22	\$79.82	(\$0.40)	-0.5%

	Rates		Typical Monthly Usage (Ccf)	Monthly Bill (12 Ccf)			
	Present	Proposed		Present	Proposed	Increase / (Decrease)	
	AL 578	AL 583 Eff. 1/1/2023		AL 578	AL 583 Eff. 1/1/2023	From AL 578	
						\$	%
Schedule LA-1C							
Monthly Service Charge (5/8"x3/4")	\$27.14	\$27.14		\$27.14	\$27.14	\$0.00	0%
Tier 1 Quantity Rate Per Ccf (0 - 11 Ccf)	\$3.8941	\$4.0121	11	\$42.84	\$44.13	\$1.30	3.0%
Tier 2 Quantity Rate Per Ccf (Greater than 11 Ccf)	\$4.4218	\$4.5398	1	\$4.42	\$4.54	\$0.12	2.7%
Schedule LA-AS							
CARW Funding Surcharge Per Ccf	\$0.2158	\$0.2158	12	\$2.59	\$2.59	\$0.00	0%
Power Balancing Acct. Schg. (Expires Dec. 31)	\$0.1512	\$0.0000	12	\$1.81	\$0.00	(\$1.81)	0%
TOTAL BILL				\$78.80	\$78.40	(\$0.40)	-0.5%

ADVICE LETTER NO. 583

San Gabriel Valley Water Company
Los Angeles County Division
WATER COST SUMMARY

	Adopted - AL 554			Current - AL 583	
	Quantity Basis (AF)	Unit Cost (\$/AF)	Total Cost or Assessment (\$000)	Unit Cost (\$/AF)	Total Cost or Assessment (\$000)
<u>MAIN SAN GABRIEL BASIN</u>					
Safe Yield	130,000.0				
Share of Safe Operating Yield	13,408.0				
Leased Water Rights	3,500.0	\$772.20	\$2,702.7	\$862.20	\$3,017.7
Cyclic Storage	3,600.0	\$858.00	\$3,088.8	\$958.00	\$3,448.8
Watermaster Assessments					
Total Production Assessments					
In-Lieu Assessment	28,766.0	\$8.00	\$230.1	\$8.00	\$230.1
Water Resource Development Assessment	28,766.0	\$175.00	\$5,034.1	\$175.00	\$5,034.1
Administrative Assessment	28,766.0	\$17.00	\$489.0	\$17.00	\$489.0
Long Beach Make-up Assessment	28,766.0	\$0.00	\$0.0	\$0.00	\$0.0
Other Watermaster Assessment	28,766.0	\$0.00	\$0.0	\$0.00	\$0.0
Replacement Water Assessment	8,257.7	\$980.00	\$8,092.5	\$1,058.00	\$8,736.6
Association Assessment (2018/19 Production)	27,982.0	\$1.30	\$36.4	\$1.30	\$36.4
WQA Assessment (Prescriptive Right)	20,384.0	\$12.00	\$244.6	\$12.00	\$244.6
SGV Protective Assessment	Annual	\$50.00	\$0.1	\$50.00	\$0.1
Recycled Water USGVMWD	2,478.2	\$784.00	\$1,942.9	\$846.40	\$2,097.5
Recycled Water CSD of LAC	12.0	\$590.00	\$7.1	\$629.00	\$7.5
Subtotal: Production plus Recycled Water	31,255.9		\$21,868.3		\$23,342.5
<u>CENTRAL BASIN</u>					
Purchased Water (MWD Tier 2)	0.00	\$1,268.00	\$0.0	\$1,379.00	\$0.0
Connection Maintenance Charge, per month	Monthly	\$1,755.00	\$21.1	\$1,800.00	\$21.6
Replenishment Assessment	2,565.4	\$382.00	\$980.0	\$411.00	\$1,054.4
Association Assessment	2,565.4	\$0.50	\$1.3	\$0.53	\$1.4
Watermaster Service Assessment	Annual	\$4,186.78	\$4.2	\$3,787.82	\$3.8
CBMWD Recycled Water	100.0	\$759.00	\$75.9	\$790.00	\$79.0
Subtotal: Production plus Recycled Water	2,665.4		\$1,082.4		\$1,160.1
Total	33,921.3		\$22,950.7		\$24,502.6
Composite Cost		\$676.59 per Acre-Foot		\$722.34 per Acre-Foot	

7

90%

14

20

4

23

28

34

35

23

ADVICE LETTER NO. 583

San Gabriel Valley Water Company
Los Angeles County Division
Main San Gabriel Basin
Water Cost Worksheet

Effective
07/01/22

Replacement Water Assessment (RWA) (FY 2022/2023)
Watermaster Adopted Rate on 05/11/22

\$1,058.00 (20)

Recycled Water CSD of LAC (FY 2022/2023)
Based on Watermaster Adopted RWA

\$1,058.00 (20)

Plus Watermaster Administration Assessment

(3) \$192.00 (\$175 + \$17 = \$192)

Plus Watermaster In-Lieu Assessment

(19) \$8.00

Administrative Assessment
Water Resource Dev. Assessment

Equals:

\$1,258.00

Per signed Agreement by and between CSD of LAC and San Gabriel
the cost of contract recycled water from CSD of LAC is 50%
of Watermaster adopted Assessments: RWA, Administration, and
In-Lieu

x 50%

\$629.00

Recycled Water LA Parks & Recreation (FY 2022/2023)
Based on Watermaster Adopted RWA

\$1,058.00 (20)

Per signed Agreement by and among Upper District,
San Gabriel, and County Parks & Recreation, the cost of
recycled water shall be 80% of Watermaster's adopted RWA

x 80%

\$846.40

ADVICE LETTER NO. 583

San Gabriel Valley Water Company
Los Angeles County Division
Summary of Earnings

	(5A) Adopted AL 578 Escalation Eff. 7/1/2022	(1) AL 583 Effective 1/1/2023 Inc./(Dec.)	Proposed
Operating Revenues	\$91,045.0	\$1,568.71	\$92,613.71
Operating Expenses			
Purchased Water & Assessments	\$22,996.4	\$1,551.9	\$24,548.33
Purchased Power	\$5,293.9		\$5,293.9
Chemicals	\$3,763.0		\$3,763.0
Payroll	\$6,806.7		\$6,806.7
Materials & Supplies	\$1,609.5		\$1,609.5
Transportation	\$959.7		\$959.7
Insurance	\$1,341.7		\$1,341.7
Pensions & Benefits	\$2,983.1		\$2,983.1
Uncollectibles	\$66.6	\$1.3	\$67.8
Franchise Fees	\$814.5	\$15.5	\$830.0
Regulatory Commission Expense	\$396.8		\$396.8
Outside Services	\$1,996.3		\$1,996.3
Utilities & Rents	\$1,480.9		\$1,480.9
Miscellaneous Expense	\$1,146.8		\$1,146.8
Administrative Expense Transferred	(\$2,296.1)		(\$2,296.1)
Subtotal	\$49,359.8	\$1,568.7	\$50,928.5
Allocated Common Expenses	\$6,811.2		\$6,811.2
Total Operating Expense	\$56,171.0	\$1,568.7	\$57,739.7
Depreciation	\$8,141.4		\$8,141.4
Ad Valorem Taxes	\$2,293.5		\$2,293.5
Payroll Taxes	\$925.9		\$925.9
Total Expense before Income Taxes	\$67,531.8	\$1,568.7	\$69,100.5
Net Revenue Before Income Taxes	\$23,513.2		\$23,513.18
State Income Tax	\$838.7		\$838.67
Federal Income Tax	\$3,804.2		\$3,804.17
Total Expenses	\$72,174.7	\$1,568.7	\$73,743.4
Net Operating Revenues	\$18,870.3	\$0.0	\$18,870.3
Rate Base	\$232,528.1		\$232,528.1
Rate of Return	8.12%		8.12%

SAN GABRIEL VALLEY WATER COMPANY
 Los Angeles County Division
 Advice Letter 578
 Summary of Earnings
 (\$000)

	Current Adopted - AL 570-A	Basis	Escalation	Rate / Increase		Proposed - Esc. Year 2022-2023
				Factor	\$ %	
Operating Revenues	\$88,034.3	Calculated			\$3,010.7 3.4%	\$91,045.0
Operating Expenses						
Purchased Water & Assessments	\$22,955.2	Sales Growth	1.0018	\$41.2		\$22,996.4
Purchased Power	\$5,284.4	Sales Growth	1.0018	\$9.5		\$5,293.9
Chemicals	\$3,638.6	Composite Non-Labor + Cust. Growth	1.0342	\$124.4		\$3,763.0
Payroll	\$6,423.3	Labor + Cust. Growth	1.0597	\$383.4		\$6,806.7
Materials & Supplies	\$1,556.3	Composite Non-Labor + Cust. Growth	1.0342	\$53.2		\$1,609.5
Transportation	\$928.0	Composite Non-Labor + Cust. Growth	1.0342	\$31.7		\$959.7
Insurance	\$1,297.3	Composite Non-Labor + Cust. Growth	1.0342	\$44.4		\$1,341.7
Pensions & Benefits	\$2,815.1	Labor + Cust. Growth	1.0597	\$168.0		\$2,983.1
Uncollectibles	\$64.1	Calculated	26 0.0808%	\$2.4		\$66.6
Franchise Fees	\$784.7	Calculated	0.9894%	\$29.8		\$814.5
Regulatory Commission Expense	\$383.7	Composite Non-Labor + Cust. Growth	1.0342	\$13.1		\$396.8
Outside Services	\$1,840.3	CPI-U + Cust. Growth	1.0848	\$156.0		\$1,996.3
Utilities & Rents	\$1,431.9	Composite Non-Labor + Cust. Growth	1.0342	\$49.0		\$1,480.9
Miscellaneous Expense	\$1,108.9	Composite Non-Labor + Cust. Growth	1.0342	\$37.9		\$1,146.8
Administrative Expense Transferred	(\$2,220.2)	Composite Non-Labor + Cust. Growth	1.0342	(\$75.9)		(\$2,296.1)
Subtotal	\$48,291.6			\$1,068.2		\$49,359.8
Allocated Common Expenses	\$6,586.0	Composite Non-Labor + Cust. Growth	1.0342	\$225.2		\$6,811.2
Total Operating Expense	\$54,877.6			\$1,293.4		\$56,171.0
Depreciation	\$7,781.2	Average Plant	1.0463	\$360.2		\$8,141.4
Ad Valorem Taxes	\$2,176.1	B.O.Y. Plant	1.0539	\$117.4		\$2,293.5
Payroll Taxes	\$873.7	Labor + Cust. Growth	1.0597	\$52.2		\$925.9
Total Expense before Income Taxes	\$65,708.7			\$1,823.1		\$67,531.8
Net Revenue Before Income Taxes	\$22,325.6					\$23,513.2
State Income Tax	\$886.1	Calculated				\$838.7
Federal Income Tax	\$3,686.2	Calculated				\$3,804.2
Total Expenses	\$70,281.0					\$72,174.7
Net Operating Revenues	\$17,753.3					\$18,870.3
Rate Base	\$218,643.6	Adopted				\$232,528.1
Rate of Return	8.12%					8.12%

5A
~~5A~~

Appendix A
 Page 1 of 11
 San Gabriel Valley Water Company
 Los Angeles County Division
SUMMARY OF EARNINGS and RATES OF RETURN
 (Dollars in Thousands)

	Test Year 2020/2021		
	SGVWC		
	GRC Update		
	<u>April 2019</u>	<u>Settlement</u>	<u>Cal-PA</u>
Present Rate Revenue	\$74,302.4	\$76,718.6	\$78,051.0
Proposed Increase	\$4,352.9 5.9%	\$799.5 1.0%	(\$1,274.9) -1.6%
Operating Revenues	\$78,655.3	\$77,518.1	\$76,776.1
Operating Expenses			
Purchased Water & Assessments	\$18,490.6	\$20,010.4	\$21,050.1
Purchased Power	\$3,728.3	\$3,728.3	\$3,897.4
Chemicals	\$3,395.5	\$3,544.9	\$3,646.8
Payroll	\$6,492.9	\$6,296.5	\$6,211.7
Materials & Supplies	\$1,516.2	\$1,516.2	\$1,516.2
Transportation	\$904.1	\$904.1	\$904.1
Insurance	\$1,266.8	\$1,263.9	\$1,260.4
Pensions & Benefits	\$2,974.4	\$2,759.5	\$2,665.5
Uncollectibles @ 0.0808%	\$56.50	\$55.6	\$55.0
Franchise Fees @ 0.9894%	\$691.80	\$680.6	\$673.2
Regulatory Commission Expense	\$405.4	\$373.8	\$373.8
Outside Services	\$1,789.6	\$1,789.6	\$1,789.6
Utilities & Rents	\$1,395.1	\$1,395.1	\$1,395.1
Miscellaneous Expense	\$1,160.8	\$1,080.4	\$1,068.5
Administrative Expense Transferred	(\$2,420.2)	(\$2,163.0)	(\$1,906.9)
Subtotal	\$41,847.7	\$43,235.8	\$44,600.4
Allocated Common Expenses	\$6,656.0	\$6,416.4	\$6,094.8
Total Operating Expense	\$48,503.7	\$49,652.2	\$50,695.2
Depreciation	\$7,670.3	\$7,326.7	\$7,105.8
Ad Valorem Taxes	\$2,076.8	\$2,043.2	\$1,884.7
Payroll Taxes	\$888.4	\$856.5	\$842.7
Total Expense before Income Taxes	\$59,139.2	\$59,878.5	\$60,528.3
Net Revenue Before Income Taxes	\$19,516.1	\$17,639.6	\$16,247.7
State Income Tax	\$703.8	\$617.5	\$554.3
Federal Income Tax	\$718.1	\$393.0	\$133.6
Total Expenses	\$60,561.1	\$60,889.0	\$61,216.3
Net Operating Revenues	\$18,094.2	\$16,629.1	\$15,559.8
Rate Base	\$222,728.0	\$204,759.1	\$191,490.2
Rate of Return	8.12%	8.12%	8.12%

ADVICE LETTER NO. 554

San Gabriel Valley Water Company
Los Angeles County Division
WATER COST SUMMARY

7

	<u>Adopted - Pending AL 552</u>			<u>Current</u>	
	<u>Quantity</u> <u>Basis</u> (AF)	<u>Unit</u> <u>Cost</u> (\$/AF)	<u>Total Cost or</u> <u>Assessment</u> (\$000)	<u>Unit</u> <u>Cost</u> (\$/AF)	<u>Total Cost or</u> <u>Assessment</u> (\$000)
<u>MAIN SAN GABRIEL BASIN</u>					
Safe Yield	130,000.0				
Share of Safe Operating Yield	13,408.0				
Leased Water Rights	3,500.0	\$751.97	\$2,631.9	90% \$772.20	\$2,702.7
Cyclic Storage	3,600.0	\$798.00	\$2,872.8	\$858.00 (16)	\$3,088.8
Watermaster Assessments					
Total Production Assessments					
In-Lieu Assessment	28,766.0	\$10.00	\$287.7	\$8.00	\$230.1
Water Resource Development Assessment	28,766.0	\$105.00	\$3,020.4	\$175.00 (21)	\$5,034.1
Administrative Assessment	28,766.0	\$15.00	\$431.5	\$17.00	\$489.0
Long Beach Make-up Assessment	28,766.0	\$0.00	\$0.0	\$0.00	\$0.0
Other Watermaster Assessment	28,766.0	\$0.00	\$0.0	\$0.00	\$0.0
Replacement Water Assessment	8,257.7	\$934.00	\$7,712.7	\$980.00 (22)	\$8,092.5
Association Assessment (2018/19 Production)	27,982.0	\$1.30	\$36.4	\$1.30	\$36.4
WQA Assessment (Prescriptive Right)	20,384.0	\$10.00	\$203.8	\$12.00 (25)	\$244.6
SGV Protective Assessment	Annual	\$50.00	\$0.1	\$50.00	\$0.1
Recycled Water USGVMWD	2,478.2	\$747.20	\$1,851.7	\$784.00 (4)	\$1,942.9
Recycled Water CSD of LAC	12.0	\$532.00	\$6.4	\$590.00	\$7.1
Subtotal: Production plus Recycled Water	31,255.9		\$19,055.3		\$21,868.3
<u>CENTRAL BASIN</u>					
Purchased Water (MWD Tier 2)	0.00	\$1,073.00	\$0.0	\$1,268.00 (27)	\$0.0
Connection Maintenance Charge, per month	Monthly	\$1,215.00	\$14.6	\$1,755.00 (32)	\$21.1
Replenishment Assessment	2,565.4	\$339.00	\$869.7	\$382.00 (32)	\$980.0
Association Assessment	2,565.4	\$0.50	\$1.3	\$0.50	\$1.3
Watermaster Service Assessment	Annual	\$4,701.26	\$4.7	\$4,186.78 (37)	\$4.2
CBMWD Recycled Water	100.0	\$649.00	\$64.9	\$759.00 (27)	\$75.9
Subtotal: Production plus Recycled Water	2,665.4		\$955.1		\$1,082.4
Total	33,921.3		\$20,010.4		\$22,950.7
Composite Cost		\$589.91 per Acre-Foot		\$676.59 per Acre-Foot	

~~3~~ 7

D.20-08-006 in A.19-01-001
Settlement Workpaper

**San Gabriel Valley Water Company
Los Angeles County Division
CCF SALES FORECAST BY CUSTOMER CLASS**

Class	Forecasted Number of Customers				Forecasted Annual Ccf / Customer				Forecasted Sales (Ccf)				
	2019	2020-2021	2021-2022	2022-2023	2019	2020-2021	2021-2022	2022-2023	2019	2020-2021	2021-2022	2022-2023	
Tier 1								69.2%	3,797,697	3,947,421	3,957,322	3,967,325	
Tier 2								30.8%	1,690,305	1,756,945	1,761,352	1,765,803	
Residential - Single Family	38,922	39,071	39,169	39,268	141	146	146	146	5,488,002	5,704,366	5,718,674	5,733,128	
Residential - Multi-Family - Small	2,951	2,942	2,936	2,930	468	484	484	484	1,381,068	1,423,928	1,421,024	1,418,120	
Residential - Multi-Family - Large	220	220	220	220	3,525	3,699	3,699	3,699	775,500	813,780	813,780	813,780	
Commercial, Small	4,685	4,700	4,711	4,721	266	265	265	265	1,246,210	1,245,500	1,248,415	1,251,065	
Commercial, Large	316	311	307	304	4,957	4,966	4,966	4,966	1,566,412	1,544,426	1,524,562	1,509,664	
Industrial - Small	11	12	12	13	813	867	867	867	8,943	10,404	10,404	11,271	
Industrial - Large	37	38	38	39	23,266	23,275	23,275	23,275	860,842	884,450	884,450	907,725	
Public Authority - Small	273	277	279	282	471	476	476	476	128,583	131,852	132,804	134,232	
Public Authority - Large	129	130	131	131	7,229	7,297	7,297	7,297	932,541	948,610	955,907	955,907	
Construction	23	23	23	23	589	549	549	549	13,351	12,444	12,444	12,444	
Total Potable Water	47,567	47,724	47,826	47,931					12,401,452	12,719,760	12,722,464	12,747,336	
Water Loss Factor (from Exhibit SG-2)									6.8%	6.8%	6.8%	6.8%	
Potable Water Production, Ccf									13,306,279	13,647,811	13,650,712	13,677,399	
Potable Water Production, AF									30,547.0	31,331.1	31,337.7	31,399.0	
Recycled Contract - Jose Munoz Nursery	1	1	1	1	5,675	5,675	5,675	5,675	5,675	5,675	5,675	5,675	
Recycled Contract - City of Montebello (Grant Rea Park)	1	1	1	1	14,710	14,710	14,710	14,710	14,710	14,710	14,710	14,710	
Recycled Contract - LACP&R (Whittier Narrows)	1	1	1	1	368,569	368,569	368,569	368,569	368,569	368,569	368,569	368,569	
Recycled Contract - LACP&R (Golf Course)	1	1	1	1	189,015	189,015	189,015	189,015	189,015	189,015	189,015	189,015	
Recycled Water - Tariff	52	52	52	52	10,583	10,583	10,583	10,583	550,319	550,319	550,319	550,319	
	56	56	56	56	20,148	20,148	20,148	20,148					
									Total Recycled Water, Ccf	1,128,288	1,128,288	1,128,288	1,128,288
									Total Recycled Water, AF	2,590.2	2,590.2	2,590.2	2,590.2
									% of Total Production	7.8%	7.6%	7.6%	7.6%
Total Customers and Sales (Ccf)	47,623	47,780	47,882	47,987					13,529,740	13,848,048	13,850,752	13,875,624	
Total Production, Ccf									14,434,567	14,776,099	14,779,000	14,805,687	
Total Production, Acre-feet									33,137.2	33,921.3	33,927.9	33,989.2	

517,909

Source: Workpapers LRV1, LRV1a, LRV1b, LRV1c; Exhibit SG-2, Table 4A, Table 4B-1

11142 GARVEY AVENUE
EL MONTE, CALIFORNIA 91733

Revised
Cancelling Revised

Cal. P.U.C. Sheet No. 3207-W
Cal. P.U.C. Sheet No. 3161-W

SCHEDULE NO. LA-1
Los Angeles County Tariff Area
GENERAL METERED SERVICE

APPLICABILITY

Applicable to all metered water service, except for those Residential customers required to be served under Schedule LA-1C.

TERRITORY

Portions of Arcadia, Baldwin Park, El Monte, City of Industry, Irwindale, La Puente, Montebello, Monterey Park, Pico Rivera, Rosemead, San Gabriel, Santa Fe Springs, South El Monte, West Covina, Whittier and vicinity, Los Angeles County.

RATES

Quantity Rates:

For all water delivered, per 100 cu. ft. \$4.0566 (I)

Service Charge:

	Per Meter	
	Per Month	
For 5/8 x 3/4-inch meter	\$ 27.14	(I)
For 3/4-inch meter	40.71	
For 1-inch meter	67.86	
For 1-1/2-inch meter	135.69	
For 2-inch meter	217.16	
For 3-inch meter	407.06	
For 4-inch meter	678.50	
For 6-inch meter	1,352.00	
For 8-inch meter	2,174.00	
For 10-inch meter	3,120.00	
For 12-inch meter	4,483.00	
For 14-inch meter	5,970.00	(I)

(continued)

9

(To be inserted by utility)

Issued by

(To be inserted by Cal. P.U.C.)

Advice Letter No. 578

J. M. Reiker
NAME

Date Filed 05/17/2022

Decision No.

Vice President of Regulatory Affairs
TITLE

Effective 07/01/2022

Resolution No.

11142 GARVEY AVENUE
EL MONTE, CALIFORNIA 91733

Revised
Cancelling Revised

Cal. P.U.C. Sheet No. 3209-W
Cal. P.U.C. Sheet No. 3163-W

SCHEDULE NO. LA-1C
Los Angeles County Tariff Area
GENERAL METERED SERVICE - CONSERVATION RATES

APPLICABILITY

Applicable to all metered Residential customers, excluding apartments, trailer parks, and any other facility in which Residential customers receive service through a master meter.

TERRITORY

Portions of Arcadia, Baldwin Park, El Monte, City of Industry, Irwindale, La Puente, Montebello, Monterey Park, Pico Rivera, Rosemead, San Gabriel, Santa Fe Springs, South El Monte, West Covina, Whittier and vicinity, Los Angeles County.

RATES

Quantity Rates:

For the first 11 Ccf of water used, per 100 cu. ft.....	\$3.8941	(I)
For all Ccf greater than 11 Ccf, per 100 Cu. Ft.....	\$4.4218	(I)

Per Meter
Per Month

Service Charges:

For 5/8 x 3/4-inch meter	\$ 27.14	(I)
For 3/4-inch meter.....	40.71	
For 1-inch meter.....	67.86	
For 1-1/2-inch meter	135.69	
For 2-inch meter.....	217.16	
For 3-inch meter.....	407.06	(I)

SPECIAL CONDITIONS

- All bills are subject to the reimbursement fee set forth on Schedule No. AA-UF.
- All bills are subject to the applicable surcharges and surcredits set forth on Schedule No. LA-AS.

10

(To be inserted by utility)

Issued by

(To be inserted by Cal. P.U.C.)

Advice Letter No. 578

J. M. Reiker
NAME

Date Filed 05/17/2022

Decision No.

Vice President of Regulatory Affairs
TITLE

Effective 07/01/2022

Resolution No.

11142 GARVEY AVENUE
EL MONTE, CALIFORNIA 91733

Revised
Cancelling Revised

Cal. P.U.C. Sheet No. 3211-W
Cal. P.U.C. Sheet No. 3165-W

SCHEDULE NO. LA-6
Los Angeles County Tariff Area
RECYCLED WATER METERED SERVICE

APPLICABILITY

Applicable to all recycled water metered service.

TERRITORY

Portions of Arcadia, Baldwin Park, El Monte, City of Industry, Irwindale, La Puente, Montebello, Monterey Park, Pico Rivera, Rosemead, San Gabriel, Santa Fe Springs, South El Monte, West Covina, Whittier and vicinity, Los Angeles County.

RATES

Quantity Rates:

For all water delivered per 100 cu. ft. \$ 3.4480 (I)

Service Charge:

	<u>Per Meter</u> <u>Per Month</u>	
For 5/8 x 3/4-inch meter	\$ 27.14	(I)
For 3/4-inch meter	40.71	
For 1-inch meter	67.86	
For 1-1/2-inch meter	135.69	
For 2-inch meter	217.16	
For 3-inch meter	407.06	
For 4-inch meter	678.50	
For 6-inch meter	1,352.00	
For 8-inch meter	2,174.00	
For 10-inch meter	3,120.00	
For 12-inch meter	4,483.00	
For 14-inch meter	5,970.00	(I)

(continued)



(To be inserted by utility)
Advice Letter No. 578
Decision No. _____

Issued by
J. M. Reiker
NAME
Vice President of Regulatory Affairs
TITLE

(To be inserted by Cal. P.U.C.)
Date Filed 05/17/2022
Effective 07/01/2022
Resolution No. _____

SCHEDULE NO. LA-6
Los Angeles County Tariff Area
RECYCLED WATER METERED SERVICE
(continued)

RATES – (continued)

	Per Battery Per Month	
For two 2-inch meters	\$ 435.00	(I)
For three 2-inch meters	651.00	
For four 2-inch meters.....	868.00	
For two 3-inch meters	814.00	
For three 3-inch meters	1,221.00	
For two 4-inch meters	1,357.00	
For three 4-inch meters	2,039.00	
For one 8-inch meter, one 2-inch meter	2,118.00	(I)

The Service Charge is a readiness-to-serve charge which is applicable to all metered service and to which is added the charge for reclaimed water used computed at the Quantity Rates.

SPECIAL CONDITIONS

1. The Quantity Rate is set at 85% of the Quantity Rate of Schedule No. LA-1.
2. The customer is responsible for compliance with all local, state, and federal rules and regulations that apply to the use of reclaimed water on the customer's premises.
3. The utility will supply only such reclaimed water at such pressure as may be available from time to time from the reclaimed water system. The customer shall indemnify the utility and save it harmless against any and all claims arising out of service under this schedule and shall further agree to make no claims against the utility for any loss or damage resulting from service under this schedule.
4. All bills are subject to the reimbursement fee set forth on Schedule No. AA-UF.
5. All bills are subject to the applicable surcharges and surcredits set forth on Schedule No. LA-AS.

12

(To be inserted by utility)

Issued by

(To be inserted by Cal. P.U.C.)

Advice Letter No. 578

J. M. Reiker

Date Filed 05/17/2022

Decision No.

NAME

Effective 07/01/2022

Vice President of Regulatory Affairs

TITLE

Resolution No.

11142 GARVEY AVENUE
EL MONTE, CALIFORNIA 91733

Original _____
Cancelling _____

Cal. P.U.C. Sheet No. 3183-W
Cal. P.U.C. Sheet No. 3068-W

SCHEDULE NO. LA-AS
San Gabriel Valley Water Company
Los Angeles County Division
ADDITIONAL SURCHARGES/SURCREDITS

APPLICABILITY

Applicable to all metered water service.

TERRITORY

Portions of Arcadia, Baldwin Park, El Monte, City of Industry, Irwindale, La Puente, Montebello, Monterey Park, Pico Rivera, Rosemead, San Gabriel, Santa Fe Springs, South El Monte, West Covina, Whittier and vicinity, Los Angeles County.

RATES

1. A surcharge of \$0.2158 per Ccf is to be applied to the quantity rates of only non-CARW customers to cover the estimated benefits provided under the California Alternative Rates for Water (CARW).

(D)

(D)

(D)

2. A surcharge of \$0.1512 per Ccf is to be applied to the quantity rates effective January 1, 2022 through December 31, 2022 to amortize the net under-collection in the Power Cost Balancing Account.

(N)

(N)

(N)

(N)

13

(To be inserted by utility)

Issued by

(To be inserted by Cal. P.U.C.)

Advice Letter No. 573

J.M. Reiker

Date Filed 12/13/2021

Decision No. _____

NAME

Effective 01/01/2022

Vice President of Regulatory Affairs

TITLE

Resolution No. _____

RESOLUTION NO. 5-22-642

**A RESOLUTION OF THE BOARD OF DIRECTORS OF
UPPER SAN GABRIEL VALLEY MUNICIPAL WATER DISTRICT REPEALING
RESOLUTION NO. 8-21-623 AND ADOPTING WATER RATES AND CHARGES
FOR CALENDAR YEAR 2023**

WHEREAS, the Metropolitan Water District of Southern California ("MWD" herein) has adopted water rates and charges for its classes and conditions of service effective January 1, 2023 and the Upper San Gabriel Valley Municipal Water District ("Upper District" herein) wishes to reflect MWD's new rates and charges in the water rates and charges of the Upper District; and

WHEREAS, MWD has established charges in their rate structure including a Readiness-to-Serve Charge, Capacity Charge, Tier 1 and 2 Commodity Charges; and

WHEREAS, Upper District requested that MWD continue its standby charge in Upper District's service area with the intention that the above referenced Readiness-to-Serve Charge be paid from the funds generated from said standby charge for Calendar Year 2023; and

BE IT RESOLVED BY THE BOARD OF DIRECTORS OF UPPER SAN GABRIEL VALLEY MUNICIPAL WATER DISTRICT as follows:

Section 1. Resolution No. 8-21-623, adopted on August 11, 2021, is hereby repealed.

Section 2. The following water rates are established and will remain effective for Calendar Year 2023:

Normal Supply Rates

	Rate per Acre Foot
Class of Service	
Full Service – Treated (Tier 1)	\$1,312
Full Service – Treated (Tier 2)	\$1,521
Groundwater Replenishment Service	Not Available
Full Service – Untreated (Tier 1)	\$958
Full Service – Untreated (Tier 2)	\$1,167
Recycled Water Service	By Contract
Capacity Charge	\$10,600 per CFS
Minimum Service Connection Charge (per year)	\$1,060
Groundwater Replenishment Ready-to-Serve	\$42 per CFS/\$6,300 per month

Section 3. Description of Service Classes:

Full Service Treated (Tier 1)

For Calendar Year 2023, the Upper District may purchase up to 67,228 acre feet per year, which will be sold at the Tier 1 rate of \$1,312 per acre foot (subject to alternative pricing imposed under MWD's Water Supply Allocation during droughts).

Full Service Treated (Tier 2)

For Calendar Year 2023, the Upper District will have an unlimited amount (subject to MWD's Water Supply Allocation Plan) of Full Service Tier 2 supply. Once the Tier 1 Limit is utilized, all treated water sold will be subject to the Tier 2 rate of \$1,521 per acre foot effective January 1, 2023.

Annual Capacity Charges

The Full Service Tier 1 rate per acre foot as well as the Full Service Tier 2 rate per acre foot assumes a reasonable and normal annual maximum daily average capacity usage per acre foot of water deliveries. Upper District will pass through MWD's capacity charge on use of the imported water distribution system during the May through September time period, as determined by MWD. For Calendar Year 2023, MWD's capacity charge will be calculated at \$10,600 for each CFS of peak capacity utilized during the period of May through September period for the three calendar years ending 2021.

Full Service Untreated (Tier 1)

The Upper District's Tier 1 Limit includes both treated and untreated Tier 1 deliveries. Full Service untreated deliveries will be billed at the Tier 1 rate of \$958 per acre foot effective January 1, 2023 only if there is sufficient Tier 1 Limit remaining after all Full Service treated deliveries have been accounted for (subject to alternative pricing imposed under MWD's Water Supply Allocation during droughts). In the event that the Upper District Tier 1 Limit is exceeded, all Full Service untreated deliveries will be subject to Tier 2 rate.

Full Service Untreated (Tier 2)

For Calendar Year 2023, the Upper District will have an unlimited allocation (subject to MWD's Water Supply Allocation Plan), of Full Service Tier 2 supply. Once the total allocation of Tier 1 supply is utilized, all untreated water sold will be subject to the Tier 2 rate of \$1,167 per acre foot effective January 1, 2023.

Section 4. Each groundwater replenishment customer shall pay a monthly ready-to-serve charge in addition to the water rate for groundwater replenishment service. This monthly ready-to-serve charge will be \$42 for each cubic foot per second of groundwater replenishment service connection capacity, at an amount not-to-exceed \$6,300 per month, payable in advance.

Section 5. A minimum charge, equivalent to ten percent (10%) or one-tenth (1/10) of the value of one CFS of capacity (\$10,600) and amounting to \$1,060 per year effective January 1, 2023, will be billed to the sub-agencies prorated on a monthly basis irrespective of the amount of water used.

Section 6. All sales, deliveries and availability of water at the rates established herein shall be subject to the ability of the Upper District to sell, deliver and make available such water under operating conditions determined by the General Manager of Upper District and of MWD, and subject to the water service regulations of Upper District and of MWD. All agencies that purchase treated or untreated water must comply with all rules, requirements, and regulations of Upper District's Urban Water Management Plan adopted on or about June 2020 and any amendments or supplements thereto.

Section 7. The Board of Directors finds the rates, fees, and charges set forth herein are for the purpose of meeting operating expenses, including employee wages and benefits; purchasing or leasing of supplies, equipment or materials; meeting financial reserve needs and requirements; obtaining funds for capital projects necessary to maintain service within existing service areas, and obtaining funds to meet long-term debt costs. None of the rates, fees, and charges described above exceed the reasonable cost of providing the service for which the rate, fee, or charge is levied.

Section 8. The Board of Directors recognizes that Southern California is facing water supply challenges arising from both reoccurring droughts and environmental factors. These factors have created uncertainty regarding the reliability of all sources of water for the foreseeable future. As such, the Board reserves the authority to modify, alter, or suspend any or all sections of this resolution as determined prudent to properly respond to new developments in water supply circumstances.

Section 9. The Secretary of Upper District shall cause a copy of this Resolution to be mailed to all current purchasers of water from Upper District including the users of water replenishment service connections.

//
//
//
//
//
//


PASSED, APPROVED, AND ADOPTED this 25th day of May, 2022.

AYES: FELLOW, TREVIÑO, GARCIA, SANTANA, CHAVEZ

NOES:


ABSTAIN:

ABSENT:

DocuSigned by:

6823C900AA394A1

Ed Chavez, President

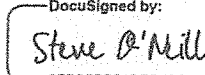
ATTEST:

DocuSigned by:

48FFFD837B73443

Katarina Garcia, Secretary

(SEAL)

APPROVED AS TO FORM:

DocuSigned by:

98B5E8754DED486

Steven P. O'Neill, District Counsel

1 RESOLUTION NO. 05-22-311

2 A RESOLUTION OF THE MAIN SAN GABRIEL BASIN WATERMASTER
3 RESCINDING RESOLUTION NO. 05-21-308 AND
4 ADOPTING ASSESSMENTS FOR PRODUCERS OF THE BASIN
5 FOR FISCAL YEAR 2021-22 AND
6 SETTING REPLACEMENT WATER ASSESSMENTS FOR 2021-22 and 2022-23

7 WHEREAS, the Main San Gabriel Basin Watermaster "Watermaster" is the Court-appointed
8 agency with the responsibility to manage and maintain the quality and quantity of water in the Main
9 San Gabriel Basin "Basin".

10 WHEREAS, pursuant to the most recent amendments to the Judgment, dated June 21, 2012, and
11 Rules and Regulations adopted by Resolution No. 03-13-251, Watermaster has established assessments
12 to be levied on water production for specific purposes detailed in this resolution; and

13 WHEREAS, Watermaster has adopted assessments effective July 1, 2022; and

14 NOW THEREFORE, BE IT RESOLVED BY THE MAIN SAN GABRIEL BASIN
15 WATERMASTER, as follows:

16 Section 1. Resolution No. 05-21-308 is hereby rescinded.

17 Section 2. There is hereby fixed, established, and levied an In-Lieu Assessment in the
18 amount of Eight Dollars (\$8.00) per acre-foot on all Production from the Basin during Fiscal Year
19 2021-22, except that such In-Lieu Assessment shall not be applicable to the non-consumptive use
20 portion of an Overlying Right.

21 Section 3. There is hereby fixed, established, and levied an Administration Assessment in
22 the amount of Seventeen Dollars (\$17.00) per acre-foot on all Production from the Basin during Fiscal
23 Year 2021-22, to meet the said expenses of said adopted Administration Budget.

24 Section 4. There is hereby adopted, an Administration Budget for Fiscal Year 2022-23, in
25 the amount of Five Million, Fifty-Nine Thousand, Eight Hundred Ninety-Three Dollars (\$5,059,893),
attached hereto as Attachment "A".

1 Section 5. There is hereby fixed, established, and levied, a Water Resource Development
 2 Assessment "RDA" of One Hundred Seventy-Five Dollars (\$175.00) per acre-foot on all Production
 3 from the Basin during Fiscal Year 2021-22 and One Hundred Seventy-Five Dollars (\$175.00) per acre-
 4 foot on all Production from the Basin during Fiscal Year 2022-23, in accordance with Resolution No.
 5 12-16-281 as described in Attachment "B" (schedule) of this Resolution, except that such RDA
 6 Assessment shall not be applicable to the non-consumptive use portion of an Overlying Right.
 7 Watermaster shall annually determine the RDA applicable to the current production year and estimate
 8 the same for the next succeeding four years. Said determination shall be made in April of each year,
 9 and in accordance with Section 18(e) of Watermaster's Rules and Regulations and adopted in May of
 10 each year.

11 Section 6. There is hereby fixed, established, and levied a Make-Up Water Assessment in
 12 the amount of Zero Dollars (\$0.00) per acre-foot on all Production from the Basin during Fiscal Year
 13 2021-22, to meet the said expenses associated with the lower area obligation under the Long Beach
 14 Judgment.

15 Section 7. There is hereby fixed, established, and levied the Replacement Water
 16 Assessments on Excess Production from the Basin during Fiscal Year 2021-22, and 2022-23, from
 17 within each of the three Responsible Agencies within the Basin as referenced, below.

Production Based Assessments		
Assessment Description	2021-22 Amount per Acre-Foot	2022-23 Amount per Acre-Foot
In Lieu Assessment	\$8.00	Not determined at this time.
Administration Assessment	\$17.00	Not determined at this time.
Water Resource Development Assessment	\$175.00	\$175.00
Make-Up Water Assessment	\$0.00	Not determined at this time.
Other Assessment as may be determined by Watermaster Board pursuant to the Amended Judgment.	Not determined at this time.	Not determined at this time.

1

Replacement Water Assessments		
Assessment Description	2021-22 Amount per Acre-Foot	2022-23 Amount per Acre-Foot
SGVMWD	\$200.00	\$200.00
TVMWD	\$899.00	\$955.00
USGVMWD	\$1,002.00	\$1,058

2

3

Section 7. Description of Assessments:

4

In-Lieu Assessment

5

Watermaster entered into the Alhambra Exchange Agreement on March 24, 1975 establishing the Basin-wide In-Lieu Assessment. The City of Alhambra agreed to forgo pumping its wells and take direct treated water through an MWD connection for the benefit of the Basin as a whole. The In-Lieu Assessment applies to all Pumping except for the non-consumptive use portion of an Overlying Right. Also included in the In-Lieu Assessment is any Production related to Watermaster's Direct-Delivery Imported Water Program implemented on January 1, 2015 by Resolution No. 12-14-270.

12

Administration Assessment

13

Within thirty (30) days after completion of the hearing on the Preliminary Determination of the Operating Safe Yield of the Basin and Watermaster's determination thereof, Watermaster shall adopt a proposed budget for the succeeding fiscal year. The Administrative Assessment shall be uniformly applicable to each acre-foot of Production.

17

Water Resource Development Assessment

18

Watermaster adopted Resolution No. 05-14-263 providing for the development of a long term storage program to purchase and store imported water in the Basin, or to augment

19

1 natural recharge for general benefit of the Basin, when available, as defined by Section 45(b)(7)
2 of the Amended Judgment.

3 Make-up Water Assessment

4 Watermaster is obligated to deliver an amount of water, calculated by the San
5 Gabriel River Watermaster to the Lower Area as a result of the Long Beach Judgment. At times
6 when natural delivery isn't possible, Watermaster must purchase Replacement Water to deliver
7 resulting in a Make-Up Water Assessment.

8 Replacement Water Assessment

9 Replacement Water Assessments shall be collected from each party on account of
10 such party's Production in excess of its Diversion Rights, Pumper's Share or Integrated
11 Production Right, and on account of the consumptive use portion of Overlying Rights, computed
12 at the applicable rate established by Watermaster consistent with the Watermaster Operating
13 Criteria, and other relevant factors, including the projected cost and availability of Supplemental
14 Water supplies. Subject to Rules and Regulations adopted by Watermaster, Replacement Water
15 Assessment rates may be in an amount calculated to allow Watermaster to purchase more than
16 one acre-foot of Supplemental Water for each acre-foot of excess Production to which such
17 Replacement Water Assessment applies, when such purchases are necessary to secure
18 Supplemental Water supplies for the benefit of the Basin and parties.

19 The Watermaster Board recognizes the challenges associated in securing
20 Supplemental Water and varied pricing, and has determined that pricing should better anticipate
21 varying short-term costs and conditions while at the same time, provide economic incentive for
22 Producers to pre-purchase Replacement Water to every extent practicable. In a case where
23 Watermaster receives a discounted available rate, Water Resource Development Assessment
24 funds will specifically apply to additional water purchases.



Central Basin Municipal Water District
Water Rates and Charges commencing FY 2022-23



Rates Effective July 1, 2022			
	Metropolitan Water District Commodity Rate	Central Basin Administrative Surcharge	Grand Total
Non-Interruptible - Treated (Tier 1)	\$1,143/AF	\$170/AF	\$1,313/AF
Non-Interruptible - Untreated (Tier 1) ⁴	\$799/AF	\$170/AF	\$969/AF

Rates Effective January 1, 2023			
	Metropolitan Water District Commodity Rate	Central Basin Administrative Surcharge	Grand Total
Non-Interruptible - Treated (Tier 1)	\$1,209/AF	\$170/AF	\$1,379/AF
Non-Interruptible - Untreated (Tier 1) ⁴	\$855/AF	\$170/AF	\$1,025/AF

MWD Non-Interruptible Treated Commodity Rate Components		
	Effective Dates	
	July 1, 2022	January 1, 2023
Supply Rate Tier 1 (\$/AF)	\$243	\$321
Supply Rate Tier 2 (\$/AF)	\$285	\$530
System Access Rate (\$/AF)	\$389	\$388
System Power Rate (\$/AF)	\$167	\$168
Treatment Surcharge Rate (\$/AF)	\$344	\$354
Total Tier 1	\$1,143	\$1,209
Total Tier 2	\$1,185	\$1,418

MWD Capacity Charge ^{1,3}	
Effective July 1, 2022	Effective January 1, 2023
MWD \$12,200/cfs per year	MWD \$10,600/cfs per year
CB \$7,300/cfs per year	CB \$6,200/cfs per year

CBMWD Monthly Water Meter Service Charge
\$120/cfs per month ^{2,5} x 15 CFS = \$1,800

MWD RTS Charge ³	
Effective July 1, 2022	Effective January 1, 2023
MWD \$24,331/per month	MWD \$14,477/per month
CB \$27,166/per month	CB \$16,163/per month

CBMWD Recycled Water Rates
Effective July 1, 2022
Volumetric Rate
CBMWD Service Area \$790/AF
Outside of CBMWD Service Area \$815/AF

CBMWD Annual Fixed Meter Charge
\$0 per Retail Connection

⁽¹⁾ Designated amount based on highest peak (per cfs) from the past three summer periods (May 1 - Sept. 30)
⁽²⁾ Per cfs as determined by agency's meter capacity
⁽³⁾ Inclusive of applicable 11.65% handling fee approved by the Board of Directors on 06/25/2018.
⁽⁴⁾ WRD administrative surcharge \$70/AF per contract through 02.18.2024
⁽⁵⁾ WRD monthly water meter service charge \$6,200/mo. per contract through 02.18.2024

RESOLUTION NO. 22-1177

A RESOLUTION OF THE BOARD OF DIRECTORS OF THE WATER REPLENISHMENT DISTRICT OF SOUTHERN CALIFORNIA LEVYING A REPLENISHMENT ASSESSMENT ON THE PRODUCTION OF GROUNDWATER FROM THE GROUNDWATER SUPPLIES WITHIN THE DISTRICT DURING THE FISCAL YEAR COMMENCING JULY 1, 2022, AND ENDING ON JUNE 30, 2023, AS PROVIDED IN SECTION 60317 OF THE CALIFORNIA WATER CODE AND MAKING FINDINGS AND DETERMINATIONS REGARDING SAID ASSESSMENT IN ACCORDANCE WITH SECTIONS 60315 AND 60316 OF THAT CODE

WHEREAS, the Board of Directors (the "Board") of the Water Replenishment District of Southern California (the "District") on February 3, 2022, in compliance with California Water Code § 60300, timely ordered an Engineering Survey and Report (the "ESR") to be made regarding the groundwater supplies and groundwater quality issues within the District; and

WHEREAS, the ESR has been prepared pursuant to the Board's request and the ESR has been available for inspection by any interested party for the time required by law; and

WHEREAS, the Board, by Resolution No. 22-1172, has declared that funds shall be raised to purchase water for replenishment of groundwater supplies within the District during the ensuing fiscal year, beginning July 1, 2022 through June 30, 2023 (FY 2022/23), and to accomplish all acts reasonably necessary pursuant to said replenishment, including, but not limited to, the development and operation of capital projects, and that such funds shall be raised by a replenishment assessment as provided in Chapter 2 of Part 6 of the California Water Code, and further finding that the funds to be raised will benefit, directly or indirectly, all of the persons or real property and improvements within the District; and

WHEREAS, the Board, by Resolution No. 22-1172, has declared that funds shall be raised to remove contaminants from groundwater supplies and to exercise any other power under California Water Code § 60224, including, but not limited to, the development and operation of capital projects, and that such funds shall be raised by a replenishment assessment as provided in Chapter 2 of Part 6 of the California Water Code, and further finding that the funds so raised will benefit, directly or indirectly, all of the persons or real property and improvements within the District; and

WHEREAS, the District prepared a Cost of Service Report dated April 21, 2022, which has been made available to the public, describing the services the District anticipates performing in FY 2022/23, estimating the costs of providing those services, and calculating a Replenishment Assessment that ensures that those costs are spread amongst water producers in an equitable manner; and

WHEREAS, on April 21, 2022, as required by California Water Code § 60307, the Board held a public hearing for the purpose of determining whether and to what extent the estimated cost of water replenishment programs and the estimated cost of water quality programs for the ensuing year shall be paid for by a replenishment assessment; and

WHEREAS, notice of the April 21, 2022 hearing was published as required by law; and

WHEREAS, in addition to the public hearing, the District also held budget workshops that were open to the public, where the District provided the public with information concerning its FY 2023 budget, which is directly related to the Replenishment Assessment; and

WHEREAS, the District's Budget Advisory Committee (BAC) met and the Board has received and considered recommendations from the BAC; and

WHEREAS, all evidence and testimony relevant to the ESR and the Board's determination that such a Replenishment Assessment shall be levied was heard at the public hearing; and

WHEREAS, all other findings required by law have already been made, including, but not limited to, any findings required by California Water Code § 60231; and

WHEREAS, the Board desires to move forward with the levy of a Replenishment Assessment for the upcoming year.

NOW, THEREFORE, BE IT RESOLVED AND DECLARED BY THE BOARD OF DIRECTORS OF THE WATER REPLENISHMENT DISTRICT OF SOUTHERN CALIFORNIA AS FOLLOWS:

1. That said Board pursuant to §60315 of the Water Code of the State of California finds as follows:
 - a) The annual overdraft of the preceding water year, Fiscal Year beginning July 1, 2020, through June 30, 2021 was 153,865 acre-feet as provided in the 2022 ESR and any updates.
 - b) The estimated annual overdraft for the current water year, Fiscal Year beginning July 1, 2021, through June 30, 2022, is 101,800 acre-feet as provided in the 2022 ESR and any updates.

- c) The estimated annual overdraft for the ensuing water year, Fiscal Year beginning July 1, 2022, through June 30, 2023), is 77,800 acre-feet as provided in the 2022 ESR and any updates.
- d) The accumulated overdraft as of the last day of the preceding water year was 809,140 acre-feet as provided in the 2022 ESR and any updates.
- e) The estimated accumulated overdraft as of the last day of the current water year is 823,200 acre-feet as provided in the 2022 ESR and any updates.
- f) The total production of groundwater from the groundwater supplies within the District during the preceding water year was 213,623 acre-feet as provided in the 2022 ESR and any updates.
- g) The estimated total production of groundwater from groundwater supplies within the District for the current water year is 223,000 acre-feet as provided in the 2022 ESR and any updates.
- h) The estimated total production of groundwater from the groundwater supplies within the District for the ensuing water year is also 223,000 acre-feet as provided in the 2022 ESR and any updates.
- i) Water Year 2020/21 had below normal precipitation, increased pumping, and a below average amount of replenishment by WRD. Therefore, groundwater levels dropped on average 3.9 feet District wide. This led to a decrease in groundwater storage of approximately 66,900 AF. The 2022 ESR and any updates provide details of water levels and basin conditions.
- j) The District is currently experiencing 123% of normal rainfall through January 31, 2022. Water levels in the Montebello Forebay rose nearly 17 feet by the start of the winter season and are presently about 8.8 feet higher than the previous water year (January 2021). Basin conditions have not changed much over the past couple water years and are still below pre-drought conditions. The 2022 ESR and any updates provide details of water levels and basin conditions.
- k) The quantity of water that should be purchased by the District for the replenishment of the groundwater supplies of the District during the ensuing water year is 92,100 acre-feet, which includes 64,100 acre-feet at the spreading grounds and 28,000 acre-feet at the seawater barrier wells. Details of the calculations for these amounts are presented in the 2022 ESR and any updates, and on budget discussions with the Board and BAC.
- l) The source and estimated cost of the water available for the replenishment described in Section (k) is presented in the 2022 ESR and any updates.

- m) The estimated net costs of replenishing the groundwater supplies with the water so purchased is \$38,953,458 (including Dominguez Gap Barrier water). The derivation of this amount is described in the 2022 ESR, the 2022 Cost of Service Report, and any updates to these documents, and on Board and BAC decisions at various public meetings. The estimated rate of the replenishment assessment required to fund these purchases based on the anticipated pumping in the ensuing year described in Section (h) is \$183 per acre-foot of groundwater pumped.

The estimated additional costs to the District for its replenishment program costs, estimated capital costs, and other costs relating to the replenishment of the groundwater supplies, are \$41,021,240. The estimated rate of the replenishment assessment required to fund these costs based on the anticipated pumping in the ensuing year described in Section (h) is \$193 per acre-foot of groundwater pumped. A listing of the projects and programs and their intended objective – replenishment and/or clean water – is provided in the 2022 ESR and Cost of Service Reports, and any updates to these documents.

- n) It is not anticipated that additional replenishment funds need to be raised in the ensuing year for future replenishment water that should be purchased in the ensuing year but cannot be purchased due to an anticipated unavailability of replenishment water in the ensuing year.
- o) The estimated rate of the replenishment assessment required to be levied upon the production of groundwater from the groundwater supplies within the District during the ensuing fiscal year for the purposes of accomplishing replenishment activities (replenishment water plus replenishment projects and programs) is \$376 per acre-foot.
- p) Contaminants should be removed from groundwater supplies during the ensuing fiscal year pursuant to the District's projects and programs described in the 2022 ESR and any updates, the District's capital improvement program, and the District's proposed annual budget document. The estimated costs to the District for the groundwater quality program for the FY 2022/23 fiscal year are estimated at \$7,498,570 . The estimated additional rate of replenishment assessment required to be levied upon the production of groundwater from the groundwater supplies within the District during the ensuing fiscal year for those purposes is \$35 per acre-foot.
- q) The programs for the removal of contaminants or other actions under Water Code § 60224 are multi-year programs.

- r) The estimated amount of reserves on hand at the end of the FY 2022/23 will not exceed the applicable limitations provided in Water Code Sections 60290.
2. After accounting for other revenue, possible debt financing, or use of reserves, the estimated rate of the replenishment assessment required to be levied upon the production of groundwater from the groundwater supplies within the District during the ensuing FY 2022/23, for the purpose of accomplishing such replenishment and water quality programs by the District is \$411 per acre-foot of yearly groundwater production. After accounting for the use of an estimated \$12,510,500 in other revenue, said replenishment assessment will produce the approximate necessary funds to pay the following costs: \$376 per acre-foot for the cost of purchasing water, financing capital improvement projects and other costs relating to accomplishing groundwater replenishment, \$35 per acre-foot for clean water programs. Of the \$376 per acre-foot allocated to accomplishing groundwater replenishment, \$90 per acre-foot is allocated to capital projects. Of the \$35 per acre-foot allocated to clean water programs, \$6 per acre-foot may be allocated to capital projects. General and administrative expenses of the District will be met on a pro tanto basis given each function's (replenishment and clean water) load factor on operations.
 3. Prior to accounting for other revenue, possible debt financing, or use of reserves, the entire cost of purchasing water for replenishment for the ensuing fiscal year shall be paid for by the assessment identified in Section 2 above. The cost of removing contaminants from groundwater supplies and taking other actions authorized under Water Code § 60224 shall be paid for by the assessment identified in Section 2 above, from possible debt financing for capital improvement projects, and from reserve funds as necessary maintained in accordance with Water Code § 60290. The costs of those capital projects to be undertaken in the ensuing fiscal year, but for which no capital construction accounts have been established pursuant to Water Code § 60291, shall also be paid for by the reserve fund maintained in accordance with Water Code § 60290.
 4. All of the estimated costs for the ensuing fiscal year for water replenishment programs and for groundwater quality programs by the District as found in Section 1 of this Resolution shall be paid for by a replenishment assessment levied pursuant to Water Code § 60317 and by the reserve fund maintained in accordance with Water Code § 60290. **There is hereby levied on the production of groundwater from groundwater supplies within the District during the fiscal year commencing July 1, 2022, and ending June 30, 2023, a replenishment assessment in the amount of \$411 per acre-foot produced during said fiscal year.**
 5. This Replenishment Assessment complies with the California Environmental Quality Act ("CEQA"), based on any one of the following grounds:

- (a) That the District's groundwater replenishment program is exempt from CEQA pursuant to CEQA Guidelines §15261(a), in that it is an ongoing project commencing at a date such that an environmental impact report has not been required, and the FY 2022/23 program is part of that ongoing project.
 - (b) Funds generated by the RA will be used for (1) operating expenses, (2) financial reserve needs, (3) purchasing or leasing of, equipment, materials and supplies, and (4) funds for capital projects necessary to maintain service within existing service areas. That Finding is based on documents and information provided in the record of these proceedings, including but not limited to the annual ESR, the 2022 Cost of Service Report, the proposed 2022/23 budget, and the staff's written reports and PowerPoint presentations to the Board. Further, the funds raised by the RA will not be used to expand the area or territory in which the District provides services or to fund capital projects that would expand the District's service area or system. Accordingly, the District finds that its adoption of this resolution exempt from CEQA pursuant to, among other bases, CEQA Section 20180(b) (8) and CEQA Guidelines 15261 and 15273, and the Board directs staff to file an appropriate Notice of Exemption.
 - (c) Notwithstanding the exemptions cited above, an Environmental Impact Report ("EIR") for the District's groundwater replenishment program was previously prepared and that EIR and program have been approved by the District's Board. Subsequent to the preparation of that EIR, the District prepared and certified a number of Mitigated Negative Declarations and Negative Declarations for various water quality and water supply projects (collectively, the "NDs"). The District has examined the imposition of a water replenishment assessment for the FY 2022/23 to determine whether an additional environmental document must be prepared. Based on this examination, the 2022 Engineering Survey and Report and all other evidence in the administrative record of the District's proceedings herein, the District concludes that: (1) the imposition of a water replenishment assessment for the FY 2022/23 would not have any effects that were not examined in the EIR and NDs; (2) pursuant to CEQA Guidelines §15162, no new effects would occur and no new mitigation measures would be required; and (3) the imposition of a water replenishment assessment for the FY 2022/23 fiscal year is within the scope of the groundwater replenishment program covered by the EIR and NDs and such activity is adequately described in said EIR, and no new environmental document is required.
6. The Replenishment Assessment will be imposed on persons and entities that extract groundwater from the Central Basin and West Coast Basin. Extraction of groundwater from those Basins is governed by court judgments entered in 1962 and 1965 pursuant to groundwater adjudication lawsuits. Those judgments

granted certain parties an allocation to pump water based on prescriptive water rights and not based on any aspect of ownership of land overlying either Basin. Accordingly, since the pumping rights granted by the Judgments were based on prescriptive water rights, the parties do not pump the groundwater pursuant to any tenancy or fee interest in the overlying land or any rights that attach as a result of a tenancy or fee interest in overlying land. Further, neither of the Judgments for the Central and West Coast Basins included a determination of the amount or extent to which any party to said Judgment may extract groundwater from said basin without exceeding the natural safe yield of said basin.

7. The purpose of the Replenishment Assessment is to fund the District's water basin management services. These services are a package of services that make high quality water available to those exercising adjudicated pumping rights and consist of: monitoring the level and quality of groundwater in the basins; purchasing and producing water needed to replenish the basins; preventing seawater contamination of the groundwater supply; funding replenishment operations; and other activities that make the basins a reliable and low-cost source of safe, high-quality water. Every activity of the District is a part of the water basin management services.

The water basin management services benefit those charged. All persons receiving the services or benefitting from the services by exercising pumping allocations are subject to the Replenishment Assessment. Services are not provided to those who are not charged the Replenishment Assessment and do not benefit those who are not charged the Replenishment Assessment. The amount of the Replenishment Assessment does not exceed the District's reasonable costs to provide services, confer benefits and/or grant privileges as described in this paragraph. Consequently, the Replenishment Assessment is not a "tax" within the meaning of Article XIII C, Section 1(e) of the California Constitution.

Pursuant to the recent California Supreme Court decision in *City of San Buenaventura v. United Water Conservation District*, the District does not believe that its replenishment assessment is a "property-related fee" subject to the requirements of Article XIII D, Section 6 of the California Constitution (Proposition 218). Notwithstanding this, in the interest of public participation, the District has conducted a noticed public hearing with respect to the replenishment assessment. The fact the District has done so should not be interpreted to mean that the District believes that the requirements of Article XIII D, Section 6 apply to the replenishment assessment.

The Board also makes the following findings:

- (a) Notice of the May 3, 2022, Public Hearing was mailed by the District to the holders of adjudicated pumping rights in the basins.


- (b) The purpose of this mailing was to ensure that every adjudicated pumping rights holder in the basins was kept informed of the Replenishment Assessment proposal.
- (c) On April 21, 2022, the Board opened the Public Hearing, provided an opportunity for oral and written comment, and then continued to the Public Hearing to May 3, 2022.
- (d) On May 3, 2022, the Board considered all written testimony and protests and heard oral comments from all who wished to speak regarding the proposed Replenishment Assessment.
- (e) From the date the hearing notice was mailed through the close of the public testimony portion of the Public Hearing on May 3, 2022, the District accepted written testimony and protests, all of which were entered into the record of the Public Hearing and made available for inspection by the public and by members of the Board.
- (f) The Board determines that it has not received written protests from a majority of active pumpers.
- (g) The rate of the Replenishment Assessment is such that proceeds of the Replenishment Assessment will not exceed the funds required to provide the water basin management services.
- (h) Revenues derived from the Replenishment Assessment will not be used for any purpose other than providing water basin management services.
- (i) The amount of the Replenishment Assessment imposed upon any parcel or person does not exceed the proportional cost of water basin management services attributable to that parcel or person.
- (j) No Replenishment Assessment is imposed upon any person who neither actually uses water basin management services nor has water basin management services immediately available to them.
- (k) Water basin management services are not a "general government service" that is available to the general public.
- (l) The Board notes that, in addition to replenishment assessment proceeds, the District receives an allocation of ad valorem property tax revenues. It is the intent of the Board that the District's Grants and Sponsorship Program, memberships and dues, water education expenses, and other community programs, be funded from these property tax revenues.

[RECORD OF THE VOTE AND SIGNATURES ON FOLLOWING PAGE]

PASSED, APPROVED AND ADOPTED THIS 3rd day of May 2022 by the following vote:

AYES: 5
NOES: 0
ABSENT: 0
ABSTAIN: 0

WATER REPLENISHMENT DISTRICT OF SOUTHERN CALIFORNIA



Board President

ATTEST:




Board Secretary

May 3, 2022

DATE



APPROVED AS TO FORM:



Leal, Trejo APC, Attorneys for the Water
Replenishment District of Southern California



Officers and Board of Directors:

Paul DiMaggio, President
 James Crawford, Vice President
 Dan Arrighi, Treasurer
 Anthony C. Zampelio, Executive Secretary

Korey Bradbury
 Mark Grajeda
 Michael Gualtieri
 Frank Heldman
 Derek Nguyen
 David Schickling
 Dean Wang

INVOICE

Cities:

Artesia	Norwalk
Bellflower	Paramount
Cerritos	Pico Rivera
Commerce	Santa Fe Springs
Compton	Signal Hill
Downey	South Gate
Lakewood	Vernon
Long Beach	Whittier
Lynwood	

DATE	DUE DATE
July 1, 2022	Upon Receipt

Public Water Districts:

Central Basin Municipal Water District
 La Habra Heights County Water District
 Orchard Dale Water District
 Pico Water District
 South Montebello Irrigation District

San Gabriel Valley Water Company
P.O. Box 6010
El Monte, CA 91734

Handwritten signature and date: 7-6-22

Public Utilities:

California-American Water Company
 California Domestic Water Company
 California Water Service Company
 California Water Service Company (Dominguez)
 Golden State Water Company
 Liberty Utilities
 Los Angeles Department of Water and Power
 San Gabriel Valley Water Company
 Suburban Water Systems

Attention: Mr. Dan Arrighi

Handwritten signature and date: 7-6-22

Mutual Water Companies:

Bellflower-Somerset Mutual Water Company
 Maywood Mutual Water Company No. 2
 Montebello Land & Water Company
 Tract No. 100 Mutual Water Company
 Tract No. 349 Mutual Water Company
 Walnut Park Mutual Water Company

Industries:

Baker Commodities Inc.
 Coast Packing Company
 Newark Group Industries Inc.

Associate Members:

Geoscience
 John Robinson Consulting Inc.
 PABCO Paper
 SA Associates
 T.E. Roberts Inc.
 Water Replenishment District
 of Southern California
 Wood Rodgers, Inc.
 Workman Mill Investment Company

Honorary Life Members:

James B. Glancy
 Brennan S. Thomas
 Frank H. Wheelock
 Carl F. Fossette
 Clyde N. Moore
 William W. Franklin
 John G. Joham, Jr.

DESCRIPTION	AMOUNT
FISCAL YEAR 2022-2023	
Producer Member Dues	\$50.00
Assessment 2,569.42*	\$1,361.79
(June 2021 APA 2,565.35 AF * \$0.53/AF)	\$1,359.64
* SOWWC PURCHASED 4.07 AF FROM METRO-H2O ON 7/14/21.	
(36% Non-Deductible)	
TOTAL DUE	\$1,409.64 \$1,411.79 ✓

Please remit payment to:
Central Basin Water Association
P.O. Box 1329
Azusa, CA 91702

Wire or ACH Transfers Info.:
Bank Name: Citizens Business Bank
Bank City/State: Covina, CA
Bank aba#: 122234149 (nine digits)
Beneficiary Party: Central Basin Water Association
Beneficiary Party Acct. No.: 91100762



**CENTRAL BASIN
WATERMASTER**

San Gabriel Valley Water Company
P.O. Box 6010
El Monte, CA 91734-2010
Attn: Dan Arrighi

Customer ID 4330-WM
Invoice Date 6/2/2022
Due Date 7/12/2022
Invoice No. CBWM22-0119

INVOICE

**Central Basin Watermaster
2022-2023 Budget**

2022-2023 Central Basin Watermaster Service - Administrative Body <i>(\$20 Flat Fee + Proportional Share of Remaining Administrative Body Budget)</i>	\$	3,018.21
2022-2023 Central Basin Watermaster Service - Water Rights Panel <i>(\$0.30 per acre-foot of Allowed Pumping Allocation)</i>	\$	769.61
2022-2023 Watermaster Charges	\$	3,787.82
Past Due Amount (includes 5% Administrative Body Penalty)		
2021-2022 Watermaster Assessment	\$	0.00
2020-2021 Watermaster Assessment	\$	0.00
2019-2020 Watermaster Assessment	\$	0.00
2018-2019 Watermaster Assessment	\$	0.00
2017-2018 Watermaster Assessment	\$	0.00
2016-2017 Watermaster Assessment	\$	0.00
2015-2016 Watermaster Assessment	\$	0.00
2014-2015 Watermaster Assessment	\$	0.00
Past Due Total	\$	0.00
Total Due	\$	3,787.82

*Arrighi
6-6-22*

↓
←

(To ensure proper credit, please detach and mail bottom portion with payment)

Invoice Total: \$3,787.82

San Gabriel Valley Water Company
P.O. Box 6010
El Monte, CA 91734-2010

Customer ID 4330-WM
Invoice Date 6/2/2022
Due Date 7/12/2022
Invoice No. CBWM22-0119

Make checks payable to:
Water Replenishment District of Southern California

Enclosed is Check No. _____ in the amount of \$ _____

Please Remit to:

Water Replenishment District of Southern California
Central Basin Watermaster
4040 Paramount Boulevard
Lakewood, CA 9071