


Received \_\_\_\_\_

Examined \_\_\_\_\_

U# \_\_\_\_\_



2010  
ANNUAL REPORT  
OF  
DISTRICT WATER SYSTEM OPERATIONS  
OF  
CALIFORNIA WATER SERVICE COMPANY

1720 North First Street  
SAN JOSE, CALIFORNIA 95112-4598

Kernville, Arden, Bodfish  
Squirrel Mtn, Split Mtn, Southlake,  
Onyx, Mtn Shadows, Lakeland  
and Ponderosa Pine Kern Co.  
(TOWN OR CITY) (County)

Name of District: Kern River Valley

Location: and Ponderosa Pine Kern Co.  
(TOWN OR CITY) (County)

TO THE  
PUBLIC UTILITIES COMMISSION  
STATE OF CALIFORNIA  
FOR THE  
YEAR ENDED DECEMBER 31, 2010

REPORT MUST BE FILED NOT LATER THAN MARCH 31, 2011



Acct	Description	Beg of YR bal	Additions	Retirements	Other	End of YR
<b>I. INTANGIBLE PLANT</b>						
301	ORGANIZATION	0.00				0.00
302	FRANCHISES AND CONSENTS	0.00				0.00
303	OTHER INTANGIBLE PLANT	76,506.88				76,506.88
	<b>TOTAL INTANGIBLE PLANT</b>	<b>76,506.88</b>				<b>76,506.88</b>
<b>II. LAND PLANT</b>						
306	LAND AND LAND RIGHTS	332,717.82				332,717.82
<b>III. SOURCE OF SUPPLY PLANT</b>						
311	STRUCTURES AND IMPROVEMENTS	0.00				0.00
312	COLLECTING AND IMPOUNDING RES	0.00				0.00
313	LAKE, RIVER AND OTHER INTAKES	11,996.11				11,996.11
315	WELLS	1,403,710.44				1,403,710.44
316	SUPPLY MAINS	114,968.88				114,968.88
	<b>TOTAL SOURCE OF SUPPLY PLANT</b>	<b>1,530,675.43</b>				<b>1,530,675.43</b>
<b>IV. PUMPING PLANT</b>						
321	STRUCTURES AND IMPROVEMENTS	1,785.57	11,910.76			13,696.33
3211	PAVEMENT	0.00				0.00
324	PUMPING EQUIPMENT	1,098,833.42	223,890.74	-11,510.22		1,311,213.94
325	OTHER PUMPING PLANT	6,560.03				6,560.03
	<b>TOTAL PUMPING PLANT</b>	<b>1,107,179.02</b>	<b>235,801.50</b>	<b>-11,510.22</b>		<b>1,331,470.30</b>
<b>V. WATER TREATMENT PLANT</b>						
331	STRUCTURES AND IMPROVEMENTS	19,043.58				19,043.58
332	WATER TREATMENT EQUIPMENT	5,434,741.42				5,434,741.42
	<b>TOTAL WATER TREATMENT PLANT</b>	<b>5,453,785.00</b>				<b>5,453,785.00</b>
<b>VI. TRANS AND DIST PLANT</b>						
341	STRUCTURES AND IMPROVEMENTS	37,492.49				37,492.49
3411	PAVEMENT	0.00				0.00
342	RESERVOIRS AND TANKS	1,825,197.45	232,087.39			2,057,284.84
3421	TANK PAINTING	380,326.00	58,653.40			438,979.40
343	TRANS AND DIST MAINS	3,103,516.57	1,057,395.86	-46,189.52		4,114,722.91
344	FIRE MAINS	0.00				0.00
345	SERVICES	262,067.66	56,255.77		-14,016.06	304,307.37
346	METERS	15,597.39				15,597.39
348	HYDRANTS	3,274.30				3,274.30
	<b>TOTAL TRANS AND DIST PLANT</b>	<b>5,627,471.86</b>	<b>1,404,392.42</b>	<b>-46,189.52</b>	<b>-14,016.06</b>	<b>6,971,658.70</b>
<b>VII. GENERAL PLANT</b>						
371	STRUCTURES AND IMPROVEMENTS	177,609.49				177,609.49
3711	PAVEMENT	0.00				0.00
3720	OFFICE FURNITURE AND EQUIPMENT	50,392.90	2,400.24	-1,296.99		51,496.15
3721	OFFICE EQUIPMENT - COMPUTERS	10,735.68				10,735.68
3722	COMPUTER SOFTWARE	0.00				0.00
373	TRANSPORTATION EQUIPMENT	360,290.02				360,290.02
374	STORES EQUIPMENT	0.00				0.00
375	LABORATORY EQUIPMENT	5,785.42				5,785.42
376	COMMUNICATION EQUIPMENT	21,758.84				21,758.84
377	POWER OPERATED EQUIPMENT	0.00				0.00
378	TOOLS, SHOP AND GARAGE EQUIP	178,522.79		-5,574.09		172,948.70
379	OTHER GENERAL PLANT	29,080.08				29,080.08
380	LEASED PROPERTY	0.00				0.00
	<b>TOTAL OTHER GENERAL PLANT</b>	<b>834,175.22</b>	<b>2,400.24</b>	<b>-6,871.08</b>		<b>829,704.38</b>
<b>VIII. UNDISTRIBUTED ITEMS</b>						
390	OTHER TANGIBLE PROPERTY	170.34				170.34
391	UTILITY PLANT PURCHASED	0.00				0.00
	DIST GO PLANT ALLOCATION	627,825.95	82,953.36	-73,462.42	200.88	637,517.77
	OTHER GO PLANT ALLOCATION	0.00	0.00	0.00	0.00	0.00
	<b>TOTAL UNDISTRIBUTED ITEMS</b>	<b>627,996.29</b>	<b>82,953.36</b>	<b>-73,462.42</b>	<b>200.88</b>	<b>637,688.11</b>
	<b>TOTAL UTILITY PLANT IN SERVICE</b>	<b>15,590,507.52</b>	<b>1,725,547.52</b>	<b>-138,033.24</b>	<b>-13,815.18</b>	<b>17,164,206.62</b>



Acct	Description	Beg of YR bal	Additions	Retirements	Other	End of YR
<b>I. INTANGIBLE PLANT</b>						
301	ORGANIZATION	856.00				856.00
302	FRANCHISES AND CONSENTS	0.00				0.00
303	OTHER INTANGIBLE PLANT	0.00				0.00
	TOTAL INTANGIBLE PLANT	856.00				856.00
<b>II. LAND PLANT</b>						
306	LAND AND LAND RIGHTS	3,000.00				3,000.00
<b>III. SOURCE OF SUPPLY PLANT</b>						
311	STRUCTURES AND IMPROVEMENTS	0.00				0.00
312	COLLECTING AND IMPOUNDING RES	0.00				0.00
313	LAKE, RIVER AND OTHER INTAKES	0.00				0.00
315	WELLS	19,933.68				19,933.68
316	SUPPLY MAINS	18,532.00				18,532.00
	TOTAL SOURCE OF SUPPLY PLANT	38,465.68				38,465.68
<b>IV. PUMPING PLANT</b>						
321	STRUCTURES AND IMPROVEMENTS	4,118.00				4,118.00
3211	PAVEMENT	0.00				0.00
324	PUMPING EQUIPMENT	57,648.63				57,648.63
325	OTHER PUMPING PLANT	0.00				0.00
	TOTAL PUMPING PLANT	61,766.63				61,766.63
<b>V. WATER TREATMENT PLANT</b>						
331	STRUCTURES AND IMPROVEMENTS	0.00				0.00
332	WATER TREATMENT EQUIPMENT	1,041.00				1,041.00
	TOTAL WATER TREATMENT PLANT	1,041.00				1,041.00
<b>VI. TRANS AND DIST PLANT</b>						
341	STRUCTURES AND IMPROVEMENTS	0.00				0.00
3411	PAVEMENT	0.00				0.00
342	RESERVOIRS AND TANKS	70,008.81				70,008.81
3421	TANK PAINTING	0.00				0.00
343	TRANS AND DIST MAINS	362,200.00				362,200.00
344	FIRE MAINS	0.00				0.00
345	SERVICES	63,277.32				63,277.32
346	METERS	30,645.36				30,645.36
348	HYDRANTS	30,455.71				30,455.71
	TOTAL TRANS AND DIST PLANT	556,587.20				556,587.20
<b>VII. GENERAL PLANT</b>						
371	STRUCTURES AND IMPROVEMENTS	0.00				0.00
3711	PAVEMENT	0.00				0.00
3720	OFFICE FURNITURE AND EQUIPMENT	0.00				0.00
3721	OFFICE EQUIPMENT - COMPUTERS	0.00				0.00
3722	COMPUTER SOFTWARE	0.00				0.00
373	TRANSPORTATION EQUIPMENT	0.00				0.00
374	STORES EQUIPMENT	0.00				0.00
375	LABORATORY EQUIPMENT	0.00				0.00
376	COMMUNICATION EQUIPMENT	0.00				0.00
377	POWER OPERATED EQUIPMENT	0.00				0.00
378	TOOLS, SHOP AND GARAGE EQUIP	0.00				0.00
379	OTHER GENERAL PLANT	0.00				0.00
380	LEASED PROPERTY	0.00				0.00
	TOTAL OTHER GENERAL PLANT	0.00				0.00
<b>VIII. UNDISTRIBUTED ITEMS</b>						
390	OTHER TANGIBLE PROPERTY	0.00				0.00
391	UTILITY PLANT PURCHASED	0.00				0.00
	OTHER GO PLANT ALLOCATION	0.00	0.00	0.00	0.00	0.00
	TOTAL UNDISTRIBUTED ITEMS	0.00	0.00	0.00	0.00	0.00
	TOTAL UTILITY PLANT IN SERVICE	661,716.51		0.00		661,716.51



Acct	Description	Beg of YR bal	Additions	Retirements	Other	End of YR
<b>I. INTANGIBLE PLANT</b>						
301	ORGANIZATION	500.00				500.00
302	FRANCHISES AND CONSENTS	0.00				0.00
303	OTHER INTANGIBLE PLANT	8,030.03				8,030.03
	TOTAL INTANGIBLE PLANT	8,530.03				8,530.03
<b>II. LAND PLANT</b>						
306	LAND AND LAND RIGHTS	3,301.92				3,301.92
<b>III. SOURCE OF SUPPLY PLANT</b>						
311	STRUCTURES AND IMPROVEMENTS	0.00				0.00
312	COLLECTING AND IMPOUNDING RES	0.00				0.00
313	LAKE, RIVER AND OTHER INTAKES	0.00				0.00
315	WELLS	468,215.82				468,215.82
316	SUPPLY MAINS	0.00				0.00
	TOTAL SOURCE OF SUPPLY PLANT	468,215.82				468,215.82
<b>IV. PUMPING PLANT</b>						
321	STRUCTURES AND IMPROVEMENTS	0.00				0.00
3211	PAVEMENT	0.00				0.00
324	PUMPING EQUIPMENT	135,498.84				135,498.84
325	OTHER PUMPING PLANT	0.00				0.00
	TOTAL PUMPING PLANT	135,498.84				135,498.84
<b>V. WATER TREATMENT PLANT</b>						
331	STRUCTURES AND IMPROVEMENTS	0.00				0.00
332	WATER TREATMENT EQUIPMENT	94,720.91				94,720.91
	TOTAL WATER TREATMENT PLANT	94,720.91				94,720.91
<b>VI. TRANS AND DIST PLANT</b>						
341	STRUCTURES AND IMPROVEMENTS	0.00				0.00
3411	PAVEMENT	0.00				0.00
342	RESERVOIRS AND TANKS	450,800.02				450,800.02
3421	TANK PAINTING	0.00				0.00
343	TRANS AND DIST MAINS	382,207.74				382,207.74
344	FIRE MAINS	0.00				0.00
345	SERVICES	24,357.24				24,357.24
346	METERS	11,240.29				11,240.29
348	HYDRANTS	14,825.36				14,825.36
	TOTAL TRANS AND DIST PLANT	883,430.65				883,430.65
<b>VII. GENERAL PLANT</b>						
371	STRUCTURES AND IMPROVEMENTS	0.00				0.00
3711	PAVEMENT	0.00				0.00
3720	OFFICE FURNITURE AND EQUIPMENT	0.00				0.00
3721	OFFICE EQUIPMENT - COMPUTERS	0.00				0.00
3722	COMPUTER SOFTWARE	0.00				0.00
373	TRANSPORTATION EQUIPMENT	0.00				0.00
374	STORES EQUIPMENT	0.00				0.00
375	LABORATORY EQUIPMENT	0.00				0.00
376	COMMUNICATION EQUIPMENT	0.00				0.00
377	POWER OPERATED EQUIPMENT	0.00				0.00
378	TOOLS, SHOP AND GARAGE EQUIP	0.00				0.00
379	OTHER GENERAL PLANT	0.00				0.00
380	LEASED PROPERTY	0.00				0.00
	TOTAL OTHER GENERAL PLANT	0.00				0.00
<b>VIII. UNDISTRIBUTED ITEMS</b>						
390	OTHER TANGIBLE PROPERTY	0.00				0.00
391	UTILITY PLANT PURCHASED	0.00				0.00
	DIST GO PLANT ALLOCATION	0.00	0.00	0.00	0.00	0.00
	OTHER GO PLANT ALLOCATION	0.00	0.00	0.00	0.00	0.00
	TOTAL UNDISTRIBUTED ITEMS	0.00				0.00
	TOTAL UTILITY PLANT IN SERVICE	1,593,698.17		0.00		1,593,698.17



Acct	Description	Beg of YR bal	Additions	Retirements	Other	End of YR
<b>I. INTANGIBLE PLANT</b>						
301	ORGANIZATION	3,060.94				3,060.94
302	FRANCHISES AND CONSENTS	0.00				0.00
303	OTHER INTANGIBLE PLANT	0.00				0.00
	<b>TOTAL INTANGIBLE PLANT</b>	<b>3,060.94</b>				<b>3,060.94</b>
<b>II. LAND PLANT</b>						
306	LAND AND LAND RIGHTS	1,000.00				1,000.00
<b>III. SOURCE OF SUPPLY PLANT</b>						
311	STRUCTURES AND IMPROVEMENTS	0.00				0.00
312	COLLECTING AND IMPOUNDING RES	0.00				0.00
313	LAKE, RIVER AND OTHER INTAKES	0.00				0.00
315	WELLS	9,335.84				9,335.84
316	SUPPLY MAINS	0.00				0.00
	<b>TOTAL SOURCE OF SUPPLY PLANT</b>	<b>9,335.84</b>				<b>9,335.84</b>
<b>IV. PUMPING PLANT</b>						
321	STRUCTURES AND IMPROVEMENTS	0.00				0.00
3211	PAVEMENT	0.00				0.00
324	PUMPING EQUIPMENT	29,242.48				29,242.48
325	OTHER PUMPING PLANT	0.00				0.00
	<b>TOTAL PUMPING PLANT</b>	<b>29,242.48</b>				<b>29,242.48</b>
<b>V. WATER TREATMENT PLANT</b>						
331	STRUCTURES AND IMPROVEMENTS	0.00				0.00
332	WATER TREATMENT EQUIPMENT	24,907.18				24,907.18
	<b>TOTAL WATER TREATMENT PLANT</b>	<b>24,907.18</b>				<b>24,907.18</b>
<b>VI. TRANS AND DIST PLANT</b>						
341	STRUCTURES AND IMPROVEMENTS	0.00				0.00
3411	PAVEMENT	0.00				0.00
342	RESERVOIRS AND TANKS	96,493.50				96,493.50
3421	TANK PAINTING	0.00				0.00
343	TRANS AND DIST MAINS	60,940.27				60,940.27
344	FIRE MAINS	0.00				0.00
345	SERVICES	13,468.56				13,468.56
346	METERS	5,297.05				5,297.05
348	HYDRANTS	5,579.17				5,579.17
	<b>TOTAL TRANS AND DIST PLANT</b>	<b>181,778.55</b>				<b>181,778.55</b>
<b>VII. GENERAL PLANT</b>						
371	STRUCTURES AND IMPROVEMENTS	0.00				0.00
3711	PAVEMENT	0.00				0.00
3720	OFFICE FURNITURE AND EQUIPMENT	0.00				0.00
3721	OFFICE EQUIPMENT - COMPUTERS	0.00				0.00
3722	COMPUTER SOFTWARE	0.00				0.00
373	TRANSPORTATION EQUIPMENT	0.00				0.00
374	STORES EQUIPMENT	0.00				0.00
375	LABORATORY EQUIPMENT	0.00				0.00
376	COMMUNICATION EQUIPMENT	0.00				0.00
377	POWER OPERATED EQUIPMENT	0.00				0.00
378	TOOLS, SHOP AND GARAGE EQUIP	0.00				0.00
379	OTHER GENERAL PLANT	0.00				0.00
380	LEASED PROPERTY	0.00				0.00
	<b>TOTAL OTHER GENERAL PLANT</b>	<b>0.00</b>				<b>0.00</b>
<b>VIII. UNDISTRIBUTED ITEMS</b>						
390	OTHER TANGIBLE PROPERTY	0.00				0.00
391	UTILITY PLANT PURCHASED	0.00				0.00
	DIST GO PLANT ALLOCATION	0.00	0.00	0.00	0.00	0.00
	OTHER GO PLANT ALLOCATION	0.00	0.00	0.00	0.00	0.00
	<b>TOTAL UNDISTRIBUTED ITEMS</b>	<b>0.00</b>				<b>0.00</b>
	<b>TOTAL UTILITY PLANT IN SERVICE</b>	<b>249,324.99</b>		<b>0.00</b>		<b>249,324.99</b>



Acct	Description	Beg of YR bal	Additions	Retirements	Other	End of YR
<b>I. INTANGIBLE PLANT</b>						
301	ORGANIZATION	500.00				500.00
302	FRANCHISES AND CONSENTS	0.00				0.00
303	OTHER INTANGIBLE PLANT	0.00				0.00
	TOTAL INTANGIBLE PLANT	500.00				500.00
<b>II. LAND PLANT</b>						
306	LAND AND LAND RIGHTS	7,492.80				7,492.80
<b>III. SOURCE OF SUPPLY PLANT</b>						
311	STRUCTURES AND IMPROVEMENTS	0.00				0.00
312	COLLECTING AND IMPOUNDING RES	0.00				0.00
313	LAKE, RIVER AND OTHER INTAKES	0.00				0.00
315	WELLS	91,813.59				91,813.59
316	SUPPLY MAINS	1,293.00				1,293.00
	TOTAL SOURCE OF SUPPLY PLANT	93,106.59				93,106.59
<b>IV. PUMPING PLANT</b>						
321	STRUCTURES AND IMPROVEMENTS	0.00				0.00
3211	PAVEMENT	0.00				0.00
324	PUMPING EQUIPMENT	94,708.75				94,708.75
325	OTHER PUMPING PLANT	0.00				0.00
	TOTAL PUMPING PLANT	94,708.75				94,708.75
<b>V. WATER TREATMENT PLANT</b>						
331	STRUCTURES AND IMPROVEMENTS	0.00				0.00
332	WATER TREATMENT EQUIPMENT	24,171.96				24,171.96
	TOTAL WATER TREATMENT PLANT	24,171.96				24,171.96
<b>VI. TRANS AND DIST PLANT</b>						
341	STRUCTURES AND IMPROVEMENTS	0.00				0.00
3411	PAVEMENT	0.00				0.00
342	RESERVOIRS AND TANKS	157,574.36				157,574.36
3421	TANK PAINTING	0.00				0.00
343	TRANS AND DIST MAINS	334,744.35				334,744.35
344	FIRE MAINS	0.00				0.00
345	SERVICES	20,255.16				20,255.16
346	METERS	17,422.87				17,422.87
348	HYDRANTS	1,936.64				1,936.64
	TOTAL TRANS AND DIST PLANT	531,933.38				531,933.38
<b>VII. GENERAL PLANT</b>						
371	STRUCTURES AND IMPROVEMENTS	0.00				0.00
3711	PAVEMENT	0.00				0.00
3720	OFFICE FURNITURE AND EQUIPMENT	0.00				0.00
3721	OFFICE EQUIPMENT - COMPUTERS	0.00				0.00
3722	COMPUTER SOFTWARE	0.00				0.00
373	TRANSPORTATION EQUIPMENT	0.00				0.00
374	STORES EQUIPMENT	0.00				0.00
375	LABORATORY EQUIPMENT	0.00				0.00
376	COMMUNICATION EQUIPMENT	0.00				0.00
377	POWER OPERATED EQUIPMENT	0.00				0.00
378	TOOLS, SHOP AND GARAGE EQUIP	0.00				0.00
379	OTHER GENERAL PLANT	0.00				0.00
380	LEASED PROPERTY	0.00				0.00
	TOTAL OTHER GENERAL PLANT	0.00				0.00
<b>VIII. UNDISTRIBUTED ITEMS</b>						
390	OTHER TANGIBLE PROPERTY	0.00				0.00
391	UTILITY PLANT PURCHASED	0.00				0.00
	DIST GO PLANT ALLOCATION	0.00	0.00	0.00	0.00	0.00
	OTHER GO PLANT ALLOCATION	0.00	0.00	0.00	0.00	0.00
	TOTAL UNDISTRIBUTED ITEMS	0.00				0.00
	TOTAL UTILITY PLANT IN SERVICE	751,913.48		0.00		751,913.48



Acct	Description	Beg of YR bal	Additions	Retirements	Other	End of YR
<b>I. INTANGIBLE PLANT</b>						
301	ORGANIZATION	0.00				0.00
302	FRANCHISES AND CONSENTS	0.00				0.00
303	OTHER INTANGIBLE PLANT	0.00				0.00
	TOTAL INTANGIBLE PLANT	0.00				0.00
<b>II. LAND PLANT</b>						
306	LAND AND LAND RIGHTS	1,144.93				1,144.93
<b>III. SOURCE OF SUPPLY PLANT</b>						
311	STRUCTURES AND IMPROVEMENTS	3,800.00				3,800.00
312	COLLECTING AND IMPOUNDING RES	0.00				0.00
313	LAKE, RIVER AND OTHER INTAKES	0.00				0.00
315	WELLS	3,383.09				3,383.09
316	SUPPLY MAINS	0.00				0.00
	TOTAL SOURCE OF SUPPLY PLANT	7,183.09				7,183.09
<b>IV. PUMPING PLANT</b>						
321	STRUCTURES AND IMPROVEMENTS	0.00				0.00
3211	PAVEMENT	0.00				0.00
324	PUMPING EQUIPMENT	5,290.99				5,290.99
325	OTHER PUMPING PLANT	0.00				0.00
	TOTAL PUMPING PLANT	5,290.99				5,290.99
<b>V. WATER TREATMENT PLANT</b>						
331	STRUCTURES AND IMPROVEMENTS	0.00				0.00
332	WATER TREATMENT EQUIPMENT	11,287.44				11,287.44
	TOTAL WATER TREATMENT PLANT	11,287.44				11,287.44
<b>VI. TRANS AND DIST PLANT</b>						
341	STRUCTURES AND IMPROVEMENTS	0.00				0.00
3411	PAVEMENT	0.00				0.00
342	RESERVOIRS AND TANKS	23,488.38				23,488.38
3421	TANK PAINTING	0.00				0.00
343	TRANS AND DIST MAINS	29,860.00				29,860.00
344	FIRE MAINS	0.00				0.00
345	SERVICES	5,174.61				5,174.61
346	METERS	0.00				0.00
348	HYDRANTS	17,598.69				17,598.69
	TOTAL TRANS AND DIST PLANT	76,121.68				76,121.68
<b>VII. GENERAL PLANT</b>						
371	STRUCTURES AND IMPROVEMENTS	0.00				0.00
3711	PAVEMENT	0.00				0.00
3720	OFFICE FURNITURE AND EQUIPMENT	0.00				0.00
3721	OFFICE EQUIPMENT - COMPUTERS	0.00				0.00
3722	COMPUTER SOFTWARE	0.00				0.00
373	TRANSPORTATION EQUIPMENT	0.00				0.00
374	STORES EQUIPMENT	0.00				0.00
375	LABORATORY EQUIPMENT	0.00				0.00
376	COMMUNICATION EQUIPMENT	0.00				0.00
377	POWER OPERATED EQUIPMENT	0.00				0.00
378	TOOLS, SHOP AND GARAGE EQUIP	0.00				0.00
379	OTHER GENERAL PLANT	0.00				0.00
380	LEASED PROPERTY	0.00				0.00
	TOTAL OTHER GENERAL PLANT	0.00				0.00
<b>VIII. UNDISTRIBUTED ITEMS</b>						
390	OTHER TANGIBLE PROPERTY	0.00				0.00
391	UTILITY PLANT PURCHASED	0.00				0.00
	DIST GO PLANT ALLOCATION	0.00	0.00	0.00	0.00	0.00
	OTHER GO PLANT ALLOCATION	0.00	0.00	0.00	0.00	0.00
	TOTAL UNDISTRIBUTED ITEMS	0.00				0.00
	TOTAL UTILITY PLANT IN SERVICE	101,028.13		0.00		101,028.13



Acct	Description	Beg of YR bal	Additions	Retirements	Other	End of YR
<b>I. INTANGIBLE PLANT</b>						
301	ORGANIZATION	500.00				500.00
302	FRANCHISES AND CONSENTS	0.00				0.00
303	OTHER INTANGIBLE PLANT	0.00				0.00
	TOTAL INTANGIBLE PLANT	500.00				500.00
<b>II. LAND PLANT</b>						
306	LAND AND LAND RIGHTS	6,882.00				6,882.00
<b>III. SOURCE OF SUPPLY PLANT</b>						
311	STRUCTURES AND IMPROVEMENTS	0.00				0.00
312	COLLECTING AND IMPOUNDING RES	0.00				0.00
313	LAKE, RIVER AND OTHER INTAKES	0.00				0.00
315	WELLS	80,291.11				80,291.11
316	SUPPLY MAINS	0.00				0.00
	TOTAL SOURCE OF SUPPLY PLANT	80,291.11				80,291.11
<b>IV. PUMPING PLANT</b>						
321	STRUCTURES AND IMPROVEMENTS	3,603.05				3,603.05
3211	PAVEMENT	0.00				0.00
324	PUMPING EQUIPMENT	69,825.08				69,825.08
325	OTHER PUMPING PLANT	0.00				0.00
	TOTAL PUMPING PLANT	73,428.13				73,428.13
<b>V. WATER TREATMENT PLANT</b>						
331	STRUCTURES AND IMPROVEMENTS	0.00				0.00
332	WATER TREATMENT EQUIPMENT	290,774.49				290,774.49
	TOTAL WATER TREATMENT PLANT	290,774.49				290,774.49
<b>VI. TRANS AND DIST PLANT</b>						
341	STRUCTURES AND IMPROVEMENTS	0.00				0.00
3411	PAVEMENT	0.00				0.00
342	RESERVOIRS AND TANKS	221,411.86				221,411.86
3421	TANK PAINTING	0.00				0.00
343	TRANS AND DIST MAINS	87,153.69				87,153.69
344	FIRE MAINS	0.00				0.00
345	SERVICES	31,289.35				31,289.35
346	METERS	3,706.00				3,706.00
348	HYDRANTS	8,088.09				8,088.09
	TOTAL TRANS AND DIST PLANT	351,648.99				351,648.99
<b>VII. GENERAL PLANT</b>						
371	STRUCTURES AND IMPROVEMENTS	0.00				0.00
3711	PAVEMENT	0.00				0.00
3720	OFFICE FURNITURE AND EQUIPMENT	0.00				0.00
3721	OFFICE EQUIPMENT - COMPUTERS	0.00				0.00
3722	COMPUTER SOFTWARE	0.00				0.00
373	TRANSPORTATION EQUIPMENT	0.00				0.00
374	STORES EQUIPMENT	0.00				0.00
375	LABORATORY EQUIPMENT	0.00				0.00
376	COMMUNICATION EQUIPMENT	0.00				0.00
377	POWER OPERATED EQUIPMENT	0.00				0.00
378	TOOLS, SHOP AND GARAGE EQUIP	0.00				0.00
379	OTHER GENERAL PLANT	0.00				0.00
380	LEASED PROPERTY	0.00				0.00
	TOTAL OTHER GENERAL PLANT	0.00				0.00
<b>VIII. UNDISTRIBUTED ITEMS</b>						
390	OTHER TANGIBLE PROPERTY	0.00				0.00
391	UTILITY PLANT PURCHASED	0.00				0.00
	DIST GO PLANT ALLOCATION	0.00	0.00	0.00	0.00	0.00
	OTHER GO PLANT ALLOCATION	0.00	0.00	0.00	0.00	0.00
	TOTAL UNDISTRIBUTED ITEMS	0.00				0.00
	TOTAL UTILITY PLANT IN SERVICE	803,524.72		0.00		803,524.72





Acct	Description	Beg of YR bal	Additions	Retirements	Other	End of YR
<b>I. INTANGIBLE PLANT</b>						
301	ORGANIZATION	3,728.54				3,728.54
302	FRANCHISES AND CONSENTS	0.00				0.00
303	OTHER INTANGIBLE PLANT	0.00				0.00
	TOTAL INTANGIBLE PLANT	3,728.54				3,728.54
<b>II. LAND PLANT</b>						
306	LAND AND LAND RIGHTS	9,733.12				9,733.12
<b>III. SOURCE OF SUPPLY PLANT</b>						
311	STRUCTURES AND IMPROVEMENTS	5,133.30				5,133.30
312	COLLECTING AND IMPOUNDING RES	0.00				0.00
313	LAKE, RIVER AND OTHER INTAKES	0.00				0.00
315	WELLS	263,445.64				263,445.64
316	SUPPLY MAINS	0.00				0.00
	TOTAL SOURCE OF SUPPLY PLANT	268,578.94				268,578.94
<b>IV. PUMPING PLANT</b>						
321	STRUCTURES AND IMPROVEMENTS	7,296.22				7,296.22
3211	PAVEMENT	0.00				0.00
324	PUMPING EQUIPMENT	94,326.53				94,326.53
325	OTHER PUMPING PLANT	0.00				0.00
	TOTAL PUMPING PLANT	101,622.75				101,622.75
<b>V. WATER TREATMENT PLANT</b>						
331	STRUCTURES AND IMPROVEMENTS	42,603.76				42,603.76
332	WATER TREATMENT EQUIPMENT	452,447.55				452,447.55
	TOTAL WATER TREATMENT PLANT	495,051.31				495,051.31
<b>VI. TRANS AND DIST PLANT</b>						
341	STRUCTURES AND IMPROVEMENTS	0.00				0.00
3411	PAVEMENT	0.00				0.00
342	RESERVOIRS AND TANKS	258,349.82				258,349.82
3421	TANK PAINTING	0.00				0.00
343	TRANS AND DIST MAINS	280,006.78				280,006.78
344	FIRE MAINS	0.00				0.00
345	SERVICES	44,709.43				44,709.43
346	METERS	30,222.60				30,222.60
348	HYDRANTS	17,189.25				17,189.25
	TOTAL TRANS AND DIST PLANT	630,477.88				630,477.88
<b>VII. GENERAL PLANT</b>						
371	STRUCTURES AND IMPROVEMENTS	0.00				0.00
3711	PAVEMENT	0.00				0.00
3720	OFFICE FURNITURE AND EQUIPMENT	0.00				0.00
3721	OFFICE EQUIPMENT - COMPUTERS	0.00				0.00
3722	COMPUTER SOFTWARE	0.00				0.00
373	TRANSPORTATION EQUIPMENT	0.00				0.00
374	STORES EQUIPMENT	0.00				0.00
375	LABORATORY EQUIPMENT	0.00				0.00
376	COMMUNICATION EQUIPMENT	0.00				0.00
377	POWER OPERATED EQUIPMENT	0.00				0.00
378	TOOLS, SHOP AND GARAGE EQUIP	0.00				0.00
379	OTHER GENERAL PLANT	0.00				0.00
380	LEASED PROPERTY	0.00				0.00
	TOTAL OTHER GENERAL PLANT	0.00				0.00
<b>VIII. UNDISTRIBUTED ITEMS</b>						
390	OTHER TANGIBLE PROPERTY	0.00				0.00
391	UTILITY PLANT PURCHASED	0.00				0.00
	DIST GO PLANT ALLOCATION	0.00	0.00	0.00	0.00	0.00
	OTHER GO PLANT ALLOCATION	0.00	0.00	0.00	0.00	0.00
	TOTAL UNDISTRIBUTED ITEMS	0.00				0.00
	TOTAL UTILITY PLANT IN SERVICE	1,509,192.54		0.00		1,509,192.54



Acct	Description	Beg of YR bal	Additions	Retirements	Other	End of YR
<b>I. INTANGIBLE PLANT</b>						
301	ORGANIZATION	0.00				0.00
302	FRANCHISES AND CONSENTS	0.00				0.00
303	OTHER INTANGIBLE PLANT	0.00				0.00
	TOTAL INTANGIBLE PLANT	0.00				0.00
<b>II. LAND PLANT</b>						
306	LAND AND LAND RIGHTS	26,124.25				26,124.25
<b>III. SOURCE OF SUPPLY PLANT</b>						
311	STRUCTURES AND IMPROVEMENTS	1,608.00				1,608.00
312	COLLECTING AND IMPOUNDING RES	0.00				0.00
313	LAKE, RIVER AND OTHER INTAKES	0.00				0.00
315	WELLS	133,812.20				133,812.20
316	SUPPLY MAINS	0.00				0.00
	TOTAL SOURCE OF SUPPLY PLANT	135,420.20				135,420.20
<b>IV. PUMPING PLANT</b>						
321	STRUCTURES AND IMPROVEMENTS	3,759.88				3,759.88
3211	PAVEMENT	0.00				0.00
324	PUMPING EQUIPMENT	83,072.47				83,072.47
325	OTHER PUMPING PLANT	0.00				0.00
	TOTAL PUMPING PLANT	86,832.35				86,832.35
<b>V. WATER TREATMENT PLANT</b>						
331	STRUCTURES AND IMPROVEMENTS	0.00				0.00
332	WATER TREATMENT EQUIPMENT	35,865.00				35,865.00
	TOTAL WATER TREATMENT PLANT	35,865.00				35,865.00
<b>VI. TRANS AND DIST PLANT</b>						
341	STRUCTURES AND IMPROVEMENTS	0.00				0.00
3411	PAVEMENT	0.00				0.00
342	RESERVOIRS AND TANKS	469,810.77				469,810.77
3421	TANK PAINTING	0.00				0.00
343	TRANS AND DIST MAINS	306,753.65				306,753.65
344	FIRE MAINS	0.00				0.00
345	SERVICES	23,695.44				23,695.44
346	METERS	23,962.03				23,962.03
348	HYDRANTS	10,543.10				10,543.10
	TOTAL TRANS AND DIST PLANT	834,764.99				834,764.99
<b>VII. GENERAL PLANT</b>						
371	STRUCTURES AND IMPROVEMENTS	0.00				0.00
3711	PAVEMENT	0.00				0.00
3720	OFFICE FURNITURE AND EQUIPMENT	0.00				0.00
3721	OFFICE EQUIPMENT - COMPUTERS	0.00				0.00
3722	COMPUTER SOFTWARE	0.00				0.00
373	TRANSPORTATION EQUIPMENT	0.00				0.00
374	STORES EQUIPMENT	0.00				0.00
375	LABORATORY EQUIPMENT	0.00				0.00
376	COMMUNICATION EQUIPMENT	0.00				0.00
377	POWER OPERATED EQUIPMENT	0.00				0.00
378	TOOLS, SHOP AND GARAGE EQUIP	0.00				0.00
379	OTHER GENERAL PLANT	0.00				0.00
380	LEASED PROPERTY	0.00				0.00
	TOTAL OTHER GENERAL PLANT	0.00				0.00
<b>VIII. UNDISTRIBUTED ITEMS</b>						
390	OTHER TANGIBLE PROPERTY	0.00				0.00
391	UTILITY PLANT PURCHASED	0.00				0.00
	DIST GO PLANT ALLOCATION	0.00	0.00	0.00	0.00	0.00
	OTHER GO PLANT ALLOCATION	0.00	0.00	0.00	0.00	0.00
	TOTAL UNDISTRIBUTED ITEMS	0.00				0.00
	TOTAL UTILITY PLANT IN SERVICE	1,119,006.79		0.00		1,119,006.79



Acct	Description	Beg of YR bal	Additions	Retirements	Other	End of YR
<b>I. INTANGIBLE PLANT</b>						
301	ORGANIZATION	615.76				615.76
302	FRANCHISES AND CONSENTS	0.00				0.00
303	OTHER INTANGIBLE PLANT	0.00				0.00
	TOTAL INTANGIBLE PLANT	615.76				615.76
<b>II. LAND PLANT</b>						
306	LAND AND LAND RIGHTS	14,782.00				14,782.00
<b>III. SOURCE OF SUPPLY PLANT</b>						
311	STRUCTURES AND IMPROVEMENTS	38,304.93				38,304.93
312	COLLECTING AND IMPOUNDING RES	0.00				0.00
313	LAKE, RIVER AND OTHER INTAKES	0.00				0.00
315	WELLS	271,756.35				271,756.35
316	SUPPLY MAINS	4,423.85				4,423.85
	TOTAL SOURCE OF SUPPLY PLANT	314,485.13				314,485.13
<b>IV. PUMPING PLANT</b>						
321	STRUCTURES AND IMPROVEMENTS	3,863.86				3,863.86
3211	PAVEMENT	0.00				0.00
324	PUMPING EQUIPMENT	254,592.20				254,592.20
325	OTHER PUMPING PLANT	0.00				0.00
	TOTAL PUMPING PLANT	258,456.06				258,456.06
<b>V. WATER TREATMENT PLANT</b>						
331	STRUCTURES AND IMPROVEMENTS	0.00				0.00
332	WATER TREATMENT EQUIPMENT	240,279.74				240,279.74
	TOTAL WATER TREATMENT PLANT	240,279.74				240,279.74
<b>VI. TRANS AND DIST PLANT</b>						
341	STRUCTURES AND IMPROVEMENTS	0.00				0.00
3411	PAVEMENT	0.00				0.00
342	RESERVOIRS AND TANKS	385,324.48				385,324.48
3421	TANK PAINTING	0.00				0.00
343	TRANS AND DIST MAINS	864,714.91				864,714.91
344	FIRE MAINS	0.00				0.00
345	SERVICES	120,857.42				120,857.42
346	METERS	57,670.84				57,670.84
348	HYDRANTS	42,394.21				42,394.21
	TOTAL TRANS AND DIST PLANT	1,470,961.86				1,470,961.86
<b>VII. GENERAL PLANT</b>						
371	STRUCTURES AND IMPROVEMENTS	2,728.91				2,728.91
3711	PAVEMENT	0.00				0.00
3720	OFFICE FURNITURE AND EQUIPMENT	0.00				0.00
3721	OFFICE EQUIPMENT - COMPUTERS	0.00				0.00
3722	COMPUTER SOFTWARE	0.00				0.00
373	TRANSPORTATION EQUIPMENT	0.00				0.00
374	STORES EQUIPMENT	0.00				0.00
375	LABORATORY EQUIPMENT	0.00				0.00
376	COMMUNICATION EQUIPMENT	0.00				0.00
377	POWER OPERATED EQUIPMENT	0.00				0.00
378	TOOLS, SHOP AND GARAGE EQUIP	0.00				0.00
379	OTHER GENERAL PLANT	0.00				0.00
380	LEASED PROPERTY	0.00				0.00
	TOTAL OTHER GENERAL PLANT	2,728.91				2,728.91
<b>VIII. UNDISTRIBUTED ITEMS</b>						
390	OTHER TANGIBLE PROPERTY	0.00				0.00
391	UTILITY PLANT PURCHASED	0.00				0.00
	DIST GO PLANT ALLOCATION	0.00	0.00	0.00	0.00	0.00
	OTHER GO PLANT ALLOCATION	0.00	0.00	0.00	0.00	0.00
	TOTAL UNDISTRIBUTED ITEMS	0.00				0.00
	TOTAL UTILITY PLANT IN SERVICE	2,302,309.46		0.00		2,302,309.46

**CALIFORNIA WATER SERVICE COMPANY**  
**DERIVATION OF WEIGHTED AVERAGE RATE BASE 12 MONTHS END: DECEMBER 31, 2010**  
**SCHEDULE A-1d**  
**KERN RIVER VALLEY DISTRICT RATE BASE AND WORKING CASH**

Line No.	Title of Account	Balance 12/31/2010	Balance 12/31/2009
1	UTILITY PLANT		
2	PLANT IN SERVICE	\$ 24,675,435.1	\$ 23,354,390.6
3	CONSTRUCTION WORK IN PROGRESS	\$ -	\$ -
4	GENERAL OFFICE PRORATE	\$ 710,269.8	\$ 933,595.1
5	RATE BASE WRITE-UP	\$ 725,964.3	\$ 761,377.2
6	PLANT NOT FUNDED BY CALWATER	\$ (2,578,781.1)	\$ (2,608,931.0)
7	TOTAL GROSS PLANT ( = Line 2 + Line 3 + Line 4 + Line 5 - Line 6 )	\$ 23,532,888.0	\$ 22,440,431.9
8	LESS ACCUMULATED DEPRECIATION/AMORTIZATION		
9	PLANT IN SERVICE	\$ 6,128,465.5	\$ 5,375,706.4
10	GENERAL OFFICE PRORATE	\$ 305,749.8	\$ 410,029.7
11	TOTAL ACCUMULATED DEPRECIATION ( = Line 9 + Line 10 )	\$ 6,434,215.2	\$ 5,785,736.1
12	LESS OTHER RESERVES		
13	DEFERRED INCOME TAXES	\$ 779,743.0	\$ 707,464.4
14	DEFERRED ITC	\$ 6,568.5	\$ 7,037.5
15	OTHER RESERVES	\$ 17,849.7	\$ 23,957.0
16	TOTAL OTHER RESERVES ( = Line 13 + Line 14 + Line 15 )	\$ 804,161.2	\$ 738,458.9
17	LESS ADJUSTMENTS		
18	CONTRIBUTIONS IN AID OF CONSTRUCTION	\$ 534,248.2	\$ 528,580.6
19	ADVANCES FOR CONSTRUCTION	\$ 18,804.3	\$ 19,918.8
20	OTHER		
21	TOTAL ADJUSTMENTS ( = Line 18 + Line 19 + Line 20 )	\$ 553,052.5	\$ 548,499.4
22	ADD MATERIALS AND SUPPLIES	\$ 26,603.1	\$ 46,577.3
23	ADD ADOPTED WORKING CASH ( = Line 37 )	\$ 24,800.0	\$ 24,800.0
24	TOTAL DISTRICT RATE BASE	\$ 15,792,862.2	\$ 15,439,114.8
25	( = Line 7 - Line 11 - Line 16 - Line 21 + Line 22 + Line 23 )		

**WORKING CASH**

26	DETERMINATION OF OPERATIONAL CASH REQUIREMENT		
27	Operating Expenses Excluding Taxes, Depreciation & Uncollectible)	\$ 2,079,487.0	\$ 2,161,992.9
28	Purchased Power & Commodity for Resale*	\$ 294,251.3	\$ 304,138.6
29	Meter Revenues: Bimonthly Billing	\$ 832,889.4	\$ 817,437.6
30	Other Revenues: Flat Rate Monthly Billing	\$ 72.0	\$ 3,109.2
31	Total Revenues ( Line 29 + Line 30 )	\$ 832,961.4	\$ 820,546.8
32	Ratio - Flat Rate to Total Revenues ( = Line 30 / Line 31 )	0.01%	0.38%
33	5/24 x Line 27 x ( 100% - Line 32 )	\$ 433,189.0	\$ 448,708.5
34	1/24 x Line 27 x Line 32	\$ 7.5	\$ 341.3
35	1/12 x Line 28	\$ 24,520.9	\$ 25,344.9
36	Operational Cash Requirement ( = Line 33 + Line 34 - Line 35 )	\$ 457,717.4	\$ 474,394.7
37	Total Adopted	\$ 24,800.0	\$ 24,800.0

**SCHEDULE A-3**

**KERN RIVER VALLEY**

**Depreciation and Amortization Reserves**

**2010**

Line No.	Item (a)	Account 250		Account 251		Account 252		Account 253	
		Utility Plant (b)		Limited Term Utility Investment (c)		Utility Plant Acquisition Adjustments (d)		Other Property (e)	
1	Balance in reserves at beginning of year	268,369.05							
		5,664,309.76		1,184,690.41		0.00		0.00	
2	Add: Credits to reserves during year								
3	a) Charged to account No. 503	(G) 55,637.60							
		871,212							
4	b) Charged to account No. 265	13,567.53							
5	c) Charged to clearing accounts	(G) 5,938.00							
		53,539.08							
6	d) Salvage recovered	(G) 0.00							
		0.00							
7	e) All other credits	(G) 4,499.99							
		0.00	(B)	117,563.73					
8	Total Credits	1,004,394.20		117,563.73					
9	Deduct: Debits to reserves during year								
10	a) Book cost of property retires	(G) 73,462.42							
		64,570.82							
11	b) Cost of removal	(G) 34.78							
		0.00							
12	c) All other debits	(G) 199.85				(C)	0.00		
		(10.00)							
13	Total Debits	138,257.87					0.00		
14	Balances in reserves at end of year	6,798,815.14		1,302,254.14		0.00		0.00	
15	State method of determining depreciation charges: Straight Line Remaining Life Method & Liberalized								
16	(A) Depreciation on Intracompany transfers (B) Amortization charged to 504 (G) General Office Allocation								
17	(C) Amortization charged to 537								
18	Report depreciation in Federal Tax Return for year:		884,943.00						
19	Indicate nature of these items and accounts affected								
20	(See Schedule A-3a opposite)								



Report ID: CWW406-

**ANNUAL REPORT FOR DEPRECIATION**

Page No. 31

**Analysis of Depreciation Reserve - Account no 250**

Run Date: 2/22/2011

Schedule A-3A

Dept: KERN RIVER VALLEY  
WATER CO.

Run Time: 3:22:24 PM

ACCOUNT	BEGIN BALANCE	PROVISIONS	RETIREMENT	SALVAGE	COST TO REMOVE	OTHER	END BALANCE
<b>I. SOURCE OF SUPPLY PLANT</b>							
3110 STRUCTURES AND IMPROVEMENTS	5,511.65	766.92	0.00	0.00	0.00	0.00	6,278.57
3120 COLLECTING AND IMPOUNDING RES	0.00	0.00	0.00	0.00	0.00	0.00	0.00
3130 LAKE, RIVER AND OTHER INTAKES	1,113.85	326.28	0.00	0.00	0.00	0.00	1,440.13
3140 SPRINGS AND TUNNELS	0.00	0.00	0.00	0.00	0.00	0.00	0.00
3150 WELLS	454,917.52	114,009.00	0.00	0.00	0.00	0.00	568,926.52
3160 SUPPLY MAINS	24,632.35	4,789.08	0.00	0.00	0.00	0.00	29,421.43
3170 OTHER SOURCE OF SUPPLY PLANT	0.00	0.00	0.00	0.00	0.00	0.00	0.00
TOTAL SOURCE OF SUPPLY PLANT	486,175.37	119,891.28	0.00	0.00	0.00	0.00	606,066.65
<b>II. PUMPING PLANT</b>							
3210 STRUCTURES AND IMPROVEMENTS	7,564.00	1,236.00	0.00	0.00	0.00	0.00	8,800.00
3220 BOILER PLANT EQUIPMENT	0.00	0.00	0.00	0.00	0.00	0.00	0.00
3230 OTHER POWER PRODUCTION EQUIP	0.00	0.00	0.00	0.00	0.00	0.00	0.00
3240 PUMPING EQUIPMENT	444,905.92	99,334.32	-11,510.22	0.00	0.00	0.00	532,730.02
3250 OTHER PUMPING PLANT	0.00	0.00	0.00	0.00	0.00	0.00	0.00
TOTAL PUMPING PLANT	452,469.92	100,570.32	-11,510.22	0.00	0.00	0.00	541,530.02
<b>III. WATER TREATMENT PLANT</b>							
3310 STRUCTURES AND IMPROVEMENTS	6,550.55	1,917.24	0.00	0.00	0.00	0.00	8,467.79
3320 WATER TREATMENT EQUIPMENT	1,355,285.94	437,632.08	0.00	0.00	0.00	0.00	1,792,918.02
TOTAL WATER TREATMENT PLANT	1,361,836.49	439,549.32	0.00	0.00	0.00	0.00	1,801,385.81
<b>IV. TRANS AND DIST PLANT</b>							
3410 STRUCTURES AND IMPROVEMENTS	0.00	0.00	0.00	0.00	0.00	0.00	0.00
3420 RESERVOIRS AND TANKS	290,786.84	103,717.80	0.00	0.00	0.00	0.00	394,504.64
3421 TANK PAINTING	13,694.36	12,094.32	0.00	0.00	0.00	0.00	25,788.68
3430 TRANS AND DIST MAINS	471,552.89	72,146.76	-46,189.52	0.00	0.00	0.00	497,510.13
3440 FIRE MAINS	0.00	0.00	0.00	0.00	0.00	0.00	0.00
3450 SERVICES	61,661.90	9,320.04	0.00	0.00	0.00	0.00	70,981.94
3460 METERS	30,120.60	2,477.28	0.00	0.00	0.00	0.00	32,597.88
3470 METER INSTALLATIONS	0.00	0.00	0.00	0.00	0.00	0.00	0.00
3480 HYDRANTS	29,422.40	1,609.92	0.00	0.00	0.00	0.00	31,032.32
3490 OTHER TRANS AND DIST MAINS	0.00	0.00	0.00	0.00	0.00	0.00	0.00
TOTAL TRANS AND DIST PLANT	897,238.99	201,366.12	-46,189.52	0.00	0.00	0.00	1,052,415.59
<b>V. GENERAL PLANT</b>							
3710 STRUCTURES AND IMPROVEMENTS	44,657.44	5,788.92	0.00	0.00	0.00	0.00	50,446.36
3720 OFFICE FURNITURE AND EQUIP	99,414.69	6,299.16	-1,296.99	0.00	0.00	0.00	104,416.86
3721 OFFICE EQUIPMENT - COMPUTERS	5,813.70	3,355.92	0.00	0.00	0.00	0.00	9,169.62
3722 OFFICE EQUIPMENT - SOFTWARE	0.00	0.00	0.00	0.00	0.00	0.00	0.00
3730 TRANSPORTATION EQUIPMENT	237,329.81	53,539.08	0.00	0.00	0.00	0.00	290,868.89
3740 STORES EQUIPMENT	0.00	0.00	0.00	0.00	0.00	0.00	0.00
3750 LABORATORY EQUIPMENT	2,824.50	475.56	0.00	0.00	0.00	0.00	3,300.06
3760 COMMUNICATION EQUIPMENT	7,827.95	2,291.16	0.00	0.00	0.00	0.00	10,119.11
3770 POWER OPERATED EQUIPMENT	0.00	0.00	0.00	0.00	0.00	0.00	0.00
3780 TOOLS, SHOP AND GARAGE EQUIP	56,035.63	11,818.20	-5,574.09	10.00	0.00	0.00	62,289.74
3790 OTHER GENERAL PLANT	3,143.25	2,768.40	0.00	0.00	0.00	0.00	5,911.65
3800 LEASED PROPERTY	0.00	0.00	0.00	0.00	0.00	0.00	0.00
3900 OTHER TANGIBLE PROPERTY	-2,366,621.07	0.00	0.00	0.00	0.00	0.00	-2,366,621.07
3910 WATER PLANT PURCHASE	0.00	0.00	0.00	0.00	0.00	0.00	0.00
TOTAL GENERAL PLANT	-1,909,574.10	86,336.40	-6,871.08	10.00	0.00	0.00	-1,830,098.78
GO PLANT ALLOCATION	268,369.05	56,680.76	-73,462.42	326.77	-34.78	-526.62	251,352.76
TOTAL DEPRECIATION	1,556,515.72	1,004,394.20	-138,033.24	336.77	-34.78	-526.62	2,422,652.05



Report ID: CWW406-

**ANNUAL REPORT FOR DEPRECIATION**

Page No. 32

**Analysis of Depreciation Reserve - Account no 250**

Run Date: 2/22/2011

Schedule A-3A

Run Time: 3:22:24 PM

Dept: Arden

ACCOUNT	BEGIN BALANCE	PROVISIONS	RETIREMENT	SALVAGE	COST TO REMOVE	OTHER	END BALANCE
<b>I. SOURCE OF SUPPLY PLANT</b>							
3110 STRUCTURES AND IMPROVEMENTS	27,156.53	0.00	0.00	0.00	0.00	0.00	27,156.53
3120 COLLECTING AND IMPOUNDING RES	0.00	0.00	0.00	0.00	0.00	0.00	0.00
3130 LAKE, RIVER AND OTHER INTAKES	0.00	0.00	0.00	0.00	0.00	0.00	0.00
3140 SPRINGS AND TUNNELS	0.00	0.00	0.00	0.00	0.00	0.00	0.00
3150 WELLS	68,460.54	0.00	0.00	0.00	0.00	0.00	68,460.54
3160 SUPPLY MAINS	3,201.59	0.00	0.00	0.00	0.00	0.00	3,201.59
3170 OTHER SOURCE OF SUPPLY PLANT	0.00	0.00	0.00	0.00	0.00	0.00	0.00
TOTAL SOURCE OF SUPPLY PLANT	<b>98,818.66</b>	<b>0.00</b>	<b>0.00</b>	<b>0.00</b>	<b>0.00</b>	<b>0.00</b>	<b>98,818.66</b>
<b>II. PUMPING PLANT</b>							
3210 STRUCTURES AND IMPROVEMENTS	69.74	0.00	0.00	0.00	0.00	0.00	69.74
3220 BOILER PLANT EQUIPMENT	0.00	0.00	0.00	0.00	0.00	0.00	0.00
3230 OTHER POWER PRODUCTION EQUIP	0.00	0.00	0.00	0.00	0.00	0.00	0.00
3240 PUMPING EQUIPMENT	90,787.84	0.00	0.00	0.00	0.00	0.00	90,787.84
3250 OTHER PUMPING PLANT	0.00	0.00	0.00	0.00	0.00	0.00	0.00
TOTAL PUMPING PLANT	<b>90,857.58</b>	<b>0.00</b>	<b>0.00</b>	<b>0.00</b>	<b>0.00</b>	<b>0.00</b>	<b>90,857.58</b>
<b>III. WATER TREATMENT PLANT</b>							
3310 STRUCTURES AND IMPROVEMENTS	0.00	0.00	0.00	0.00	0.00	0.00	0.00
3320 WATER TREATMENT EQUIPMENT	13,990.61	0.00	0.00	0.00	0.00	0.00	13,990.61
TOTAL WATER TREATMENT PLANT	<b>13,990.61</b>	<b>0.00</b>	<b>0.00</b>	<b>0.00</b>	<b>0.00</b>	<b>0.00</b>	<b>13,990.61</b>
<b>IV. TRANS AND DIST PLANT</b>							
3410 STRUCTURES AND IMPROVEMENTS	0.00	0.00	0.00	0.00	0.00	0.00	0.00
3420 RESERVOIRS AND TANKS	97,252.49	0.00	0.00	0.00	0.00	0.00	97,252.49
3421 TANK PAINTING	0.00	0.00	0.00	0.00	0.00	0.00	0.00
3430 TRANS AND DIST MAINS	160,390.21	0.00	0.00	0.00	0.00	0.00	160,390.21
3440 FIRE MAINS	0.00	0.00	0.00	0.00	0.00	0.00	0.00
3450 SERVICES	70,894.74	0.00	0.00	0.00	0.00	0.00	70,894.74
3460 METERS	31,745.44	0.00	0.00	0.00	0.00	0.00	31,745.44
3470 METER INSTALLATIONS	0.00	0.00	0.00	0.00	0.00	0.00	0.00
3480 HYDRANTS	14,135.35	0.00	0.00	0.00	0.00	0.00	14,135.35
3490 OTHER TRANS AND DIST MAINS	0.00	0.00	0.00	0.00	0.00	0.00	0.00
TOTAL TRANS AND DIST PLANT	<b>374,418.23</b>	<b>0.00</b>	<b>0.00</b>	<b>0.00</b>	<b>0.00</b>	<b>0.00</b>	<b>374,418.23</b>
<b>V. GENERAL PLANT</b>							
3710 STRUCTURES AND IMPROVEMENTS	0.00	0.00	0.00	0.00	0.00	0.00	0.00
3720 OFFICE FURNITURE AND EQUIP	0.00	0.00	0.00	0.00	0.00	0.00	0.00
3721 OFFICE EQUIPMENT - COMPUTERS	0.00	0.00	0.00	0.00	0.00	0.00	0.00
3722 OFFICE EQUIPMENT - SOFTWARE	0.00	0.00	0.00	0.00	0.00	0.00	0.00
3730 TRANSPORTATION EQUIPMENT	0.00	0.00	0.00	0.00	0.00	0.00	0.00
3740 STORES EQUIPMENT	0.00	0.00	0.00	0.00	0.00	0.00	0.00
3750 LABORATORY EQUIPMENT	0.00	0.00	0.00	0.00	0.00	0.00	0.00
3760 COMMUNICATION EQUIPMENT	0.00	0.00	0.00	0.00	0.00	0.00	0.00
3770 POWER OPERATED EQUIPMENT	0.00	0.00	0.00	0.00	0.00	0.00	0.00
3780 TOOLS, SHOP AND GARAGE EQUIP	0.00	0.00	0.00	0.00	0.00	0.00	0.00
3790 OTHER GENERAL PLANT	0.00	0.00	0.00	0.00	0.00	0.00	0.00
3800 LEASED PROPERTY	0.00	0.00	0.00	0.00	0.00	0.00	0.00
3900 OTHER TANGIBLE PROPERTY	1,041,526.05	0.00	0.00	0.00	0.00	0.00	1,041,526.05
3910 WATER PLANT PURCHASE	0.00	0.00	0.00	0.00	0.00	0.00	0.00
TOTAL GENERAL PLANT	<b>1,041,526.05</b>	<b>0.00</b>	<b>0.00</b>	<b>0.00</b>	<b>0.00</b>	<b>0.00</b>	<b>1,041,526.05</b>
GO PLANT ALLOCATION	0.00	0.00	0.00	0.00	0.00	0.00	0.00
TOTAL DEPRECIATION	<b>1,619,611.13</b>	<b>0.00</b>	<b>0.00</b>	<b>0.00</b>	<b>0.00</b>	<b>0.00</b>	<b>1,619,611.13</b>



Report ID: CWW406-

**ANNUAL REPORT FOR DEPRECIATION**

Page No. 33

**Analysis of Depreciation Reserve - Account no 250**

Run Date: 2/22/2011

Schedule A-3A

Run Time: 3:22:24 PM

Dept: Bodfish

ACCOUNT	BEGIN BALANCE	PROVISIONS	RETIREMENT	SALVAGE	COST TO REMOVE	OTHER	END BALANCE
<b>I. SOURCE OF SUPPLY PLANT</b>							
3110 STRUCTURES AND IMPROVEMENTS	685.70	0.00	0.00	0.00	0.00	0.00	685.70
3120 COLLECTING AND IMPOUNDING RES	0.00	0.00	0.00	0.00	0.00	0.00	0.00
3130 LAKE, RIVER AND OTHER INTAKES	0.00	0.00	0.00	0.00	0.00	0.00	0.00
3140 SPRINGS AND TUNNELS	0.00	0.00	0.00	0.00	0.00	0.00	0.00
3150 WELLS	66,969.27	0.00	0.00	0.00	0.00	0.00	66,969.27
3160 SUPPLY MAINS	0.00	0.00	0.00	0.00	0.00	0.00	0.00
3170 OTHER SOURCE OF SUPPLY PLANT	0.00	0.00	0.00	0.00	0.00	0.00	0.00
TOTAL SOURCE OF SUPPLY PLANT	67,654.97	0.00	0.00	0.00	0.00	0.00	67,654.97
<b>II. PUMPING PLANT</b>							
3210 STRUCTURES AND IMPROVEMENTS	88.01	0.00	0.00	0.00	0.00	0.00	88.01
3220 BOILER PLANT EQUIPMENT	0.00	0.00	0.00	0.00	0.00	0.00	0.00
3230 OTHER POWER PRODUCTION EQUIP	0.00	0.00	0.00	0.00	0.00	0.00	0.00
3240 PUMPING EQUIPMENT	31,219.14	0.00	0.00	0.00	0.00	0.00	31,219.14
3250 OTHER PUMPING PLANT	0.00	0.00	0.00	0.00	0.00	0.00	0.00
TOTAL PUMPING PLANT	31,307.15	0.00	0.00	0.00	0.00	0.00	31,307.15
<b>III. WATER TREATMENT PLANT</b>							
3310 STRUCTURES AND IMPROVEMENTS	0.00	0.00	0.00	0.00	0.00	0.00	0.00
3320 WATER TREATMENT EQUIPMENT	7,723.07	0.00	0.00	0.00	0.00	0.00	7,723.07
TOTAL WATER TREATMENT PLANT	7,723.07	0.00	0.00	0.00	0.00	0.00	7,723.07
<b>IV. TRANS AND DIST PLANT</b>							
3410 STRUCTURES AND IMPROVEMENTS	0.00	0.00	0.00	0.00	0.00	0.00	0.00
3420 RESERVOIRS AND TANKS	36,681.51	0.00	0.00	0.00	0.00	0.00	36,681.51
3421 TANK PAINTING	0.00	0.00	0.00	0.00	0.00	0.00	0.00
3430 TRANS AND DIST MAINS	91,568.63	0.00	0.00	0.00	0.00	0.00	91,568.63
3440 FIRE MAINS	0.00	0.00	0.00	0.00	0.00	0.00	0.00
3450 SERVICES	12,242.82	0.00	0.00	0.00	0.00	0.00	12,242.82
3460 METERS	12,674.18	0.00	0.00	0.00	0.00	0.00	12,674.18
3470 METER INSTALLATIONS	0.00	0.00	0.00	0.00	0.00	0.00	0.00
3480 HYDRANTS	1,881.40	0.00	0.00	0.00	0.00	0.00	1,881.40
3490 OTHER TRANS AND DIST MAINS	0.00	0.00	0.00	0.00	0.00	0.00	0.00
TOTAL TRANS AND DIST PLANT	155,048.54	0.00	0.00	0.00	0.00	0.00	155,048.54
<b>V. GENERAL PLANT</b>							
3710 STRUCTURES AND IMPROVEMENTS	0.00	0.00	0.00	0.00	0.00	0.00	0.00
3720 OFFICE FURNITURE AND EQUIP	0.00	0.00	0.00	0.00	0.00	0.00	0.00
3721 OFFICE EQUIPMENT - COMPUTERS	0.00	0.00	0.00	0.00	0.00	0.00	0.00
3722 OFFICE EQUIPMENT - SOFTWARE	0.00	0.00	0.00	0.00	0.00	0.00	0.00
3730 TRANSPORTATION EQUIPMENT	0.00	0.00	0.00	0.00	0.00	0.00	0.00
3740 STORES EQUIPMENT	0.00	0.00	0.00	0.00	0.00	0.00	0.00
3750 LABORATORY EQUIPMENT	0.00	0.00	0.00	0.00	0.00	0.00	0.00
3760 COMMUNICATION EQUIPMENT	0.00	0.00	0.00	0.00	0.00	0.00	0.00
3770 POWER OPERATED EQUIPMENT	0.00	0.00	0.00	0.00	0.00	0.00	0.00
3780 TOOLS, SHOP AND GARAGE EQUIP	0.00	0.00	0.00	0.00	0.00	0.00	0.00
3790 OTHER GENERAL PLANT	0.00	0.00	0.00	0.00	0.00	0.00	0.00
3800 LEASED PROPERTY	0.00	0.00	0.00	0.00	0.00	0.00	0.00
3900 OTHER TANGIBLE PROPERTY	252,950.42	0.00	0.00	0.00	0.00	0.00	252,950.42
3910 WATER PLANT PURCHASE	0.00	0.00	0.00	0.00	0.00	0.00	0.00
TOTAL GENERAL PLANT	252,950.42	0.00	0.00	0.00	0.00	0.00	252,950.42
GO PLANT ALLOCATION	0.00	0.00	0.00	0.00	0.00	0.00	0.00
TOTAL DEPRECIATION	514,684.15	0.00	0.00	0.00	0.00	0.00	514,684.15





Report ID: CWW406-

# ANNUAL REPORT FOR DEPRECIATION

Page No. 34

## Analysis of Depreciation Reserve - Account no 250

Run Date: 2/22/2011

Schedule A-3A

Dept: Kernville

Run Time: 3:22:24 PM

ACCOUNT	BEGIN BALANCE	PROVISIONS	RETIREMENT	SALVAGE	COST TO REMOVE	OTHER	END BALANCE
<b>I. SOURCE OF SUPPLY PLANT</b>							
3110 STRUCTURES AND IMPROVEMENTS	1,740.19	0.00	0.00	0.00	0.00	0.00	1,740.19
3120 COLLECTING AND IMPOUNDING RES	0.00	0.00	0.00	0.00	0.00	0.00	0.00
3130 LAKE, RIVER AND OTHER INTAKES	0.00	0.00	0.00	0.00	0.00	0.00	0.00
3140 SPRINGS AND TUNNELS	0.00	0.00	0.00	0.00	0.00	0.00	0.00
3150 WELLS	24,663.67	0.00	0.00	0.00	0.00	0.00	24,663.67
3160 SUPPLY MAINS	0.00	0.00	0.00	0.00	0.00	0.00	0.00
3170 OTHER SOURCE OF SUPPLY PLANT	0.00	0.00	0.00	0.00	0.00	0.00	0.00
TOTAL SOURCE OF SUPPLY PLANT	26,403.86	0.00	0.00	0.00	0.00	0.00	26,403.86
<b>II. PUMPING PLANT</b>							
3210 STRUCTURES AND IMPROVEMENTS	-5,948.94	0.00	0.00	0.00	0.00	0.00	-5,948.94
3220 BOILER PLANT EQUIPMENT	0.00	0.00	0.00	0.00	0.00	0.00	0.00
3230 OTHER POWER PRODUCTION EQUIP	0.00	0.00	0.00	0.00	0.00	0.00	0.00
3240 PUMPING EQUIPMENT	23,211.02	0.00	0.00	0.00	0.00	0.00	23,211.02
3250 OTHER PUMPING PLANT	0.00	0.00	0.00	0.00	0.00	0.00	0.00
TOTAL PUMPING PLANT	17,262.08	0.00	0.00	0.00	0.00	0.00	17,262.08
<b>III. WATER TREATMENT PLANT</b>							
3310 STRUCTURES AND IMPROVEMENTS	0.00	0.00	0.00	0.00	0.00	0.00	0.00
3320 WATER TREATMENT EQUIPMENT	-2,379.24	0.00	0.00	0.00	0.00	0.00	-2,379.24
TOTAL WATER TREATMENT PLANT	-2,379.24	0.00	0.00	0.00	0.00	0.00	-2,379.24
<b>IV. TRANS AND DIST PLANT</b>							
3410 STRUCTURES AND IMPROVEMENTS	0.00	0.00	0.00	0.00	0.00	0.00	0.00
3420 RESERVOIRS AND TANKS	29,395.37	0.00	0.00	0.00	0.00	0.00	29,395.37
3421 TANK PAINTING	0.00	0.00	0.00	0.00	0.00	0.00	0.00
3430 TRANS AND DIST MAINS	155,743.29	0.00	0.00	0.00	0.00	0.00	155,743.29
3440 FIRE MAINS	0.00	0.00	0.00	0.00	0.00	0.00	0.00
3450 SERVICES	29,647.14	0.00	0.00	0.00	0.00	0.00	29,647.14
3460 METERS	21,094.04	0.00	0.00	0.00	0.00	0.00	21,094.04
3470 METER INSTALLATIONS	0.00	0.00	0.00	0.00	0.00	0.00	0.00
3480 HYDRANTS	7,348.36	0.00	0.00	0.00	0.00	0.00	7,348.36
3490 OTHER TRANS AND DIST MAINS	0.00	0.00	0.00	0.00	0.00	0.00	0.00
TOTAL TRANS AND DIST PLANT	243,228.20	0.00	0.00	0.00	0.00	0.00	243,228.20
<b>V. GENERAL PLANT</b>							
3710 STRUCTURES AND IMPROVEMENTS	0.00	0.00	0.00	0.00	0.00	0.00	0.00
3720 OFFICE FURNITURE AND EQUIP	0.00	0.00	0.00	0.00	0.00	0.00	0.00
3721 OFFICE EQUIPMENT - COMPUTERS	0.00	0.00	0.00	0.00	0.00	0.00	0.00
3722 OFFICE EQUIPMENT - SOFTWARE	0.00	0.00	0.00	0.00	0.00	0.00	0.00
3730 TRANSPORTATION EQUIPMENT	0.00	0.00	0.00	0.00	0.00	0.00	0.00
3740 STORES EQUIPMENT	0.00	0.00	0.00	0.00	0.00	0.00	0.00
3750 LABORATORY EQUIPMENT	0.00	0.00	0.00	0.00	0.00	0.00	0.00
3760 COMMUNICATION EQUIPMENT	0.00	0.00	0.00	0.00	0.00	0.00	0.00
3770 POWER OPERATED EQUIPMENT	0.00	0.00	0.00	0.00	0.00	0.00	0.00
3780 TOOLS, SHOP AND GARAGE EQUIP	0.00	0.00	0.00	0.00	0.00	0.00	0.00
3790 OTHER GENERAL PLANT	0.00	0.00	0.00	0.00	0.00	0.00	0.00
3800 LEASED PROPERTY	0.00	0.00	0.00	0.00	0.00	0.00	0.00
3900 OTHER TANGIBLE PROPERTY	305,177.73	0.00	0.00	0.00	0.00	0.00	305,177.73
3910 WATER PLANT PURCHASE	0.00	0.00	0.00	0.00	0.00	0.00	0.00
TOTAL GENERAL PLANT	305,177.73	0.00	0.00	0.00	0.00	0.00	305,177.73
GO PLANT ALLOCATION	0.00	0.00	0.00	0.00	0.00	0.00	0.00
TOTAL DEPRECIATION	589,692.63	0.00	0.00	0.00	0.00	0.00	589,692.63



Report ID: CWW406-

**ANNUAL REPORT FOR DEPRECIATION**

Page No. 35

**Analysis of Depreciation Reserve - Account no 250**

Run Date: 2/22/2011

Schedule A-3A

Run Time: 3:22:24 PM

Dept: Lakeland

ACCOUNT	BEGIN BALANCE	PROVISIONS	RETIREMENT	SALVAGE	COST TO REMOVE	OTHER	END BALANCE
<b>I. SOURCE OF SUPPLY PLANT</b>							
3110 STRUCTURES AND IMPROVEMENTS	0.00	0.00	0.00	0.00	0.00	0.00	0.00
3120 COLLECTING AND IMPOUNDING RES	0.00	0.00	0.00	0.00	0.00	0.00	0.00
3130 LAKE, RIVER AND OTHER INTAKES	0.00	0.00	0.00	0.00	0.00	0.00	0.00
3140 SPRINGS AND TUNNELS	0.00	0.00	0.00	0.00	0.00	0.00	0.00
3150 WELLS	12,390.94	0.00	0.00	0.00	0.00	0.00	12,390.94
3160 SUPPLY MAINS	0.00	0.00	0.00	0.00	0.00	0.00	0.00
3170 OTHER SOURCE OF SUPPLY PLANT	0.00	0.00	0.00	0.00	0.00	0.00	0.00
	<b>12,390.94</b>	<b>0.00</b>	<b>0.00</b>	<b>0.00</b>	<b>0.00</b>	<b>0.00</b>	<b>12,390.94</b>
<b>II. PUMPING PLANT</b>							
3210 STRUCTURES AND IMPROVEMENTS	0.00	0.00	0.00	0.00	0.00	0.00	0.00
3220 BOILER PLANT EQUIPMENT	0.00	0.00	0.00	0.00	0.00	0.00	0.00
3230 OTHER POWER PRODUCTION EQUIP	0.00	0.00	0.00	0.00	0.00	0.00	0.00
3240 PUMPING EQUIPMENT	19,306.72	0.00	0.00	0.00	0.00	0.00	19,306.72
3250 OTHER PUMPING PLANT	0.00	0.00	0.00	0.00	0.00	0.00	0.00
TOTAL PUMPING PLANT	<b>19,306.72</b>	<b>0.00</b>	<b>0.00</b>	<b>0.00</b>	<b>0.00</b>	<b>0.00</b>	<b>19,306.72</b>
<b>III. WATER TREATMENT PLANT</b>							
3310 STRUCTURES AND IMPROVEMENTS	0.00	0.00	0.00	0.00	0.00	0.00	0.00
3320 WATER TREATMENT EQUIPMENT	8,976.88	0.00	0.00	0.00	0.00	0.00	8,976.88
TOTAL WATER TREATMENT PLANT	<b>8,976.88</b>	<b>0.00</b>	<b>0.00</b>	<b>0.00</b>	<b>0.00</b>	<b>0.00</b>	<b>8,976.88</b>
<b>IV. TRANS AND DIST PLANT</b>							
3410 STRUCTURES AND IMPROVEMENTS	0.00	0.00	0.00	0.00	0.00	0.00	0.00
3420 RESERVOIRS AND TANKS	13,679.69	0.00	0.00	0.00	0.00	0.00	13,679.69
3421 TANK PAINTING	0.00	0.00	0.00	0.00	0.00	0.00	0.00
3430 TRANS AND DIST MAINS	28,829.08	0.00	0.00	0.00	0.00	0.00	28,829.08
3440 FIRE MAINS	0.00	0.00	0.00	0.00	0.00	0.00	0.00
3450 SERVICES	8,778.04	0.00	0.00	0.00	0.00	0.00	8,778.04
3460 METERS	1,491.06	0.00	0.00	0.00	0.00	0.00	1,491.06
3470 METER INSTALLATIONS	0.00	0.00	0.00	0.00	0.00	0.00	0.00
3480 HYDRANTS	1,027.57	0.00	0.00	0.00	0.00	0.00	1,027.57
3490 OTHER TRANS AND DIST MAINS	0.00	0.00	0.00	0.00	0.00	0.00	0.00
TOTAL TRANS AND DIST PLANT	<b>53,805.44</b>	<b>0.00</b>	<b>0.00</b>	<b>0.00</b>	<b>0.00</b>	<b>0.00</b>	<b>53,805.44</b>
<b>V. GENERAL PLANT</b>							
3710 STRUCTURES AND IMPROVEMENTS	0.00	0.00	0.00	0.00	0.00	0.00	0.00
3720 OFFICE FURNITURE AND EQUIP	0.00	0.00	0.00	0.00	0.00	0.00	0.00
3721 OFFICE EQUIPMENT - COMPUTERS	0.00	0.00	0.00	0.00	0.00	0.00	0.00
3722 OFFICE EQUIPMENT - SOFTWARE	0.00	0.00	0.00	0.00	0.00	0.00	0.00
3730 TRANSPORTATION EQUIPMENT	0.00	0.00	0.00	0.00	0.00	0.00	0.00
3740 STORES EQUIPMENT	0.00	0.00	0.00	0.00	0.00	0.00	0.00
3750 LABORATORY EQUIPMENT	0.00	0.00	0.00	0.00	0.00	0.00	0.00
3760 COMMUNICATION EQUIPMENT	0.00	0.00	0.00	0.00	0.00	0.00	0.00
3770 POWER OPERATED EQUIPMENT	0.00	0.00	0.00	0.00	0.00	0.00	0.00
3780 TOOLS, SHOP AND GARAGE EQUIP	0.00	0.00	0.00	0.00	0.00	0.00	0.00
3790 OTHER GENERAL PLANT	0.00	0.00	0.00	0.00	0.00	0.00	0.00
3800 LEASED PROPERTY	0.00	0.00	0.00	0.00	0.00	0.00	0.00
3900 OTHER TANGIBLE PROPERTY	80,339.00	0.00	0.00	0.00	0.00	0.00	80,339.00
3910 WATER PLANT PURCHASE	0.00	0.00	0.00	0.00	0.00	0.00	0.00
TOTAL GENERAL PLANT	<b>80,339.00</b>	<b>0.00</b>	<b>0.00</b>	<b>0.00</b>	<b>0.00</b>	<b>0.00</b>	<b>80,339.00</b>
GO PLANT ALLOCATION	0.00	0.00	0.00	0.00	0.00	0.00	0.00
TOTAL DEPRECIATION	<b>174,818.98</b>	<b>0.00</b>	<b>0.00</b>	<b>0.00</b>	<b>0.00</b>	<b>0.00</b>	<b>174,818.98</b>



Report ID: CWW406-

**ANNUAL REPORT FOR DEPRECIATION**

Page No. 36

**Analysis of Depreciation Reserve - Account no 250**

Run Date: 2/22/2011

Schedule A-3A

Run Time: 3:22:24 PM

Dept: Mt Shadow

ACCOUNT	BEGIN BALANCE	PROVISIONS	RETIREMENT	SALVAGE	COST TO REMOVE	OTHER	END BALANCE
<b>I. SOURCE OF SUPPLY PLANT</b>							
3110 STRUCTURES AND IMPROVEMENTS	12.11	0.00	0.00	0.00	0.00	0.00	12.11
3120 COLLECTING AND IMPOUNDING RES	0.00	0.00	0.00	0.00	0.00	0.00	0.00
3130 LAKE, RIVER AND OTHER INTAKES	0.00	0.00	0.00	0.00	0.00	0.00	0.00
3140 SPRINGS AND TUNNELS	0.00	0.00	0.00	0.00	0.00	0.00	0.00
3150 WELLS	1,401.68	0.00	0.00	0.00	0.00	0.00	1,401.68
3160 SUPPLY MAINS	0.00	0.00	0.00	0.00	0.00	0.00	0.00
3170 OTHER SOURCE OF SUPPLY PLANT	0.00	0.00	0.00	0.00	0.00	0.00	0.00
TOTAL SOURCE OF SUPPLY PLANT	<b>1,413.79</b>	<b>0.00</b>	<b>0.00</b>	<b>0.00</b>	<b>0.00</b>	<b>0.00</b>	<b>1,413.79</b>
<b>II. PUMPING PLANT</b>							
3210 STRUCTURES AND IMPROVEMENTS	90.45	0.00	0.00	0.00	0.00	0.00	90.45
3220 BOILER PLANT EQUIPMENT	0.00	0.00	0.00	0.00	0.00	0.00	0.00
3230 OTHER POWER PRODUCTION EQUIP	0.00	0.00	0.00	0.00	0.00	0.00	0.00
3240 PUMPING EQUIPMENT	1,441.59	0.00	0.00	0.00	0.00	0.00	1,441.59
3250 OTHER PUMPING PLANT	0.00	0.00	0.00	0.00	0.00	0.00	0.00
TOTAL PUMPING PLANT	<b>1,532.04</b>	<b>0.00</b>	<b>0.00</b>	<b>0.00</b>	<b>0.00</b>	<b>0.00</b>	<b>1,532.04</b>
<b>III. WATER TREATMENT PLANT</b>							
3310 STRUCTURES AND IMPROVEMENTS	0.00	0.00	0.00	0.00	0.00	0.00	0.00
3320 WATER TREATMENT EQUIPMENT	2,494.12	0.00	0.00	0.00	0.00	0.00	2,494.12
TOTAL WATER TREATMENT PLANT	<b>2,494.12</b>	<b>0.00</b>	<b>0.00</b>	<b>0.00</b>	<b>0.00</b>	<b>0.00</b>	<b>2,494.12</b>
<b>IV. TRANS AND DIST PLANT</b>							
3410 STRUCTURES AND IMPROVEMENTS	0.00	0.00	0.00	0.00	0.00	0.00	0.00
3420 RESERVOIRS AND TANKS	8,148.02	0.00	0.00	0.00	0.00	0.00	8,148.02
3421 TANK PAINTING	0.00	0.00	0.00	0.00	0.00	0.00	0.00
3430 TRANS AND DIST MAINS	12,059.31	0.00	0.00	0.00	0.00	0.00	12,059.31
3440 FIRE MAINS	0.00	0.00	0.00	0.00	0.00	0.00	0.00
3450 SERVICES	2,045.20	0.00	0.00	0.00	0.00	0.00	2,045.20
3460 METERS	0.00	0.00	0.00	0.00	0.00	0.00	0.00
3470 METER INSTALLATIONS	0.00	0.00	0.00	0.00	0.00	0.00	0.00
3480 HYDRANTS	157.18	0.00	0.00	0.00	0.00	0.00	157.18
3490 OTHER TRANS AND DIST MAINS	0.00	0.00	0.00	0.00	0.00	0.00	0.00
TOTAL TRANS AND DIST PLANT	<b>22,409.71</b>	<b>0.00</b>	<b>0.00</b>	<b>0.00</b>	<b>0.00</b>	<b>0.00</b>	<b>22,409.71</b>
<b>V. GENERAL PLANT</b>							
3710 STRUCTURES AND IMPROVEMENTS	0.00	0.00	0.00	0.00	0.00	0.00	0.00
3720 OFFICE FURNITURE AND EQUIP	0.00	0.00	0.00	0.00	0.00	0.00	0.00
3721 OFFICE EQUIPMENT - COMPUTERS	0.00	0.00	0.00	0.00	0.00	0.00	0.00
3722 OFFICE EQUIPMENT - SOFTWARE	0.00	0.00	0.00	0.00	0.00	0.00	0.00
3730 TRANSPORTATION EQUIPMENT	0.00	0.00	0.00	0.00	0.00	0.00	0.00
3740 STORES EQUIPMENT	0.00	0.00	0.00	0.00	0.00	0.00	0.00
3750 LABORATORY EQUIPMENT	0.00	0.00	0.00	0.00	0.00	0.00	0.00
3760 COMMUNICATION EQUIPMENT	0.00	0.00	0.00	0.00	0.00	0.00	0.00
3770 POWER OPERATED EQUIPMENT	0.00	0.00	0.00	0.00	0.00	0.00	0.00
3780 TOOLS, SHOP AND GARAGE EQUIP	0.00	0.00	0.00	0.00	0.00	0.00	0.00
3790 OTHER GENERAL PLANT	0.00	0.00	0.00	0.00	0.00	0.00	0.00
3800 LEASED PROPERTY	0.00	0.00	0.00	0.00	0.00	0.00	0.00
3900 OTHER TANGIBLE PROPERTY	25,159.00	0.00	0.00	0.00	0.00	0.00	25,159.00
3910 WATER PLANT PURCHASE	0.00	0.00	0.00	0.00	0.00	0.00	0.00
TOTAL GENERAL PLANT	<b>25,159.00</b>	<b>0.00</b>	<b>0.00</b>	<b>0.00</b>	<b>0.00</b>	<b>0.00</b>	<b>25,159.00</b>
GO PLANT ALLOCATION	0.00	0.00	0.00	0.00	0.00	0.00	0.00
TOTAL DEPRECIATION	<b>53,008.66</b>	<b>0.00</b>	<b>0.00</b>	<b>0.00</b>	<b>0.00</b>	<b>0.00</b>	<b>53,008.66</b>



Report ID: CWW406-

**ANNUAL REPORT FOR DEPRECIATION**

Page No. 37

**Analysis of Depreciation Reserve - Account no 250**

Run Date: 2/22/2011

Schedule A-3A

Run Time: 3:22:24 PM

Dept: Onyx

ACCOUNT	BEGIN BALANCE	PROVISIONS	RETIREMENT	SALVAGE	COST TO REMOVE	OTHER	END BALANCE
<b>I. SOURCE OF SUPPLY PLANT</b>							
3110 STRUCTURES AND IMPROVEMENTS	0.00	0.00	0.00	0.00	0.00	0.00	0.00
3120 COLLECTING AND IMPOUNDING RES	0.00	0.00	0.00	0.00	0.00	0.00	0.00
3130 LAKE, RIVER AND OTHER INTAKES	0.00	0.00	0.00	0.00	0.00	0.00	0.00
3140 SPRINGS AND TUNNELS	0.00	0.00	0.00	0.00	0.00	0.00	0.00
3150 WELLS	15,364.93	0.00	0.00	0.00	0.00	0.00	15,364.93
3160 SUPPLY MAINS	995.28	0.00	0.00	0.00	0.00	0.00	995.28
3170 OTHER SOURCE OF SUPPLY PLANT	0.00	0.00	0.00	0.00	0.00	0.00	0.00
TOTAL SOURCE OF SUPPLY PLANT	<b>16,360.21</b>	<b>0.00</b>	<b>0.00</b>	<b>0.00</b>	<b>0.00</b>	<b>0.00</b>	<b>16,360.21</b>
<b>II. PUMPING PLANT</b>							
3210 STRUCTURES AND IMPROVEMENTS	0.00	0.00	0.00	0.00	0.00	0.00	0.00
3220 BOILER PLANT EQUIPMENT	0.00	0.00	0.00	0.00	0.00	0.00	0.00
3230 OTHER POWER PRODUCTION EQUIP	0.00	0.00	0.00	0.00	0.00	0.00	0.00
3240 PUMPING EQUIPMENT	12,314.64	0.00	0.00	0.00	0.00	0.00	12,314.64
3250 OTHER PUMPING PLANT	0.00	0.00	0.00	0.00	0.00	0.00	0.00
TOTAL PUMPING PLANT	<b>12,314.64</b>	<b>0.00</b>	<b>0.00</b>	<b>0.00</b>	<b>0.00</b>	<b>0.00</b>	<b>12,314.64</b>
<b>III. WATER TREATMENT PLANT</b>							
3310 STRUCTURES AND IMPROVEMENTS	0.00	0.00	0.00	0.00	0.00	0.00	0.00
3320 WATER TREATMENT EQUIPMENT	5,405.22	0.00	0.00	0.00	0.00	0.00	5,405.22
TOTAL WATER TREATMENT PLANT	<b>5,405.22</b>	<b>0.00</b>	<b>0.00</b>	<b>0.00</b>	<b>0.00</b>	<b>0.00</b>	<b>5,405.22</b>
<b>IV. TRANS AND DIST PLANT</b>							
3410 STRUCTURES AND IMPROVEMENTS	0.00	0.00	0.00	0.00	0.00	0.00	0.00
3420 RESERVOIRS AND TANKS	54,597.96	0.00	0.00	0.00	0.00	0.00	54,597.96
3421 TANK PAINTING	0.00	0.00	0.00	0.00	0.00	0.00	0.00
3430 TRANS AND DIST MAINS	15,794.24	0.00	0.00	0.00	0.00	0.00	15,794.24
3440 FIRE MAINS	0.00	0.00	0.00	0.00	0.00	0.00	0.00
3450 SERVICES	13,337.53	0.00	0.00	0.00	0.00	0.00	13,337.53
3460 METERS	13,601.56	0.00	0.00	0.00	0.00	0.00	13,601.56
3470 METER INSTALLATIONS	0.00	0.00	0.00	0.00	0.00	0.00	0.00
3480 HYDRANTS	831.39	0.00	0.00	0.00	0.00	0.00	831.39
3490 OTHER TRANS AND DIST MAINS	0.00	0.00	0.00	0.00	0.00	0.00	0.00
TOTAL TRANS AND DIST PLANT	<b>98,162.68</b>	<b>0.00</b>	<b>0.00</b>	<b>0.00</b>	<b>0.00</b>	<b>0.00</b>	<b>98,162.68</b>
<b>V. GENERAL PLANT</b>							
3710 STRUCTURES AND IMPROVEMENTS	0.00	0.00	0.00	0.00	0.00	0.00	0.00
3720 OFFICE FURNITURE AND EQUIP	0.00	0.00	0.00	0.00	0.00	0.00	0.00
3721 OFFICE EQUIPMENT - COMPUTERS	0.00	0.00	0.00	0.00	0.00	0.00	0.00
3722 OFFICE EQUIPMENT - SOFTWARE	0.00	0.00	0.00	0.00	0.00	0.00	0.00
3730 TRANSPORTATION EQUIPMENT	0.00	0.00	0.00	0.00	0.00	0.00	0.00
3740 STORES EQUIPMENT	0.00	0.00	0.00	0.00	0.00	0.00	0.00
3750 LABORATORY EQUIPMENT	0.00	0.00	0.00	0.00	0.00	0.00	0.00
3760 COMMUNICATION EQUIPMENT	0.00	0.00	0.00	0.00	0.00	0.00	0.00
3770 POWER OPERATED EQUIPMENT	0.00	0.00	0.00	0.00	0.00	0.00	0.00
3780 TOOLS, SHOP AND GARAGE EQUIP	0.00	0.00	0.00	0.00	0.00	0.00	0.00
3790 OTHER GENERAL PLANT	0.00	0.00	0.00	0.00	0.00	0.00	0.00
3800 LEASED PROPERTY	0.00	0.00	0.00	0.00	0.00	0.00	0.00
3900 OTHER TANGIBLE PROPERTY	9,647.55	0.00	0.00	0.00	0.00	0.00	9,647.55
3910 WATER PLANT PURCHASE	0.00	0.00	0.00	0.00	0.00	0.00	0.00
TOTAL GENERAL PLANT	<b>9,647.55</b>	<b>0.00</b>	<b>0.00</b>	<b>0.00</b>	<b>0.00</b>	<b>0.00</b>	<b>9,647.55</b>
GO PLANT ALLOCATION	0.00	0.00	0.00	0.00	0.00	0.00	0.00
TOTAL DEPRECIATION	<b>141,890.30</b>	<b>0.00</b>	<b>0.00</b>	<b>0.00</b>	<b>0.00</b>	<b>0.00</b>	<b>141,890.30</b>



Report ID: CWW406-

# ANNUAL REPORT FOR DEPRECIATION

Page No. 38

## Analysis of Depreciation Reserve - Account no 250

Run Date: 2/22/2011

Schedule A-3A

Run Time: 3:22:24 PM

Dept: Split Mountain

ACCOUNT	BEGIN BALANCE	PROVISIONS	RETIREMENT	SALVAGE	COST TO REMOVE	OTHER	END BALANCE
<b>I. SOURCE OF SUPPLY PLANT</b>							
3110 STRUCTURES AND IMPROVEMENTS	11.00	0.00	0.00	0.00	0.00	0.00	11.00
3120 COLLECTING AND IMPOUNDING RES	0.00	0.00	0.00	0.00	0.00	0.00	0.00
3130 LAKE, RIVER AND OTHER INTAKES	0.00	0.00	0.00	0.00	0.00	0.00	0.00
3140 SPRINGS AND TUNNELS	0.00	0.00	0.00	0.00	0.00	0.00	0.00
3150 WELLS	6,131.00	0.00	0.00	0.00	0.00	0.00	6,131.00
3160 SUPPLY MAINS	0.00	0.00	0.00	0.00	0.00	0.00	0.00
3170 OTHER SOURCE OF SUPPLY PLANT	0.00	0.00	0.00	0.00	0.00	0.00	0.00
TOTAL SOURCE OF SUPPLY PLANT	6,142.00	0.00	0.00	0.00	0.00	0.00	6,142.00
<b>II. PUMPING PLANT</b>							
3210 STRUCTURES AND IMPROVEMENTS	0.00	0.00	0.00	0.00	0.00	0.00	0.00
3220 BOILER PLANT EQUIPMENT	0.00	0.00	0.00	0.00	0.00	0.00	0.00
3230 OTHER POWER PRODUCTION EQUIP	0.00	0.00	0.00	0.00	0.00	0.00	0.00
3240 PUMPING EQUIPMENT	18,811.77	0.00	0.00	0.00	0.00	0.00	18,811.77
3250 OTHER PUMPING PLANT	0.00	0.00	0.00	0.00	0.00	0.00	0.00
TOTAL PUMPING PLANT	18,811.77	0.00	0.00	0.00	0.00	0.00	18,811.77
<b>III. WATER TREATMENT PLANT</b>							
3310 STRUCTURES AND IMPROVEMENTS	0.00	0.00	0.00	0.00	0.00	0.00	0.00
3320 WATER TREATMENT EQUIPMENT	8,906.19	0.00	0.00	0.00	0.00	0.00	8,906.19
TOTAL WATER TREATMENT PLANT	8,906.19	0.00	0.00	0.00	0.00	0.00	8,906.19
<b>IV. TRANS AND DIST PLANT</b>							
3410 STRUCTURES AND IMPROVEMENTS	0.00	0.00	0.00	0.00	0.00	0.00	0.00
3420 RESERVOIRS AND TANKS	21,450.38	0.00	0.00	0.00	0.00	0.00	21,450.38
3421 TANK PAINTING	0.00	0.00	0.00	0.00	0.00	0.00	0.00
3430 TRANS AND DIST MAINS	38,092.22	0.00	0.00	0.00	0.00	0.00	38,092.22
3440 FIRE MAINS	0.00	0.00	0.00	0.00	0.00	0.00	0.00
3450 SERVICES	10,047.70	0.00	0.00	0.00	0.00	0.00	10,047.70
3460 METERS	5,101.08	0.00	0.00	0.00	0.00	0.00	5,101.08
3470 METER INSTALLATIONS	0.00	0.00	0.00	0.00	0.00	0.00	0.00
3480 HYDRANTS	1,083.64	0.00	0.00	0.00	0.00	0.00	1,083.64
3490 OTHER TRANS AND DIST MAINS	0.00	0.00	0.00	0.00	0.00	0.00	0.00
TOTAL TRANS AND DIST PLANT	75,775.02	0.00	0.00	0.00	0.00	0.00	75,775.02
<b>V. GENERAL PLANT</b>							
3710 STRUCTURES AND IMPROVEMENTS	0.00	0.00	0.00	0.00	0.00	0.00	0.00
3720 OFFICE FURNITURE AND EQUIP	0.00	0.00	0.00	0.00	0.00	0.00	0.00
3721 OFFICE EQUIPMENT - COMPUTERS	0.00	0.00	0.00	0.00	0.00	0.00	0.00
3722 OFFICE EQUIPMENT - SOFTWARE	0.00	0.00	0.00	0.00	0.00	0.00	0.00
3730 TRANSPORTATION EQUIPMENT	0.00	0.00	0.00	0.00	0.00	0.00	0.00
3740 STORES EQUIPMENT	0.00	0.00	0.00	0.00	0.00	0.00	0.00
3750 LABORATORY EQUIPMENT	0.00	0.00	0.00	0.00	0.00	0.00	0.00
3760 COMMUNICATION EQUIPMENT	0.00	0.00	0.00	0.00	0.00	0.00	0.00
3770 POWER OPERATED EQUIPMENT	0.00	0.00	0.00	0.00	0.00	0.00	0.00
3780 TOOLS, SHOP AND GARAGE EQUIP	0.00	0.00	0.00	0.00	0.00	0.00	0.00
3790 OTHER GENERAL PLANT	0.00	0.00	0.00	0.00	0.00	0.00	0.00
3800 LEASED PROPERTY	0.00	0.00	0.00	0.00	0.00	0.00	0.00
3900 OTHER TANGIBLE PROPERTY	90,002.68	0.00	0.00	0.00	0.00	0.00	90,002.68
3910 WATER PLANT PURCHASE	0.00	0.00	0.00	0.00	0.00	0.00	0.00
TOTAL GENERAL PLANT	90,002.68	0.00	0.00	0.00	0.00	0.00	90,002.68
GO PLANT ALLOCATION	0.00	0.00	0.00	0.00	0.00	0.00	0.00
TOTAL DEPRECIATION	199,637.66	0.00	0.00	0.00	0.00	0.00	199,637.66



Report ID: CWW406-

## ANNUAL REPORT FOR DEPRECIATION

### Analysis of Depreciation Reserve - Account no 250

Page No. 39

Run Date: 2/22/2011

Schedule A-3A

Run Time: 3:22:24 PM

Dept: Squirrel Mountain(& Quail Val)

ACCOUNT	BEGIN BALANCE	PROVISIONS	RETIREMENT	SALVAGE	COST TO REMOVE	OTHER	END BALANCE
<b>I. SOURCE OF SUPPLY PLANT</b>							
3110 STRUCTURES AND IMPROVEMENTS	518.71	0.00	0.00	0.00	0.00	0.00	518.71
3120 COLLECTING AND IMPOUNDING RES	0.00	0.00	0.00	0.00	0.00	0.00	0.00
3130 LAKE, RIVER AND OTHER INTAKES	0.00	0.00	0.00	0.00	0.00	0.00	0.00
3140 SPRINGS AND TUNNELS	0.00	0.00	0.00	0.00	0.00	0.00	0.00
3150 WELLS	64,181.84	0.00	0.00	0.00	0.00	0.00	64,181.84
3160 SUPPLY MAINS	0.00	0.00	0.00	0.00	0.00	0.00	0.00
3170 OTHER SOURCE OF SUPPLY PLANT	0.00	0.00	0.00	0.00	0.00	0.00	0.00
TOTAL SOURCE OF SUPPLY PLANT	64,700.55	0.00	0.00	0.00	0.00	0.00	64,700.55
<b>II. PUMPING PLANT</b>							
3210 STRUCTURES AND IMPROVEMENTS	0.00	0.00	0.00	0.00	0.00	0.00	0.00
3220 BOILER PLANT EQUIPMENT	0.00	0.00	0.00	0.00	0.00	0.00	0.00
3230 OTHER POWER PRODUCTION EQUIP	0.00	0.00	0.00	0.00	0.00	0.00	0.00
3240 PUMPING EQUIPMENT	26,770.99	0.00	0.00	0.00	0.00	0.00	26,770.99
3250 OTHER PUMPING PLANT	0.00	0.00	0.00	0.00	0.00	0.00	0.00
TOTAL PUMPING PLANT	26,770.99	0.00	0.00	0.00	0.00	0.00	26,770.99
<b>III. WATER TREATMENT PLANT</b>							
3310 STRUCTURES AND IMPROVEMENTS	0.00	0.00	0.00	0.00	0.00	0.00	0.00
3320 WATER TREATMENT EQUIPMENT	11,220.99	0.00	0.00	0.00	0.00	0.00	11,220.99
TOTAL WATER TREATMENT PLANT	11,220.99	0.00	0.00	0.00	0.00	0.00	11,220.99
<b>IV. TRANS AND DIST PLANT</b>							
3410 STRUCTURES AND IMPROVEMENTS	0.00	0.00	0.00	0.00	0.00	0.00	0.00
3420 RESERVOIRS AND TANKS	23,444.35	0.00	0.00	0.00	0.00	0.00	23,444.35
3421 TANK PAINTING	0.00	0.00	0.00	0.00	0.00	0.00	0.00
3430 TRANS AND DIST MAINS	153,630.64	0.00	0.00	0.00	0.00	0.00	153,630.64
3440 FIRE MAINS	0.00	0.00	0.00	0.00	0.00	0.00	0.00
3450 SERVICES	19,476.84	0.00	0.00	0.00	0.00	0.00	19,476.84
3460 METERS	9,035.82	0.00	0.00	0.00	0.00	0.00	9,035.82
3470 METER INSTALLATIONS	0.00	0.00	0.00	0.00	0.00	0.00	0.00
3480 HYDRANTS	6,081.28	0.00	0.00	0.00	0.00	0.00	6,081.28
3490 OTHER TRANS AND DIST MAINS	0.00	0.00	0.00	0.00	0.00	0.00	0.00
TOTAL TRANS AND DIST PLANT	211,668.93	0.00	0.00	0.00	0.00	0.00	211,668.93
<b>V. GENERAL PLANT</b>							
3710 STRUCTURES AND IMPROVEMENTS	0.00	0.00	0.00	0.00	0.00	0.00	0.00
3720 OFFICE FURNITURE AND EQUIP	0.00	0.00	0.00	0.00	0.00	0.00	0.00
3721 OFFICE EQUIPMENT - COMPUTERS	0.00	0.00	0.00	0.00	0.00	0.00	0.00
3722 OFFICE EQUIPMENT - SOFTWARE	0.00	0.00	0.00	0.00	0.00	0.00	0.00
3730 TRANSPORTATION EQUIPMENT	0.00	0.00	0.00	0.00	0.00	0.00	0.00
3740 STORES EQUIPMENT	0.00	0.00	0.00	0.00	0.00	0.00	0.00
3750 LABORATORY EQUIPMENT	0.00	0.00	0.00	0.00	0.00	0.00	0.00
3760 COMMUNICATION EQUIPMENT	0.00	0.00	0.00	0.00	0.00	0.00	0.00
3770 POWER OPERATED EQUIPMENT	0.00	0.00	0.00	0.00	0.00	0.00	0.00
3780 TOOLS, SHOP AND GARAGE EQUIP	0.00	0.00	0.00	0.00	0.00	0.00	0.00
3790 OTHER GENERAL PLANT	0.00	0.00	0.00	0.00	0.00	0.00	0.00
3800 LEASED PROPERTY	0.00	0.00	0.00	0.00	0.00	0.00	0.00
3900 OTHER TANGIBLE PROPERTY	266,103.98	0.00	0.00	0.00	0.00	0.00	266,103.98
3910 WATER PLANT PURCHASE	0.00	0.00	0.00	0.00	0.00	0.00	0.00
TOTAL GENERAL PLANT	266,103.98	0.00	0.00	0.00	0.00	0.00	266,103.98
GO PLANT ALLOCATION	0.00	0.00	0.00	0.00	0.00	0.00	0.00
TOTAL DEPRECIATION	580,465.44	0.00	0.00	0.00	0.00	0.00	580,465.44



Report ID: CWW406-

**ANNUAL REPORT FOR DEPRECIATION**

Page No. 40

**Analysis of Depreciation Reserve - Account no 250**

Run Date: 2/22/2011

Schedule A-3A

Run Time: 3:22:24 PM

Dept: South Lake

ACCOUNT	BEGIN BALANCE	PROVISIONS	RETIREMENT	SALVAGE	COST TO REMOVE	OTHER	END BALANCE
<b>I. SOURCE OF SUPPLY PLANT</b>							
3110 STRUCTURES AND IMPROVEMENTS	0.00	0.00	0.00	0.00	0.00	0.00	0.00
3120 COLLECTING AND IMPOUNDING RES	0.00	0.00	0.00	0.00	0.00	0.00	0.00
3130 LAKE, RIVER AND OTHER INTAKES	0.00	0.00	0.00	0.00	0.00	0.00	0.00
3140 SPRINGS AND TUNNELS	0.00	0.00	0.00	0.00	0.00	0.00	0.00
3150 WELLS	20,614.03	0.00	0.00	0.00	0.00	0.00	20,614.03
3160 SUPPLY MAINS	11,468.40	0.00	0.00	0.00	0.00	0.00	11,468.40
3170 OTHER SOURCE OF SUPPLY PLANT	0.00	0.00	0.00	0.00	0.00	0.00	0.00
TOTAL SOURCE OF SUPPLY PLANT	<b>32,082.43</b>	<b>0.00</b>	<b>0.00</b>	<b>0.00</b>	<b>0.00</b>	<b>0.00</b>	<b>32,082.43</b>
<b>II. PUMPING PLANT</b>							
3210 STRUCTURES AND IMPROVEMENTS	1,918.74	0.00	0.00	0.00	0.00	0.00	1,918.74
3220 BOILER PLANT EQUIPMENT	0.00	0.00	0.00	0.00	0.00	0.00	0.00
3230 OTHER POWER PRODUCTION EQUIP	0.00	0.00	0.00	0.00	0.00	0.00	0.00
3240 PUMPING EQUIPMENT	33,708.59	0.00	0.00	0.00	0.00	0.00	33,708.59
3250 OTHER PUMPING PLANT	0.00	0.00	0.00	0.00	0.00	0.00	0.00
TOTAL PUMPING PLANT	<b>35,627.33</b>	<b>0.00</b>	<b>0.00</b>	<b>0.00</b>	<b>0.00</b>	<b>0.00</b>	<b>35,627.33</b>
<b>III. WATER TREATMENT PLANT</b>							
3310 STRUCTURES AND IMPROVEMENTS	0.00	0.00	0.00	0.00	0.00	0.00	0.00
3320 WATER TREATMENT EQUIPMENT	257.31	0.00	0.00	0.00	0.00	0.00	257.31
TOTAL WATER TREATMENT PLANT	<b>257.31</b>	<b>0.00</b>	<b>0.00</b>	<b>0.00</b>	<b>0.00</b>	<b>0.00</b>	<b>257.31</b>
<b>IV. TRANS AND DIST PLANT</b>							
3410 STRUCTURES AND IMPROVEMENTS	0.00	0.00	0.00	0.00	0.00	0.00	0.00
3420 RESERVOIRS AND TANKS	35,932.14	0.00	0.00	0.00	0.00	0.00	35,932.14
3421 TANK PAINTING	0.00	0.00	0.00	0.00	0.00	0.00	0.00
3430 TRANS AND DIST MAINS	107,623.48	0.00	0.00	0.00	0.00	0.00	107,623.48
3440 FIRE MAINS	0.00	0.00	0.00	0.00	0.00	0.00	0.00
3450 SERVICES	23,983.11	0.00	0.00	0.00	0.00	0.00	23,983.11
3460 METERS	23,896.93	0.00	0.00	0.00	0.00	0.00	23,896.93
3470 METER INSTALLATIONS	0.00	0.00	0.00	0.00	0.00	0.00	0.00
3480 HYDRANTS	10,743.41	0.00	0.00	0.00	0.00	0.00	10,743.41
3490 OTHER TRANS AND DIST MAINS	0.00	0.00	0.00	0.00	0.00	0.00	0.00
TOTAL TRANS AND DIST PLANT	<b>202,179.07</b>	<b>0.00</b>	<b>0.00</b>	<b>0.00</b>	<b>0.00</b>	<b>0.00</b>	<b>202,179.07</b>
<b>V. GENERAL PLANT</b>							
3710 STRUCTURES AND IMPROVEMENTS	0.00	0.00	0.00	0.00	0.00	0.00	0.00
3720 OFFICE FURNITURE AND EQUIP	0.00	0.00	0.00	0.00	0.00	0.00	0.00
3721 OFFICE EQUIPMENT - COMPUTERS	0.00	0.00	0.00	0.00	0.00	0.00	0.00
3722 OFFICE EQUIPMENT - SOFTWARE	0.00	0.00	0.00	0.00	0.00	0.00	0.00
3730 TRANSPORTATION EQUIPMENT	0.00	0.00	0.00	0.00	0.00	0.00	0.00
3740 STORES EQUIPMENT	0.00	0.00	0.00	0.00	0.00	0.00	0.00
3750 LABORATORY EQUIPMENT	0.00	0.00	0.00	0.00	0.00	0.00	0.00
3760 COMMUNICATION EQUIPMENT	0.00	0.00	0.00	0.00	0.00	0.00	0.00
3770 POWER OPERATED EQUIPMENT	0.00	0.00	0.00	0.00	0.00	0.00	0.00
3780 TOOLS, SHOP AND GARAGE EQUIP	0.00	0.00	0.00	0.00	0.00	0.00	0.00
3790 OTHER GENERAL PLANT	0.00	0.00	0.00	0.00	0.00	0.00	0.00
3800 LEASED PROPERTY	0.00	0.00	0.00	0.00	0.00	0.00	0.00
3900 OTHER TANGIBLE PROPERTY	232,208.00	0.00	0.00	0.00	0.00	0.00	232,208.00
3910 WATER PLANT PURCHASE	0.00	0.00	0.00	0.00	0.00	0.00	0.00
TOTAL GENERAL PLANT	<b>232,208.00</b>	<b>0.00</b>	<b>0.00</b>	<b>0.00</b>	<b>0.00</b>	<b>0.00</b>	<b>232,208.00</b>
GO PLANT ALLOCATION	0.00	0.00	0.00	0.00	0.00	0.00	0.00
TOTAL DEPRECIATION	<b>502,354.14</b>	<b>0.00</b>	<b>0.00</b>	<b>0.00</b>	<b>0.00</b>	<b>0.00</b>	<b>502,354.14</b>

**Kern River Valley Water Co.**

**SCHEDULE B-1**

LN NO	ACCT NO	ACCOUNT  (A)	OPERATING REVENUES - CLASS A WATER		INCREASE (DECREASE) (D)
			AMOUNT CURRENT YEAR (B)	UTILITIES AMOUNT PRIOR YEAR (C)	
22		<b>I. Water Service Revenues</b>			
23	601	Metered Sales to General Customers			
24		601.1 Commercial Sales	4,097,373.34	4,208,806.71	(111,433.37)
25		601.2 Industrial Sales	0.00	0.00	0.00
26		601.3 Sales to Public Authorities	66,216.25	60,882.05	5,334.20
27		Sub-Total	<u>4,163,589.59</u>	<u>4,269,688.76</u>	<u>(106,099.17)</u>
28	602	Unmetered Sales to General Customers			
29		602.1 Commercial Sales	26,400.00	26,400.00	0.00
31		602.3 Sales to Public Authorities	0.00	0.00	0.00
32		Sub-Total	<u>26,400.00</u>	<u>26,400.00</u>	<u>0.00</u>
34	603	603.1 Metered Sales, Irrigation Customers	0.00	0.00	0.00
		Sub-Total	<u>0.00</u>	<u>0.00</u>	<u>0.00</u>
37	604	Private Fire Protection Service	1,327.66	1,327.66	0.00
38	605	Public Fire Protection Service	0.00	0.00	0.00
39	606	Sales To Other Water Utilities For Resale	17,593.75	9,218.55	8,375.20
42	609	Other Sales or Service	300.00	130.24	169.76
43		Sub-Total	<u>19,221.41</u>	<u>10,676.45</u>	<u>8,544.96</u>
44		Total Water Service Revenue	<u>4,209,211.00</u>	<u>4,306,765.21</u>	<u>(97,554.21)</u>
46		<b>II. Other Water Revenues</b>			
47	611	Miscellaneous Service Revenue	2,955.00	4,565.24	(1,610.24)
48	612	Rent From Water Property	0.00	0.00	0.00
50	614	Other Water Revenues	(29,537.10)	358.02	(29,895.12)
51		Total Other Water Revenues	<u>(26,582.10)</u>	<u>4,923.26</u>	<u>(31,505.36)</u>
52		<b>III. Water Revenue Adjustment Mechanism Offsets</b>			
53		WRAM Adjustmets	812,846.65	628,699.25	184,147.40
54		WRAM/MCBA Interest	2,724.96	1,548.22	1,176.74
55		Total WRAM Adjustments	<u>815,571.61</u>	<u>630,247.47</u>	<u>185,324.14</u>
52		Total Operating Revenues	<u>4,998,200.51</u>	<u>4,941,935.94</u>	<u>56,264.57</u>



*Kern River Valley Water Co.*

**SCHEDULE B-3**

LN NO	ACCT NO	ACCOUNT (A)	OPERATING EXPENSE - CLASS A, B, AND C WATER		INCREASE (DECREASE) (D)
			AMOUNT CURRENT YEAR (B)	UTILITIES AMOUNT PRIOR YEAR (C)	
1		<b>I. Source of Supply Expense</b>			
2		Operation			
3	701	Operation Supervision and Engineering	0.00	0.00	0.00
5	702	Operation Labor and Expense	0.00	0.00	0.00
6	703	Miscellaneous Expense	0.00	0.00	0.00
7	704	Purchased Water	21,169.50	27,689.75	(6,520.25)
8		Maintenance			
9	706	Maint. Supervision and Engineering	0.00	0.00	0.00
11	707	Maint. Of Structures and Improvements	0.00	0.00	0.00
12	708	Maint. Of Reservoirs	0.00	0.00	0.00
14	709	Maint. Of Lake, River other Intakes	0.00	0.00	0.00
15	710	Maint. Of Springs and Tunnels	0.00	0.00	0.00
16	711	Maint. Of Wells	3,980.97	8,312.67	(4,331.70)
17	712	Maint. Of Supply Mains	0.00	0.00	0.00
18	713	Maint. Of Other Source of Supply Plant	0.00	0.00	0.00
19		<b>Total Source of Supply Expenses</b>	<b>25,150.47</b>	<b>36,002.42</b>	<b>(10,851.95)</b>
20		<b>II. Pumping Expenses</b>			
21		Operation			
22	721	Operation Supervision and Engineering	20,049.60	19,693.63	355.97
24	722	Power Production Labor and Expenses	1,378.85	668.00	710.85
26	723	Fuel For Power Production	1,892.93	0.00	1,892.93
27	724	Pumping Labor and Expenses	125,797.72	141,081.02	(15,283.30)
28	725	Miscellaneous Expenses	5,900.07	3,673.86	2,226.21
29	726	Fuel or Power Purchased For Pumping	273,081.83	277,506.14	(4,424.31)
30		Maintenance			
31	729	Maint. Supervision and Engineering	0.00	0.00	0.00
33	730	Maint. Of Structures and Improvements	1,270.32	173.11	1,097.21
34	731	Maint. Of Power Production Equipment	0.00	0.00	0.00
35	732	Maint. Of Pumping Equipment	38,363.77	67,307.73	(28,943.96)
36	733	Maint. Of Other Pumping Equipment	0.00	0.00	0.00
37		<b>Total Pumping Expenses</b>	<b>467,735.09</b>	<b>510,103.49</b>	<b>(42,368.40)</b>
38		<b>III. Water Treatment Expenses</b>			
39		Operation			
40	741	Operation Supervision and Engineering	6,859.19	5,364.56	1,494.63
42	742	Operation Labor and Expenses	307,795.34	316,652.90	(8,857.56)
43	743	Miscellaneous Expenses	3,456.87	5,721.94	(2,265.07)
44	744	Chemicals and Filtering Materials	40,660.16	31,905.36	8,754.80
45		Maintenance			
46	746	Maint. Supervision and Engineering	0.00	0.00	0.00
48	747	Maint. Of Structures and Improvements	0.00	0.00	0.00
49	748	Maint. Of Water Treatment Equipment	54,878.99	106,799.87	(51,920.88)
50		<b>Total Water Treatment Expenses</b>	<b>413,650.55</b>	<b>466,444.63</b>	<b>(52,794.08)</b>

*Kern River Valley Water Co.*

**SCHEDULE B-2**

LN NO	ACCT NO	ACCOUNT (A)	OPERATING EXPENSE - CLASS A, B, AND C WATER		INCREASE (DECREASE) (D)
			AMOUNT CURRENT YEAR (B)	UTILITIES AMOUNT PRIOR YEAR (C)	
1		<b>IV. Transmission and Distribution Expenses</b>			
2		Operation			
3	751	Operation Supervision and Engineering	31,630.85	32,973.51	(1,342.66)
5	752	Storage Facilities Expenses	37,051.90	28,495.27	8,556.63
7	753	Transmission and Distribution Lines	108,865.95	80,445.78	28,420.17
8	754	Meter Expenses	25,184.30	28,689.01	(3,504.71)
9	755	Customer Installation Expenses	4,792.89	5,028.62	(235.73)
10	756	Miscellaneous	68,248.97	70,245.00	(1,996.03)
11		Maintenance			
12	758	Maint. Supervision and Engineering	0.00	0.00	0.00
14	759	Maint. Of Structures and Improvements	0.00	0.00	0.00
15	760	Maint. Of Reservoirs and Tanks	6,977.53	17,847.28	(10,869.75)
16	761	Maint. Of Transmission and Distribbut. Mains	34,906.31	23,593.38	11,312.93
18	762	Maint. Of Fire Mains	0.00	0.00	0.00
19	763	Maint. Of Services	39,713.82	55,761.18	(16,047.36)
21	764	Maint. Of Meters	167.38	136.11	31.27
22	765	Maint. Of Hydrants	0.00	0.00	0.00
23	766	Maint. Of Miscellaneous Plant			0.00
24		<b>Total Transmission and Distribution Exp.</b>	<b>357,539.90</b>	<b>343,215.14</b>	<b>14,324.76</b>
25		<b>V. Customer Account Expenses</b>			
26		Operation			
27	771	Supervision	67,429.56	66,357.59	1,071.97
29	772	Meter Reading Expenses	59,882.61	52,633.45	7,249.16
30	773	Customer Records and Collection Expenses	121,604.01	111,474.28	10,129.73
32	774	Miscellaneous Customer Accounting Expenses	55,058.20	77,488.63	(22,430.43)
33	775	Uncollectible Accounts	23,398.57	15,241.38	8,157.19
34		<b>Total Customer Accounts Expense</b>	<b>327,372.95</b>	<b>323,195.33</b>	<b>4,177.62</b>
35		<b>VI. Sales Expenses</b>			
36		Operation			
37	781	Supervision			
39	782	Demostration and Selling Expenses			
40	783	Advertising Expenses			
41	784	Miscellaneous Sales Expenses			
42	785	Merchandising, Jobbing and Contract Work			
43		<b>Total Sales Expenses</b>	<b>0.00</b>	<b>0.00</b>	<b>0.00</b>

*Kern River Valley Water Co.*

**SCHEDULE B-2**

LN. NO	ACCT NO	OPERATING EXPENSE - CLASS A, B, AND C WATER		UTILITIES (CONCLUDED)	
		ACCOUNT (A)	AMOUNT CURRENT YEAR (B)	AMOUNT PRIOR YEAR (C)	INCREASE (DECREASE) (D)
1		<b>VII. Administrative And General Expenses</b>			
2		Operation			
3	791	Administrative and General Salaries	520.01	0.00	520.01
5	792	Office Supplies and Other Expenses	14,424.90	12,772.96	1,651.94
6	793	Property Insurance	277.00	338.63	(61.63)
7	794	Injuries and Damages	30,549.76	24,529.04	6,020.72
8	795	Employees Pensions and Benefits	84,770.43	98,193.78	(13,423.35)
9	796	Franchise Requirements	0.00	0.00	0.00
11	797	Regulatory Commission Expenses	(979.02)	1,097.22	(2,076.24)
12	798	Outside Service Employed	130.17	2,935.93	(2,805.76)
14	799	Miscellaneous General Expense	3,447.66	8,014.95	(4,567.29)
15		Maintenance			
16	805	Maintenance of General Plant	0.00	0.00	0.00
17		Total Administrative and General Expenses	133,140.91	147,882.51	(14,741.60)
18		<b>VIII. Miscellaneous</b>			
19	811	Rents	2,378.38	2,309.00	69.38
20	812	Admin. Exp. Transferred	(7,787.17)	(6,961.51)	(825.66)
20		Admin. Exp. Transferred - General Office	752,787.63	779,781.21	(26,993.58)
21	813	Duplicate Charges - CR	0.00	0.00	0.00
22		Total Miscellaneous	747,378.84	775,128.70	(27,749.86)
23		Total Operating Expenses	2,471,968.71	2,601,972.22	(130,003.51)

LN NO	KIND OF TAX (A)	TAXES CHARGED DURING YEAR				CAPITALIZED (F)
		TOTAL TAXES CHARGES DURING YEAR (B)	WATER (ACCOUNT 507) (C)	NONUTILITY (ACCOUNT 5270) (D)	OTHER (ACCOUNT 5371) (E)	
24	Real and Property Taxes	277,680.14	277,680.14	0.00		
25	State corporate Franchise Tax	56,739.49	56,739.49			
26	State Unemployment Tax	2,611.18	2,242.69			368.49
27	Other State and Local Taxes	52,240.00	52,240.00			
28	Federal Unemployment Tax	557.51	485.60			71.91
29	FICA	49,223.60	41,406.15			7,817.45
30	Other Federal Tax					
31	Federal Income Tax	246,831.68	246,831.68			
32	payroll allocation	(993.88)	(993.88)			
33						
34						
35	General Office Allocation	23,275.02	23,275.02			
36						
37						
38						
39		708,164.74	699,906.89	0.00	0.00	(8,257.85)

TAXES CHARGED DURING YEAR						
LN NO	KIND OF TAX (A)	TOTAL TAXES CHARGES DURING YEAR (B)	WATER (ACCOUNT 507) (C)	NONUTILITY (ACCOUNT 5270) (D)	OTHER (ACCOUNT 5371) (E)	CAPITALIZED (F)
24	Real and Property Taxes	1,028.60	1,028.60	0.00		
25	State corporate Franchise Tax	0.00	0.00			
26	State Unemployment Tax	0.00	0.00			0.00
27	Other State and Local Taxes	0.00	0.00			
28	Federal Unemployment Tax	0.00	0.00			0.00
29	FICA	0.00	0.00			0.00
30	Other Federal Tax					
31	Federal Income Tax	0.00	0.00			
32	payroll allocation	0.00	0.00			
33						
34						
35	General Office Allocation	0.00	0.00			
36						
37						
38						
39		1,028.60	1,028.60	0.00	0.00	0.00

TAXES CHARGED DURING YEAR						
LN NO	KIND OF TAX (A)	TOTAL TAXES CHARGES DURING YEAR (B)	WATER (ACCOUNT 507) (C)	NONUTILITY (ACCOUNT 5270) (D)	OTHER (ACCOUNT 5371) (E)	CAPITALIZED (F)
24	Real and Property Taxes	2,239.12	1,039.12	1,200.00		
25	State corporate Franchise Tax	0.00	0.00			
26	State Unemployment Tax	0.00	0.00			0.00
27	Other State and Local Taxes	0.00	0.00			
28	Federal Unemployment Tax	0.00	0.00			0.00
29	FICA	0.00	0.00			0.00
30	Other Federal Tax					
31	Federal Income Tax	0.00	0.00			
32	payroll allocation	0.00	0.00			
33						
34						
35	General Office Allocation	0.00	0.00			
36						
37						
38						
39		2,239.12	1,039.12	1,200.00	0.00	0.00

**KERN**

**SCHEDULE D-1  
Sources of Supply and Water Developed**

STREAMS				FLOW IN .....(unit) <sup>2</sup>				Annual Quantities Diverted .....(Unit) <sup>2</sup>	Remarks
Line No.	Diverted into*	From Stream or Creek (Name)	Location of Diversion Point	Priority Right		Diversions			
				Claim	Capacity	Max.	Min.		
1	Not Applicable								
2									
3									
4									
5									

WELLS							Annual Quantities Pumped .....(Unit) <sup>2</sup>	Remarks
Line No.	At Plant (Name or Number)	See Attached Schedule		Dimensions	Depth to Water	Pumping Capacity .....(Unit) <sup>2</sup>		
		Location	Number					
6								
7								
8								
9								
10								

TUNNELS AND SPRINGS				FLOW IN .....(Unit) <sup>2</sup>		Annual Quantities Used .....(Unit) <sup>2</sup>	Remarks
Line No.	Designation	Location	Number	Maximum	Minimum		
						11	Not Applicable
12							
13							
14							
15							

Purchased Water for Resale		
16	Purchased from	Not Applicable
17	Annual quantities purchased	(Unit chosen) <sup>2</sup> Million Gallons
18		
19		

\* State ditch, pipe line, reservoir, etc., with name, if any.  
 1 Average depth to water surface below ground surface.  
 2 The quantity unit in established use for expressing water stored and used in large amounts is the acre foot, which equals 42,560 cubic feet; in domestic use the thousand gallon or the hundred cubic feet. The rate of flow or discharge in larger amounts is expressed in cubic feet per second, in gallons per minute, in gallons per day, or in the miner's inch. Please be careful to state the unit used.

**SCHEDULE D-2  
Description of Storage Facilities**

Line No.	Type	Number	Combined Capacity (Gallons or Acre Feet)	Remarks
1	A. Collecting reservoirs		See Attached Schedule	
2	Concrete			
3	Earth			
4	Wood			
5	B. Distribution reservoirs			
6	Concrete			
7	Earth			
8	Wood			
9	C. Tanks			
10	Wood			
11	Metal			
12	Concrete			
13	Total			

**KERN RIVER VALLEY DISTRICT**

**WELL PRODUCTION - YEAR 2010**

**SCHEDULE D-1**

<u>LOCATION</u>	<u>UNIT NO.</u>	<u>I.D. SIZE INCHES</u>	<u>DEPTH (FEET)</u>	<u>2010 M.G.</u>	<u>2010 A.F.</u>	<u>HOURS</u>
<b><u>ARDEN (Wofford Heights)</u></b>						
Wofford Heights Blvd. at Marina Dr.	5	6	425	0.0	0.0	N/A
701 Evans Road	13	6	525	0.0	0.0	N/A
701 Evans Road	14	6	565	11.4	35.0	N/A
30 Senjayho	15	6	342	4.3	13.2	N/A
701 Evans Road	17	6	450	52.2	160.2	N/A
41 Lakeshore Drive	18	6	540	0.0	0.0	N/A
161 Seargent	Quail 1	N/A	N/A	0.0	0.0	N/A
244 Seargent	Qual 2	N/A	N/A	0.0	0.0	N/A
Bristlecone	Quali 3	N/A	N/A	0.0	0.0	N/A
Countrywood	Upper	6	N/A	0.0	0.0	N/A
Countrywood	Lower	6	N/A	9.0	27.6	N/A
<b>SUBTOTAL</b>	<b>11</b>			<b>76.9</b>	<b>236.0</b>	
<b><u>BODFISH</u></b>						
376 Rim Road	5	6	190	0.0	0.0	N/A
376 Rim Road	7	6	300	0.0	0.0	N/A
286 Bodfish Cyn Road	8	8	250	6.6	20.3	N/A
286 Bodfish Cyn Road	10	6	400	10.1	31.0	N/A
286 Bodfish Cyn Road	11	6	360	0.0	0.0	N/A
2392 Rembach Road (Canyon Heights)	CH-1	6	419	0.0	0.0	N/A
19 Spring Ct. (Canyon Heights)	CH-2A	6	399	0.0	0.0	N/A
19 Spring Ct. (Canyon Heights)	CH-3	8	399	0.0	0.0	N/A
REMBACH	14-01	8	520	10.2	31.3	N/A
REMBACH	14-02	8	600	8.3	25.5	N/A
BODFISH CANYON ROAD	13-01	8	270	35.7	109.6	N/A
<b>SUBTOTAL</b>	<b>11</b>			<b>70.9</b>	<b>217.6</b>	
<b><u>KERNVILLE</u></b>						
226 Sirretta	2	10	81	0.0	0.0	N/A
24 Sirretta	3	10	84	0.0	0.0	N/A
24 Sirretta	4	10	52	0.0	0.0	N/A
530 Sirretta	5	10	56	1.6	4.9	N/A
150 Sirretta	7	8	104	0.0	0.0	N/A
190 Sirretta	9	10	95	0.0	0.0	N/A
150 Sirretta	11	10	78	0.0	0.0	N/A
150 Sirretta	12	12	125	0.0	0.0	N/A
150 Sirretta	13	8	100	0.0	0.0	N/A
65 Burlando	14	8	100	0.0	0.0	N/A
150 Sirretta	15	10	150	0.0	0.0	N/A
150 Sirretta	16	10	150	0.0	0.0	N/A
<b>SUBTOTAL</b>	<b>12</b>			<b>1.6</b>	<b>4.9</b>	



**KERN RIVER VALLEY DISTRICT**  
**WELL PRODUCTION - YEAR 2010**

**SCHEDULE D-1**

<u>LOCATION</u>	<u>UNIT NO.</u>	<u>I.D. SIZE INCHES</u>	<u>DEPTH (FEET)</u>	<u>2010 M.G.</u>	<u>2010 A.F.</u>	<u>HOURS</u>
<b><u>LAKELAND</u></b>						
Warren Way	1	N/A	N/A	0.0	0.0	N/A
Warren Way	4	6	132	6.2	19.0	N/A
Warren Way	5	8	149	4.5	13.8	N/A
Ceed Lane	6	8	570	8.6	26.4	N/A
<b>SUBTOTAL</b>	<b>4</b>			<b>19.3</b>	<b>59.2</b>	
<b><u>MOUNTAIN SHADOWS (Wofford Heights)</u></b>						
n/a	1	6	170	0.4	1.2	N/A
605 Old State	2	6	295	0.0	0.0	N/A
397 Old State	3	N/A	N/A	0.0	0.0	N/A
End of Pinehurst	PP. 2	6	500	0.0	0.0	N/A
n/a	PP. 3	6	460	2.1	6.4	N/A
<b>SUBTOTAL</b>	<b>5</b>			<b>2.5</b>	<b>7.7</b>	
<b><u>ONYX</u></b>						
8091 Easy St.	1	N/A	N/A	0.0	0.0	N/A
401 Otis St.	2	N/A	N/A	0.0	0.0	N/A
Approx. 300 feet west of Otis (dead end)	4	N/A	N/A	0.0	0.0	N/A
Highway 178	Smith Well	8	174	15.3	47.0	N/A
<b>SUBTOTAL</b>	<b>4</b>			<b>15.3</b>	<b>47.0</b>	
<b><u>SOUTHLAKE</u></b>						
HWY 178	5	12	236	29.4	90.2	N/A
HWY 178	6	12	110	38.0	116.6	N/A
HWY 178	7	10	205	30.3	93.0	N/A
HWY 178	8	10	210	1.1	3.4	N/A
<b>SUBTOTAL</b>	<b>4</b>			<b>98.8</b>	<b>303.2</b>	

**KERN RIVER VALLEY DISTRICT**  
**WELL PRODUCTION - YEAR 2010**

**SCHEDULE D-1**

<u>LOCATION</u>	<u>UNIT NO.</u>	<u>I.D. SIZE INCHES</u>	<u>DEPTH (FEET)</u>	<u>2010 M.G.</u>	<u>2010 A.F.</u>	<u>HOURS</u>
<b><u>SQUIRREL MOUNTAIN (Squirrel Valley)</u></b>						
N/E of Geneva Ct.	1-C	6	N/A	0.0	0.0	N/A
N/O Mark Lane w/o Shadow Mtn.	2	6	N/A	0.0	0.0	N/A
Big Springs Road	3	6	428	0.0	0.0	N/A
3405 Big Springs Road	5-C	6	578	0.0	0.0	N/A
Big Springs Road	6-a	6	441	0.0	0.0	N/A
South of the south end of Shadow Mt. Dr.	7-c	6	362	0.0	0.0	N/A
South of the south end of Shadow Mt. Dr.	7-d	6	240	0.0	0.0	N/A
Big Springs Road	8	6	635	0.0	0.0	N/A
Southeast of McCray and Quail	9	6	650	0.0	0.0	N/A
South Southwest of the end of Fawn Ct.	10	6	661	0.0	0.0	N/A
6112 Cougar	11	6	200	0.0	0.0	N/A
South Southwest of south end of McCray	12	8	545	0.0	0.0	N/A
<b>SUBTOTAL</b>	<b>12</b>			<b>0.0</b>	<b>0.0</b>	
<b><u>SPLIT MOUNTAIN (Wofford Heights)</u></b>						
	Homestead	6	258	0.0	0.0	N/A
121 Cane Peak	Homestead	8	310	6.2	19.0	N/A
1989 Evans Road	Pala	7	265	3.3	10.1	N/A
<b>SUBTOTAL</b>	<b>3</b>			<b>9.5</b>	<b>29.2</b>	
<b>GRAND TOTAL</b>	<b>61</b>			<b>294.8</b>	<b>904.7</b>	
					<b>810.9</b>	

**CALIFORNIA WATER SERVICE COMPANY**

**KERN RIVER VALLEY AREA**

**STORAGE FACILITIES - DECEMBER 31, 2010**

**SCHEDULE D - 2**

LOCATION	DESIGNATION	FILLED FROM WHAT SOURCE	TYPE	CAPACITY (1000 gal)
<u>Arden</u>				
Evans Road	Sta. 014-Tank 1	System	Steel	300
Windy Hill	Sta. 013-Tank 1	System	Steel	79
Christmas Tree	Sta. 006-Tank 1	System	Steel	42
Countrywood	Sta. 009-Tank 1	System	Steel	40
Countrywood	Sta. 009-Tank 2	System	Steel	21
Nellie Dent	Sta. 011-Tank 1	System	Steel	320
Senjayho Drive	Sta. 002-Tank 2	Well	Steel	50
Oakwood Drive	Sta. 007-Tank 1	System	Steel	42
Upper Juniper Highlands	Sta. 008-Tank 1	System	Steel	42
	9			936
<u>Bodfish</u>				
Dodger	Sta. 010-Tank 1	System	Steel	300
Juniper Hills	Sta. 203-Tank 1	System	Steel	100
Rim Road	Sta. 011-Tank 1	System	Steel	42
Canyon Heights	Sta. 103-Tank 3	System	Steel	42
do.	Sta. 103-Tank 4	System	Steel	150
	5			634
<u>Kernville</u>				
Grove Park	Sta. 005-Tank 1	System	Steel	300
Pasco	Sta. 006-Tank 1	System	Steel	210
Treatment Plant	Sta. 001-Tank 2	Raw Water	"	6.5
Treatment Plant	Sta. 001-Tank 1	Treatment Plant	Steel	138
Treatment Plant	Sta. 001-Tank 3	Treatment Plant	Steel	400
	Sta. 001-Tank 4	Raw water	Steel	400
	6			1,454.50
<u>Lakeland</u>				
Warren Way	Sta. 007-Tank 1	System	Steel	300
Treatment Plant	Sta. 008-Tank 1	Treatment Plant	Steel	42
	2			342
<u>Mountain Shadows</u>				
Mountain Shadows	Sta. 003-Tank 1	System	Steel	42
So. of Pinehurst Way-off Old State Road	Sta. 006-Tank 3	System	Steel	22
So. of Pinehurst Way-off Old State Road	Sta. 006-Tank 4	System	Steel	22
	3			86
<u>Onyx</u>				
Coyote	Sta. 003-Tank 2	System	Steel	100
	Sta. 003-Tank 3			100
	2			200
<u>Southlake</u>				
Goat Ranch Road	Sta. 001-Tank 1	System	Steel	280
Upper Tank	Sta. 002-Tank 1	System	Steel	100
	2			380
<u>Squirrel Mountain</u>				
Big Spring	Sta. 005-Tank 1	System	Steel	93
Kissak	Sta. 013-Tank 1	System	Steel	300
Shadow Mountain	Sta. 007-Tank 1	System	Steel	210
	3			603
<u>Split Mountain</u>				
Cane Pike Court	Sta. 001-Tank 1	System	Steel	10
Homestead	Sta. 002-Tank 1	System	Steel	165
Pala	Sta. 004-Tank 1	System	Steel	80
	3			255
	<b>35</b>		<b>Total District</b>	<b>4,891</b>

**KERN**

**SCHEDULE D-3  
Description of Transmission and Distribution Facilities**

A. LENGTH OF DITCHES, FLUMES AND LINED CONDUITS IN MILES FOR VARIOUS CAPACITIES  
Capacities in Cubic Feet Per Second or Miner's Inches (State Which) \_\_\_\_\_

Line No.	Not Applicable	Capacities in Cubic Feet Per Second or Miner's Inches (State Which) _____							
		0 to 5	6 to 10	11 to 20	21 to 30	31 to 40	41 to 50	51 to 75	76 to 100
1	Ditch								
2	Flume								
3	Lined conduit								
4									
5	Total								

A. LENGTH OF DITCHES, FLUMES AND LINED CONDUITS IN MILES FOR VARIOUS CAPACITIES - Continued  
Capacities in Cubic Feet Per Second or Miner's Inches (State Which) \_\_\_\_\_

Line No.	Not Applicable	Capacities in Cubic Feet Per Second or Miner's Inches (State Which) _____							Total All Lengths
		101 to 200	201 to 300	301 to 400	401 to 500	501 to 750	751 to 1000	Over 1000	
6	Ditch								
7	Flume								
8	Lined conduit								
9									
10	Total								

B. FOOTAGES OF PIPE BY INSIDE DIAMETERS IN INCHES - NOT INCLUDING SERVICE PIPING

Line No.	See Attached Schedule	NOT INCLUDING SERVICE PIPING								
		1	1 1/2	2	2 1/2	3	4	5	6	8
11	Cast Iron									
12	Cast Iron (cement lined)									
13	Concrete									
14	Copper									
15	Riveted steel									
16	Standard screw									
17	Screw or welded casing									
18	Cement - asbestos									
19	Welded steel									
20	Wood									
21	Other (specify)									
22	Total									

B. FOOTAGES OF PIPE BY INSIDE DIAMETERS IN INCHES - NOT INCLUDING SERVICE PIPING - Continued

Line No.	See Attached Schedule	NOT INCLUDING SERVICE PIPING - Continued						Other Sizes (Specify Sizes)	Total All Sizes
		10	12	14	16	18	20		
23	Cast Iron								
24	Cast Iron (cement lined)								
25	Concrete								
26	Copper								
27	Riveted steel								
28	Standard screw								
29	Screw or welded casing								
30	Cement - asbestos								
31	Welded steel								
32	Wood								
33	Other (specify)								
34	Total								

California Water Service Company  
Supply And Distributions Mains  
12/31/2010

Department: 134-KERN RIVER VALLEY WATER CO.

Pipe Size	Asbestos Cement	Cast Iron	Concrete Cylinder	Copper Tubing	Steel Standard	Steel Cement Lined	Steel Other	Ductile Iron	Plastic Pipe	Total
3/4"										
1"										
1 - 1/4"										
1 - 1/2"										
2"		12,000		1,710			26,372		6,522	46,604
2-3/8"										
2-1/2"										
3"	5,208						2,813		8,764	16,785
3-1/2"										
4"	97,843		108		-1		6,762		30,290	135,002
4-1/2"										
5"										
5-1/2"										
6"	115,284		54				32		74,195	189,565
7"										
8"	19,698					3,834	596		23,470	47,598
9"										
10"	1,800									1,800
10-3/4"										
12"										
12-3/4"										
14"										
15"										
16"										
17"										
18"		0								
19"										
20"										
21"										
22"										
24"		0								
26"										
27"										
30"										
33"										
36"										
37"										
42"										
<b>Total</b>	239,833	12,000	162	1,710	-1	3,834	36,575		143,241	437,354

**SCHEDULE D-4                      Kern**  
**Number of Active Service Connections**

	Metered-	Dec. 31	Flat Rate-	Dec. 31
	Prior	Current	Prior	Current
	Year	Year	Year	Year
Commercial (including domestic)	4215	4193	14	14
Industrial	0	0		
Public Authorities	18	17		
Irrigation				
Other (specify)	0	0	5	5
Sub-Total	4233	4210	19	19
Private Fire Connections			4	4
Public Fire Connections			0	0
<b>Totals</b>	<b>4233</b>	<b>4210</b>	<b>23</b>	<b>23</b>

Kern River Valley		SCHEDULE D-7								
		Water Delivered to Metered Customers by Months and Years in 100,000 CuFt (Units Chosen)								
Classification Of Service	During Current Year							Sub-total	Total	Total Prior Yr
	Jan	Feb	Mar	Apr	May	Jun	Dec			
Commercial	11	4	8	6	14	14		57	152	162
Industrial								0	0	0
Public Authority	0	0	0	0	0	0	0	0	2	5
Irrigation						1		1	1	0
Other (specify)								0	0	0
<b>Total</b>	<b>11</b>	<b>4</b>	<b>8</b>	<b>6</b>	<b>14</b>	<b>15</b>		<b>58</b>	<b>155</b>	<b>167</b>
Classification Of Service	During Current Year							Sub-total	Total	Total Prior Yr
	Jul	Aug	Sep	Oct	Nov	Dec	Dec			
Commercial	25	14	25	11	14	6		95	152	162
Industrial								0	0	0
Public Authority	1	0	1	0	0	0	0	2	2	5
Irrigation								0	1	0
Other (specify)								0	0	0
<b>Total</b>	<b>26</b>	<b>14</b>	<b>26</b>	<b>11</b>	<b>14</b>	<b>6</b>		<b>97</b>	<b>155</b>	<b>167</b>
Quantity units to be in hundreds of cubic feet, thousands of gallons, acre-feet. Total Acres Irrigated: Total Population Served: 6,292										

## END OF YEAR BALANCES IN SELECTED ACCOUNTS

Indicate the end of year balances shown in the district's accounting records for the following accounts:

131. Materials and supplies on hand	(G)	579.65
		15,510.70
100.3. Construction work in progress	(G)	140,744.85
		895,983.52
241. Advances for construction		(18,149.47)
265. Contributions in aid of construction		(557,668.57)

(G) General Office Allocation

### SIGNATURE

District Management


Name of District Manager Chris Whitley

Address P O Box 1260 (7138 Lake Isabella Blvd., Lake Isabella, CA 93240

Telephone (760) 379-5336

This report sets forth book or allocated figures and other data pertaining to the district for the period from January 1, 2010 to December 31, 2010.

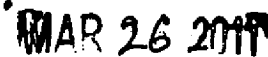
**KERN RIVER VALLEY**



Signature

**Controller**

Title



Date



# INDEX

	<u>Page</u>
Acres Irrigated	15
Advances for Construction	16
Construction work in progress	16
Contribution in aid of construction	16
Depreciation and amortization reserves	2
Material and supplies on hand	16
Meters and services on pipe system	13
Operating expenses	4-6
Operating revenues	7
Population served	15
Service connections, active	14
Signature	16.a
Source of supply and water developed	11
Storage facilities	11
Taxes	8
Transmission and distribution facilities	12
Utility plant in service	2