


74

| |
|----------------|
| Received _____ |
| Examined _____ |

CLASS D
WATER UTILITIES

U# _____



2005
ANNUAL REPORT
OF

Easton Estates Water Company

(NAME UNDER WHICH CORPORATION, PARTNERSHIP, OR INDIVIDUAL IS DOING BUSINESS)

5132 N. Palm, PMB 114

Fresno, CA 93704

(OFFICIAL MAILING ADDRESS) ZIP

TO THE
PUBLIC UTILITIES COMMISSION
STATE OF CALIFORNIA
FOR THE
YEAR ENDED DECEMBER 31, 2005

REPORT MUST BE FILED NOT LATER THAN MARCH 31, 2006
(FILE TWO COPIES IF THREE RECEIVED)

Received _____
Examined _____

CLASS D
WATER UTILITIES

U# _____

2005
ANNUAL REPORT
OF

Easton Estates Water Company

(NAME UNDER WHICH CORPORATION, PARTNERSHIP, OR INDIVIDUAL IS DOING BUSINESS)

5132 N. Palm, PMB 114

Fresno, CA

93704

(OFFICIAL MAILING ADDRESS)

ZIP

TO THE
PUBLIC UTILITIES COMMISSION
STATE OF CALIFORNIA
FOR THE
YEAR ENDED DECEMBER 31, 2005

REPORT MUST BE FILED NOT LATER THAN MARCH 31, 2006
(FILE TWO COPIES IF THREE RECEIVED)

INSTRUCTIONS

1. One completed copy of this report (two copies if three received) must be filed NOT LATER THAN MARCH 31, following the year covered by the report, with:

**CALIFORNIA PUBLIC UTILITIES COMMISSION
WATER DIVISION
ATTENTION: KAYODE KAJOPAIYE
505 VAN NESS AVENUE, ROOM 3105
SAN FRANCISCO, CALIFORNIA 94102-3298**

2. Failure to file the report on time may subject a utility to the penalties and sanctions provided by the Public Utilities Code.
3. The Oath, on the last page, must be signed by an officer, partner or owner.
4. The report must be prepared in ink or by the use of a typewriter. Computer generated report forms may be substituted.
5. The report must be filled in, and every question answered. LEAVE NO SCHEDULE BLANK. Insert the words "none" or "not applicable" or "n/a" when appropriate.
6. Certain balance sheet and income statement accounts refer to supplemental schedules. The totals of the details in the latter must agree with the balances of the accounts to which they refer.
7. Some schedules provide for a "balance at beginning of year." The amount shown should agree with the "balance at end of year" as shown in the report for the previous year. If there is a difference it should be explained by footnote.
8. When there is insufficient space in a schedule to permit a complete statement of the requested information, insert sheets should be prepared and identified by the number of the schedule to which it refers. Be certain that the inserts are securely attached to the report.
9. This report must cover a calendar year, from January 1 through December 31. Fiscal year reports will not be accepted.

| Account Number | Operating Revenue | |
|----------------|--------------------------------|--------------|
| 470 | Metered | 2696 |
| 460 | Unmetered | 49914 |
| 465 | SDWBA Revenue | 11277 |
| 462-480 | Other Water Revenue | 138 |
| | Total Revenue | 64025 |
| | | |
| | Operating Expenses | |
| 610 | Purchased Water | |
| 615 | Purchased Power | 5476 |
| | Pump Taxes | |
| | Purchased Chemicals | |
| 618 | Other Vol. Related exp. | |
| 630 | Employee Labor | |
| 640 | Materials | 550 |
| 650 | Contract Work | 5518 |
| | Water Testing | |
| 660 | Transportation Expense | |
| 664 | Other Plant Maintenance | |
| 670 | Office Salaries | |
| 671 | Management Salaries | |
| 674 | Employee Pensions and Benefits | |
| 676 | Uncollectables | 222 |
| 678 | Office Service and Rentals | 5775 |
| 681 | Office Supplies and Expense | 6878 |
| 682 | Professional Services | 12143 |
| 684 | Insurance | 3155 |
| 688 | Regulatory Expense | 1386 |
| 689 | General Expense | 1120 |
| | Subtotal | 42223 |
| 403 | Depreciation Expense | 8931 |
| | Ad Valorem Taxes | |
| | Payroll taxes | |
| 408 | Taxes other than income | 804 |
| 409 | State Income Tax | 800 |
| 410 | Federal Income Tax | |
| | Total Deductions | 52758 |
| | | |
| | Net Revenue | 11267 |
| | | |
| | Rate Base | |

| | | |
|--|-------------------------------------|--------|
| | Average Plant | 150680 |
| | Average Depreciation Reserve | 77310 |
| | Net Plant | 73370 |
| | Less: Advances | |
| | Less: Contributions | |
| | Plus: Construction Work in Progress | |
| | Plus: Working Cash | |
| | Plus: Material & Supplies | |
| | Rate Base | 73370 |
| | ROR=Net Rev/Rate Base | 7% |

CLASS D WATER UTILITIES

(HAVING LESS THAN 500 SERVICE CONNECTIONS)

Easton Estates Water Company

(Name under which corporation, partnership or individual is doing business)

5132 N. Palm, PMB 117 Fresno, CA 93704

(Official mailing address)

Fresno, Fresno County

(Service area-town and county)

GENERAL INFORMATION

RETURN ORIGINAL
TO COMMISSION
NO PHOTOCOPIES

- 1 If a corporation show:
 - (A) Date of organization 6/8/1960 incorporated in the State of California
 - (B) Names, titles and addresses of principal officers:

| | |
|------------------------------|---------------------------|
| Francis Ferraro-President | |
| Dovie Ferraro-Vice President | Claudia Stanley-Secretary |
- 2 If unincorporated give the name and address of owner or of each partner:
N/A
- 3 Name and telephone number of: Claudia Stanley 559-439-0198
 - (A) One person listed above to receive correspondence: Claudia Stanley 559-439-0198
 - (B) Person responsible for operations and services: George Stanley 559-439-0198
- 4 Were any contracts or agreements in effect with any organization or person covering service, supervision and/or management of your business affairs during the year? (Yes or No) Yes
If so, what was the nature and the amount of each payment made under the agreement, to whom were payments made, and to what account was each payment charged? Operations & Administration Services
- 5 State the names of associated companies or persons which, directly or indirectly, or through one or more intermediaries, control, or are controlled by, or are under common control with respondent: N/A

PUBLIC HEALTH STATUS

- 6 Has state or local health department inspection been made during the year?
- 7 Are routine laboratory tests of water being made?
- 8 Has state health department water supply permit been obtained? (Indicate date)
- 9 If no permit has been obtained, state whether application has been made and when.
- 10 Show expiration date if state permit is temporary.

| Yes | No | Latest Date |
|-----|----|-------------|
| X | | 2005 |
| X | | 12/31/2005 |
| X | | 1960 |
| N/A | | |
| N/A | | |

SPECIAL INSTRUCTIONS (over)

SPECIAL INSTRUCTIONS

- 1 Beginning of year balances must agree with end of year balances shown in report for previous year. Attach a supplementary statement to explain any differences.
- 2 Attach a supplementary statement to explain adjustments in Schedule B - Water Plant in Service.
- 3 Complete all schedules, using the words "None" or "Not applicable" if appropriate.
- 4 Report must be prepared legibly in ink or by typewriter.

SELECTED FINANCIAL DATA - CLASS A, B, C AND D WATER COMPANIES
2005

NAME OF UTILITY Easton Estates Water Company

PHONE 559-439-0198

PERSON RESPONSIBLE FOR THIS REPORT Claudia Stanley, Secretary
(Prepared from Information in the 2005 Annual Report)

| | 1/1/2005 | 12/31/2005 | Average |
|---|---------------|---------------|---------------|
| BALANCE SHEET DATA | | | |
| 1 Intangible Plant | 1164 | 1164 | 1164 |
| 2 Land and Land Rights | 0 | 0 | 0 |
| 3 Depreciable Plant | 345880 | 333027 | 339454 |
| 4 Gross Plant in Service | 347044 | 334191 | 340618 |
| 5 Less: Accumulated Depreciation | 145833 | 141742 | 143788 |
| 6 Net Water Plant in Service | 201211 | 192449 | 196830 |
| 7 Water Plant Held for Future Use | 0 | 0 | 0 |
| 8 Construction Work in Progress | 0 | 0 | 0 |
| 9 Materials and Supplies | 0 | 0 | 0 |
| 10 Less: Advances for Construction | 0 | 0 | 0 |
| 11 Less: Contribution in Aid of Construction | 0 | 0 | 0 |
| 12 Less: Accumulated Deferred Income and Investment Tax Credits | 0 | 0 | 0 |
| 13 Net Plant Investment | <u>201211</u> | <u>192449</u> | <u>196830</u> |
| CAPITALIZATION | | | |
| 14 Common Stock | 27200 | 27200 | 27200 |
| 15 Proprietary Capital (Individual or Partnership) | 0 | 0 | 0 |
| 16 Paid-in Capital | 0 | 0 | 0 |
| 17 Retained Earnings | 55767 | 61925 | 58846 |
| 18 Common Stock and Equity (Lines 14 through 17) | 82967 | 89125 | 86046 |
| 19 Preferred Stock | 0 | 0 | 0 |
| 20 Long-Term Debt | 150449 | 145319 | 147884 |
| 21 Notes Payable | 10966 | 5351 | 8159 |
| 22 Total Capitalization (Lines 18 through 21) | <u>244382</u> | <u>239795</u> | <u>242089</u> |

(Revised 2/01)

SELECTED FINANCIAL DATA - CLASS A, B, C AND D WATER COMPANIES
2005
(continued)

NAME OF UTILITY Easton Estates Water Company PHONE 559-439-0198

| | Annual Amount |
|--|------------------|
| INCOME STATEMENT | |
| 23 Unmetered Water Revenue | 49914 |
| 24 Fire Protection Revenue SDBWA Revenue | 11277 |
| 25 Irrigation Revenue Other Revenue | 138 |
| 26 Metered Water Revenue | 2696 |
| 27 Total Operating Revenue | 64025 |
| 28 <u>Operating Expenses</u> | 42223 |
| 29 Depreciation Expense (Composite Rate 2.5%) | 2600 |
| 30 Amortization and Property Losses SDWBA Depreciation | 6331 |
| 31 Property Taxes | 804 |
| 32 Taxes Other Than Income Taxes | 0 |
| 33 Total Operating Revenue Deduction Before Taxes | 51958 |
| 34 California Corp. Franchise Tax | 800 |
| 35 Federal Corporate Income Tax | 0 |
| 36 Total Operating Revenue Deduction After Taxes | 52758 |
| 37 Net Operating Income (Loss) - California Water Operations | 11267 |
| 38 Other Operating and Nonoper. Income and Exp. - Net (Exclude Interest Expense) | 32 |
| 39 Income Available for Fixed Charges | 11299 |
| 40 Interest Expense | |
| 41 Net Income (Loss) Before Dividends | 11299 |
| 42 Preferred Stock Dividends | |
| 43 Net Income (Loss) Available for Common Stock | 11299 |

| OTHER DATA | | Annual Amount |
|--|--|------------------|
| 44 Refunds of Advances for Construction | | 0 |
| 45 Total Payroll Charged to Operating Expenses | | 0 |
| 46 Purchased Water | | 0 |
| 47 Power | | 5476 |

| <u>Active Service Connections</u> | (Exc. Fire Protect.) | Jan. 1 | Dec. 31 | Annual Average |
|-------------------------------------|----------------------|--------|---------|-------------------|
| 48 Metered Service Connections | | 2 | 3 | 3 |
| 49 Flat Rate Service Connections | | 103 | 103 | 103 |
| 50 Total Active Service Connections | | 105 | 106 | 106 |

**CLASS B, C AND D WATER COMPANIES
SAFE DRINKING WATER BOND ACT DATA**

Please provide the following information relating to each Safe Drinking Water Bond Act (SDWBA) loan outstanding during the 12 month reporting period. (Use one sheet for each loan.)

1. Current Fiscal Agent:

Name: WestAmerica Bank'
Address: 790 W. Shaw Ave, Fresno, CA 93704
Phone Number: 559-221-2202
Date Hired: 9/5/2000

2. Former Fiscal Agent:

Name: _____
Address: _____
Phone Number: _____
Date Hired: _____

3. Total surcharge collected from customers during the 12 month reporting period:

\$12,688.63

4. Summary of the trust bank account activities showing:

| | |
|-------------------------------------|--------------------|
| Balance at beginning of year | <u>\$30,245.73</u> |
| Deposits during the year | <u>12719.96</u> |
| Withdrawals made for loan payments | <u>9866.70</u> |
| Other withdrawals from this account | <u>0.00</u> |
| Balance at end of year | <u>33098.99</u> |

5. Account information:

Bank Name: WestAmerica Bank
Account Number: 2254-995563-2
Date Opened: 9/13/2000

6. Plant amounts included in Schedule A, Account No. 101--Water Plant in Service which were funded using SDWBA funds:

| Line No. | Acct. No. | Title of Account (a) | Balance Beginning of Year (b) | Plant Additions During Year (c) | Plant Retirements During Year (d) | Other Debits* or (Credits) (e) | Balance End of Year (f) |
|----------|-----------|----------------------------------|-------------------------------|---------------------------------|-----------------------------------|--------------------------------|-------------------------|
| 1 | | NON-DEPRECIABLE PLANT | | | | | |
| 2 | 301 | Intangible plant | | | | | |
| 3 | 303 | Land | | | | | |
| 4 | | Total non-depreciable plant | | | | | |
| 5 | | DEPRECIABLE PLANT | | | | | |
| 6 | 304 | Structures | 3520 | | | | 3520 |
| 7 | 307 | Wells | 112856 | | | | 112856 |
| 8 | 317 | Other water source plant | 0 | | | | 0 |
| 9 | 311 | Pumping equipment | 48118 | | | | 48118 |
| 10 | 320 | Water treatment plant | 0 | | | | 0 |
| 11 | 330 | Reservoirs, tanks and sandpipes | 25443 | | | | 25443 |
| 12 | 331 | Water mains | 0 | | | | 0 |
| 13 | 333 | Services and meter installations | 0 | | | | 0 |
| 14 | 334 | Meters | 0 | | | | 0 |
| 15 | 335 | Hydrants | 0 | | | | 0 |
| 16 | 339 | Other equipment | 0 | | | | 0 |
| 17 | 340 | Office furniture and equipment | 0 | | | | 0 |
| 18 | 341 | Transportation equipment | 0 | | | | 0 |
| 19 | | Total depreciable plant | 189937 | | | | 189937 |
| 20 | | Total water plant in service | 189937 | | | | 189937 |

SCHEDULE D - CAPITAL STOCK OUTSTANDING (DECEMBER 31, 2005)

| Line | Common - (Shares , \$ par) | 27200 | List persons owning more than 5% of outstanding stock and number of shares owned by each: |
|------|-------------------------------|-------|---|
| 1 | | | |
| 2 | Preferred - (Shares , \$ par) | | |
| 3 | Dividends - Common Rate - \$ | | |
| 4 | - Preferred Rate - \$ | | |

SCHEDULE E - LONG TERM DEBT

| | Class | Date of Issue | Date of Maturity | Principal Amount Authorized | Outstanding Per Balance Sheet | Rate of Interest | Interest Accrued During Year | Interest Paid During Year |
|---|------------|---------------|------------------|-----------------------------|-------------------------------|------------------|------------------------------|---------------------------|
| 5 | SDWBA Loan | 1996 | 2025 | 192982 | | 3.1775 | 4737 | 4737 |
| 6 | | | | | | | | |
| 7 | | | | | | | | |
| 8 | Totals | | | | | | | |

SCHEDULE F - INCOME STATEMENT

| | | |
|----|--|------------|
| 9 | Operating revenues | xxxxxxxxxx |
| 10 | 460 Unmetered water revenue | 49914 |
| 11 | 462 Fire protection revenue | 0 |
| 12 | 465 Irrigation revenue SDWBA | 11277 |
| 13 | 470 Metered water revenue | 2696 |
| 14 | 480 Other water revenue | 138 |
| 15 | Total Operating Revenue | 64025 |
| 16 | Operating revenue deductions | xxxxxxxxxx |
| 17 | Operating expenses | xxxxxxxxxx |
| 18 | 610 Purchased water | 0 |
| 19 | 615 Power | 5476 |
| 20 | 618 Other volume related expenses | 0 |
| 21 | 630 Employee labor | 0 |
| 22 | 640 Materials | 550 |
| 23 | 650 Contract work | 5518 |
| 24 | 660 Transportation expenses | 0 |
| 25 | 664 Other plant maintenance expense | 0 |
| 26 | 670 Office salaries | 0 |
| 27 | 671 Management salaries | 0 |
| 28 | 674 Employee pensions and benefits | 0 |
| 29 | 676 Uncollectible accounts expense | 222 |
| 30 | 678 Office services and rentals | 5775 |
| 31 | 681 Office supplies and expense | 6878 |
| 32 | 682 Professional services | 12143 |
| 33 | 684 Insurance | 3155 |
| 34 | 688 Regulatory commission expense | 1386 |
| 35 | 689 General expenses | 1120 |
| 36 | Total Operating Expenses | 42223 |
| 37 | 403 Depreciation expense | 2600 |
| 38 | 407 SDWBA loan amortization expense | 6331 |
| 39 | 408 Taxes other than income taxes | 804 |
| 40 | 409 State corporate income tax expense | 800 |
| 41 | 410 Federal corporate income tax expense | 0 |
| 42 | Total Operating Revenue Deductions | 52758 |
| 43 | Utility Operating Income | 11267 |
| 44 | 421 Non-utility income | 31 |
| 45 | 426 Miscellaneous non-utility expense | 0 |
| 46 | 427 Interest expense | 5140 |
| 47 | Net Income | 6158 |

SCHEDULE G - SOURCES OF SUPPLY AND WATER DEVELOPED WELLS

| Location | No. | Diam. Inch | Depth to water feet | Pumping capacity (g.p.m.) | Annual quantities pumped |
|--------------------------|-----|------------|---------------------|---------------------------|--------------------------|
| Corner of Cherry & Fantz | 1 | 16 | 63 | 730 | N/A |
| Corner of Joy & Anna | 1 | 10 | 61 | 510 | N/A |

OTHER

| Streams or springs location of diversion point | Flow in | | (Unit) Diversions | | Annual quantities diverted (Unit) |
|--|----------------|----------|-------------------|-----|-----------------------------------|
| | Priority right | | Max | Min | |
| | Claim | Capacity | | | |
| Purchased water (unit) | | | | | Annual quantity |
| Supplier: | | | | | |


SCHEDULE H - OPTIONAL WATER DELIVERED TO METERED CUSTOMERS

(If figures are available) (specify unit)

| Classification of service | Max. mo. Mo. of | Min. mo. Mo. of | Total for year |
|---------------------------|-----------------|-----------------|----------------|
| Residential & business | | | |
| Industrial | | | |
| Public authorities | | | |
| Irrigation | | | |
| Other (specify) | | | |
| Total | | | |

SCHEDULE I - EMPLOYEES AND THEIR COMPENSATION

| Line | Acct | Account | Number at end of year | Salaries Charged to Expense | Salaries Charged to Plant Accounts | Total Salaries and Wages Paid |
|------|------|---------------------|-----------------------|-----------------------------|------------------------------------|-------------------------------|
| 48 | 630 | Employee Labor | | | | |
| 49 | 670 | Office salaries | | | | |
| 50 | 671 | Management salaries | | | | |
| 51 | | Total | | | | |



SCHEDULE J - ADVANCES FOR CONSTRUCTION

| | |
|---|--|
| Balance beginning of year | |
| Additions during year | |
| Subtotal - Beginning balance plus additions during year | |
| Refunds | |
| Transfers to Acct. 271 - Contributions in Aid of Construction | |
| Balance end of year | |

SCHEDULE K - TOTAL METERS AND SERVICES (active and inactive)

| Size | Meters | Services |
|--------------|--------|----------|
| 5/8 x 3/4-in | | |
| 3/4-in | | |
| 1-in | 2 | 105 |
| 2-in | 1 | |
| -in | | |
| Total | 3 | 105 |

SCHEDULE L - METER-TESTING DATA

| | |
|---|--|
| Number of meters tested during year | |
| 1 Used, before repair... | |
| 2 Used, after repair | |
| 3 Fast, requiring refund .. | |
| Numbers of meters in service requiring test per General Order No. 103 | |

SCHEDULE M - SERVICE CONNECTIONS AT END OF YEAR

| Classification | Active | | | Inactive | | | Total connections | |
|----------------------------|---------|------|-------|----------|------|-------|-------------------|------|
| | Metered | Flat | Total | Metered | Flat | Total | Metered | Flat |
| Residences | 2 | 103 | 105 | | 2 | 2 | 2 | 105 |
| Industrial | | | | | | | | |
| Other (specify) | 1 | | 1 | | | | 1 | 0 |
| Subtotal | 3 | 103 | 106 | | 2 | 2 | 3 | 105 |
| Fire protection (Hydrants) | | | | | | | | |
| Total | 3 | 103 | 106 | | 2 | 2 | 3 | 105 |

NOTE: Total connections (metered plus flat) should agree with total services in Schedule K.

SCHEDULE N - STORAGE FACILITIES

SCHEDULE O - FOOTAGES OF PIPE (EXCLUDING SERVICE PIPES)


| Description | No. | Combined capacity in gallons | Description | 2" and under | 2 1/4 to 3 1/4 | 4" | Other sizes (specify) | Totals |
|-------------|-----|------------------------------|-----------------|--------------|----------------|----|-----------------------|--------|
| | | | | | | | | |
| Concrete | | | Cast Iron | | | | | |
| Earth | | | Welded steel | | | | | |
| Wood | | | Standard screw | | | | | |
| Steel | | | Cement-asbestos | | | | | |
| Other | | | Plastic | | | | | |
| | | | Other (specify) | | | | | |
| | | | | | | | | |
| | | | | | | | | |
| | | | | | | | | |
| Total | | | Total | | | | | |

DECLARATION

(BEFORE SIGNING PLEASE CHECK TO SEE THAT ALL SCHEDULES HAVE BEEN COMPLETED)

I, the undersigned (officer, partner or owner) of Easton Estates Water Company, under penalty of perjury do declare that this report has been prepared by me, or under my direction, from the books, papers and records of the respondent; that I have carefully examined the same, and declare the same to be a complete and correct statement of the business and affairs of the above-named respondent and the operations of its property for the period

From and including January 1, 2005, to and including December 31, 2005


 Signed _____
 Secretary
 Title 3/31/06
 Date _____