


J ✓

Received _____
Examined _____



U# _____

2005
ANNUAL REPORT
OF

Great Western Water District

DBA Ramona Water Company

(NAME UNDER WHICH CORPORATION, PARTNERSHIP, OR INDIVIDUAL IS DOING BUSINESS)

PO Box 390247, Anza CA 92539

(OFFICIAL MAILING ADDRESS)

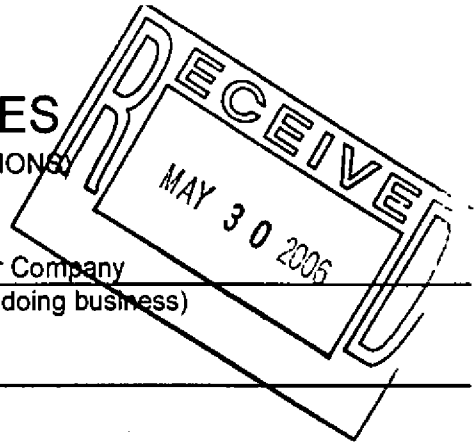
ZIP

TO THE
PUBLIC UTILITIES COMMISSION
STATE OF CALIFORNIA
FOR THE
YEAR ENDED DECEMBER 31, 2005

REPORT MUST BE FILED NOT LATER THAN MARCH 31, 2006
(FILE TWO COPIES IF THREE RECEIVED)

CLASS D WATER UTILITIES

(HAVING LESS THAN 500 SERVICE CONNECTIONS)



Great Western Water District DBA Ramona Water Company
 (Name under which corporation, partnership or individual is doing business)

PO Box 390247, Anza CA 92539
 (Official mailing address)

(Service area-town and county)

GENERAL INFORMATION

RETURN ORIGINAL
 TO COMMISSION
NO PHOTOCOPIES

- 1 If a corporation show:
 - (A) Date of organization 4/20/2004 incorporated in the State of CA
 - (B) Names, titles and addresses of principal officers:
 Louis DeMartino, President/CEO, PO Box 390247, Anza, CA 92539
- 2 If unincorporated give the name and address of owner or of each partner:
- 3 Name and telephone number of:
 - (A) One person listed above to receive correspondence:
 - (B) Person responsible for operations and services:
- 4 Were any contracts or agreements in effect with any organization or person covering service, supervision and/or management of your business affairs during the year? (Yes or No) NO
 If so, what was the nature and the amount of each payment made under the agreement, to whom were payments made, and to what account was each payment charged?
- 5 State the names of associated companies or persons which, directly or indirectly, or through one or more intermediaries, control, or are controlled by, or are under common control with respondent: N/A

PUBLIC HEALTH STATUS

- 6 Has state or local health department inspection been made during the year?
- 7 Are routine laboratory tests of water being made?
- 8 Has state health department water supply permit been obtained? (Indicate date)
- 9 If no permit has been obtained, state whether application has been made and when.
- 10 Show expiration date if state permit is temporary.

Yes	No	Latest Date
Unknown		
X		3/21/2006
X		2005

SPECIAL INSTRUCTIONS (over)

SPECIAL INSTRUCTIONS

- 1 Beginning of year balances must agree with end of year balances shown in report for previous year.
Attach a supplementary statement to explain any differences.
- 2 Attach a supplementary statement to explain adjustments in Schedule B - Water Plant in Service.
- 3 Complete all schedules, using the words "None" or "Not applicable" if appropriate.
- 4 Report must be prepared legibly in ink or by typewriter.

SELECTED FINANCIAL DATA - CLASS A, B, C AND D WATER COMPANIES
20__

NAME OF UTILITY Ramona Water Company

PHONE 951-763-4541

PERSON RESPONSIBLE FOR THIS REPORT Justin Levine

(Prepared from Information in the 20__ Annual Report)

	1/1/2005	12/31/2005	Average
BALANCE SHEET DATA			
1 Intangible Plant	0	0	0
2 Land and Land Rights	10000	10000	10000
3 Depreciable Plant	48500	48500	48500
4 Gross Plant in Service	58500	58500	58500
5 Less: Accumulated Depreciation	0	1500	750
6 Net Water Plant in Service	58500	57000	57000
7 Water Plant Held for Future Use	0	0	0
8 Construction Work in Progress	0	0	0
9 Materials and Supplies	0	0	0
10 Less: Advances for Construction	0	0	0
11 Less: Contribution in Aid of Construction	0	0	0
12 Less: Accumulated Deferred Income and Investment Tax Credits	0	0	0
13 Net Plant Investment	58500	57000	57000
CAPITALIZATION			
14 Common Stock	0	0	0
15 Proprietary Capital (Individual or Partnership)	60000	80000	70000
16 Paid-in Capital	0	0	0
17 Retained Earnings			
18 Common Stock and Equity (Lines 14 through 17)			
19 Preferred Stock	0	0	0
20 Long-Term Debt	0	0	0
21 Notes Payable	0	0	0
22 Total Capitalization (Lines 18 through 21)	60000	80000	70000

(Revised 2/01)

SELECTED FINANCIAL DATA - CLASS A, B, C AND D WATER COMPANIES

20____
(continued)

NAME OF UTILITY Ramona Water Company PHONE 951-763-4541

INCOME STATEMENT		Annual Amount
23	Unmetered Water Revenue	38940
24	Fire Protection Revenue	0
25	Irrigation Revenue	0
26	Metered Water Revenue	0
27	Total Operating Revenue	38940
28	<u>Operating Expenses</u>	<u>-51241</u>
29	Depreciation Expense (Composite Rate 3%)	-1500
30	Amortization and Property Losses	
31	Property Taxes	
32	Taxes Other Than Income Taxes	
33	Total Operating Revenue Deduction Before Taxes	<u>-13801</u>
34	California Corp. Franchise Tax	-800
35	Federal Corporate Income Tax	
36	Total Operating Revenue Deduction After Taxes	
37	Net Operating Income (Loss) - California Water Operations	<u>-14601</u>
38	Other Operating and Nonoper. Income and Exp. - Net (Exclude Interest Expense)	
39	Income Available for Fixed Charges	
40	Interest Expense	
41	Net Income (Loss) Before Dividends	
42	Preferred Stock Dividends	
43	Net Income (Loss) Available for Common Stock	

OTHER DATA		
44	Refunds of Advances for Construction	
45	Total Payroll Charged to Operating Expenses	<u>15950</u>
46	Purchased Water	
47	Power	<u>12645</u>

<u>Active Service Connections</u>		(Exc. Fire Protect.)	Jan. 1	Dec. 31	Annual Average
48	Metered Service Connections				
49	Flat Rate Service Connections		82	82	82
50	Total Active Service Connections		82	82	82

**CLASS B, C AND D WATER COMPANIES
SAFE DRINKING WATER BOND ACT DATA**

Please provide the following information relating to each Safe Drinking Water Bond Act (SDWBA) loan outstanding during the 12 month reporting period. (Use one sheet for each loan.)

1. Current Fiscal Agent:

Name: _____
Address: _____
Phone Number: _____
Date Hired: _____

2. Former Fiscal Agent:

Name: _____
Address: _____
Phone Number: _____
Date Hired: _____

3. Total surcharge collected from customers during the 12 month reporting period:

\$ _____

4. Summary of the trust bank account activities showing:

Balance at beginning of year	\$ _____
Deposits during the year	_____
Withdrawals made for loan payments	_____
Other withdrawals from this account	_____
Balance at end of year	_____

5. Account information:

Bank Name: _____
Account Number: _____
Date Opened: _____

6. Plant amounts included in Schedule A, Account No. 101--Water Plant in Service which were funded using SDWBA funds:

Line No.	Acct. No.	Title of Account (a)	Balance Beginning of Year (b)	Plant Additions During Year (c)	Plant Retirements During Year (d)	Other Debits* or (Credits) (e)	Balance End of Year (f)
1		NON-DEPRECIABLE PLANT					
2	301	Intangible plant					
3	303	Land					
4		Total non-depreciable plant					
5		DEPRECIABLE PLANT					
6	304	Structures					
7	307	Wells					
8	317	Other water source plant					
9	311	Pumping equipment					
10	320	Water treatment plant					
11	330	Reservoirs, tanks and sandpipes					
12	331	Water mains					
13	333	Services and meter installations					
14	334	Meters					
15	335	Hydrants					
16	339	Other equipment					
17	340	Office furniture and equipment					
18	341	Transportation equipment					
19		Total depreciable plant					
20		Total water plant in service					

SCHEDULE A - BALANCE SHEET (DECEMBER 31, 2005)

Line	Acct.	Assets	Balance	Acct.	Equity and Liabilities	Balance
1	101	Water plant in service	59250	201	Common Stock (Corporations only)	
2	103	Water plant held for future use	0	211	Other paid-in capital (Corporations only)	
3	104	Water plant purchased or sold	0	215	Retained earnings	-14601
4	105	Water plant construction work in progress	0	218	Proprietary capital	20000
5	108	Accumulated depreciation of water plant	1500	224	Long term debt	60000
6	114	Water plant acquisition adjustments	0		Current Liabilities	39966
7	124	Other investments	0	252	Advances for construction	
8	131	Cash	5675	253	Other deferred credits	
9	141	Accounts receivable - customers	38940	255	Accumulated deferred investment tax credits	
10	142	Receivables from associated companies	0	282	Accumulated deferred income taxes - Acrs	
11	151	Materials and supplies	0		depreciation	
12	174	Other current assets	0	283	Accumulated deferred income taxes - other	
13	180	Deferred charges	0	271	Contributions in aid of construction	
14				272	Accumulated amortization of contributions	
15		Total Assets	105365		Total Equity and Liabilities	105365

SCHEDULE B - WATER PLANT IN SERVICE

Line	Acct	Title of Account	Balance Beg of Year	Plt Additions During year	Plt Retirements During year	Other Debits or (Credits)	Balance End of year
16	301	Intangible plant	0				0
17	303	Land	10000				10000
18	304	Structures	0				0
19	307	Wells	25000				25000
20	317	Other water source plant	0				0
21	311	Pumping equipment	5000				5000
22	320	Water treatment plant	0				0
23	330	Reservoirs tanks and sandpipes	0				0
24	331	Water mains	19250				19250
25	333	Services and meter installations	0				0
26	334	Meters	0				0
27	335	Hydrants	0				0
28	339	Other equipment	0				0
29	340	Office furniture and equipment	0				0
30	341	Transportation equipment	0				0
31		Total water plant in service	59250				59250

* Debit or credit entries should be explained by footnotes or supplementary schedules

SCHEDULE C - RESERVE FOR DEPRECIATION OF UTILITY PLANT

Line	Item	Account 106 Water Plant	Account 106.1 SDWBA Loans	
32	Balance in reserves at beginning of year	0		A. Method used to compute depreciation
33	Add: Credits to reserves during year	0		expense (Acct. 403) and rate.
34	(a) Charged to Account No. 403	1500		
35	(b) Charged to Account No. 272	0		
36	(c) Charged to clearing accounts	0		B. Amount of depreciation expense claimed
37	(d) Salvage recovered	0		or to be claimed on utility property in
38	(e) All other credits	0		your federal income tax return for the year
39	Total credits	1500		covered by this report \$
40	Deduct: Debits to reserves during year	0		
41	(a) Book cost of property retired	0		
42	(b) Cost of removal	0		C. State method used to compute tax
43	(c) All other debits	0		depreciation.
44	Total debits	0		
45	Balance in reserve at end of year	0		
46	(1) Explanation of all other credits	0		
47	(2) Explanation of all other debits	1500		

SCHEDULE D - CAPITAL STOCK OUTSTANDING (DECEMBER 31, 2005)

Line				
1	Common - (Shares	\$	par)	List persons owning more than 5% of outstanding stock
2	Preferred - (Shares	\$	par)	and number of shares owned by each:
3	Dividends - Common	Rate - \$		
4	- Preferred	Rate - \$		

SCHEDULE E - LONG TERM DEBT

	Class	Date of Issue	Date of Maturity	Principal Amount Authorized	Outstanding Per Balance Sheet	Rate of Interest	Interest Accrued During Year	Interest Paid During Year
5								
6								
7								
8	Totals							

SCHEDULE F - INCOME STATEMENT

9	Operating revenues	xxxxxxxxxx
10	460 Unmetered water revenue	38940
11	462 Fire protection revenue	
12	465 Irrigation revenue	
13	470 Metered water revenue	
14	480 Other water revenue	
15	Total Operating Revenue	38940
16	Operating revenue deductions	xxxxxxxxxx
17	Operating expenses	xxxxxxxxxx
18	610 Purchased water	
19	615 Power	12645
20	618 Other volume related expenses	
21	630 Employee labor	9500
22	640 Materials	3250
23	650 Contract work	
24	660 Transportation expenses	
25	664 Other plant maintenance expense	9328
26	670 Office salaries	5000
27	671 Management salaries	1450
28	674 Employee pensions and benefits	
29	676 Uncollectible accounts expense	
30	678 Office services and rentals	3277
31	681 Office supplies and expense	1028
32	682 Professional services	
33	684 Insurance	5763
34	688 Regulatory commission expense	
35	689 General expenses	
36	Total Operating Expenses	51241
37	403 Depreciation expense	1500
38	407 SDWBA loan amortization expense	
39	408 Taxes other than income taxes	454
40	409 State corporate income tax expense	800
41	410 Federal corporate income tax expense	
42	Total Operating Revenue Deductions	53995
43	Utility Operating Income	
44	421 Non-utility income	
45	426 Miscellaneous non-utility expense	
46	427 Interest expense	
47	Net Income	-15055

SCHEDULE G - SOURCES OF SUPPLY AND WATER DEVELOPED WELLS

Location	No.	Diam. Inch	Depth to water feet	Pumping capacity (g.p.m.)	Annual quantities pumped

OTHER

Streams or springs location of diversion point	Flow in		(Unit) Diversions		Annual quantities diverted (Unit)
	Priority right		Max	Min	
	Claim	Capacity			
Purchased water (unit) Supplier:					Annual quantity

SCHEDULE H - OPTIONAL WATER DELIVERED TO METERED CUSTOMERS (If figures are available) (specify unit)

Classification of service	Max. mo. Mo. of	Min. mo. Mo. of	Total for year
Residential & business			
Industrial			
Public authorities			
Irrigation			
Other (specify)			
Total			

SCHEDULE I - EMPLOYEES AND THEIR COMPENSATION

Line	Acct	Account	Number at end of year	Salaries Charged to Expense	Salaries Charged to Plant Accounts	Total Salaries and Wages Paid
48	630	Employee Labor	3	9500		9500
49	670	Office salaries	2	5000		5000
50	671	Management salaries	1	1450		1450
51		Total	6	15950		15950

SCHEDULE J - ADVANCES FOR CONSTRUCTION

Balance beginning of year	
Additions during year	
Subtotal - Beginning balance plus additions during year	
Refunds	
Transfers to Acct. 271 - Contributions in Aid of Construction	
Balance end of year	

SCHEDULE K - TOTAL METERS AND SERVICES (active and inactive)

Size	Meters	Services
5/8 x 3/4-in		
3/4-in		
1-in		
-in		
-in		
Total		

SCHEDULE L - METER-TESTING DATA

Number of meters tested during year	
1	Used, before repair...
2	Used, after repair
3	Fast, requiring refund
Numbers of meters in service requiring test per General Order No. 103	

SCHEDULE M - SERVICE CONNECTIONS AT END OF YEAR

Classification	Active			Inactive			Total connections	
	Metered	Flat	Total	Metered	Flat	Total	Metered	Flat
Residences								
Industrial								
Other (specify)								
Subtotal								
Fire protection (Hydrants)								
Total								

NOTE: Total connections (metered plus flat) should agree with total services in Schedule K.

SCHEDULE N - STORAGE FACILITIES

SCHEDULE O - FOOTAGES OF PIPE (EXCLUDING SERVICE PIPES)


Description	No.	Combined capacity in gallons	Description	2" and	2 1/4 to	4"	Other sizes (specify)	Totals
				under	3 1/4			
Concrete			Cast Iron					
Earth			Welded steel					
Wood			Standard screw					
Steel			Cement-asbestos					
Other			Plastic					
			Other (specify)					
Total			Total					

DECLARATION

(BEFORE SIGNING PLEASE CHECK TO SEE THAT ALL SCHEDULES HAVE BEEN COMPLETED)

I, the undersigned (officer, partner or owner) of Renoira Water Company (Name of utility), under penalty of perjury do declare that this report has been prepared by me, or under my direction, from the books, papers and records of the respondent; that I have carefully examined the same, and declare the same to be a complete and correct statement of the business and affairs of the above-named respondent and the operations of its property for the period

From and including January 1st, 2005, to and including December 31st, 2005



Signed

CEO

Title

4-11-06

Date