


AC

Received _____
Examined _____

CLASS D
WATER UTILITIES

U# _____

2009
ANNUAL REPORT
OF



Great Western Water District _____

Ramona Water Company _____

(NAME UNDER WHICH CORPORATION, PARTNERSHIP, OR INDIVIDUAL IS DOING BUSINESS)

P.O. Box 390247 Anza CA 92539
(OFFICIAL MAILING ADDRESS) ZIP

TO THE
PUBLIC UTILITIES COMMISSION
STATE OF CALIFORNIA
FOR THE YEAR ENDED DECEMBER 31, 2009

REPORT MUST BE FILED NOT LATER THAN MARCH 31, 2010

CLASS D WATER UTILITIES
(HAVING LESS THAN 500 SERVICE CONNECTIONS)

Great Western Water District DBA Ramona Water Company

(Name under which corporation, partnership or individual is doing business)

P.O. Box 390247, Anza, CA 92539

(Official mailing address)

RIVERSIDE COUNTY

(Service Area - Town and County)

Telephone Number: (951) 970 7809 Fax Number: _____

Email Address: LOUIS@LOUISDEMARTINO.COM

GENERAL INFORMATION

(Attach a supplementary statement, if necessary)

RETURN ORIGINAL TO COMMISSION, NO PHOTOCOPIES.

1. If a corporation show:
 - (A) Date of organization 4/20/2004 incorporated in the State of CA
 - (B) Names, titles and addresses of principal officers:
2. If unincorporated provide the name and address of the owner(s) or the partners:
3. Name, title, and telephone number of:
 - (A) One person listed above to receive correspondence: Merl Johnson, Operations, 951-970-3938
 - (B) Person responsible for operations and services: Merl Johnson, Operations, 951-970-3938
4. Were any contracts or agreements in effect with any organization or person covering service, supervision and/or management of your business affairs during the year? (Yes or No) No
If so, what was the nature and the amount of each payment made under the agreement, to whom were payments made, and to what account was each payment charged?
5. State the names of associated companies or persons which, directly or indirectly, or through one or more intermediaries, control, or are controlled by, or are under common control with respondent:

PUBLIC HEALTH STATUS

6. Has state or local health department inspection been made during the year?
7. Are routine laboratory tests of water being made?
8. Has state health department water supply permit been obtained? (Indicate date)
9. If no permit has been obtained, state whether application has been made and when.
10. Show expiration date if state permit is temporary.

	Yes	No	Latest Date
6.	X		
7.	X		
8.	X		
9.			
10.			

11. List Name, Grade, and License Number of all Licensed Operators:
Merl Johnson, D234636, T228821

SCHEDULE A - BALANCE SHEET (AS OF DECEMBER 31, 2009)

Line	Acct.	Assets	Balance-	Acct.	Equity and Liabilities	Balance
1	101	Water plant in service	59250	201	Common Stock (Corporatons only)	
2	103	Water plant held for future use		211	Other paid-in capital (Corporations only)	
3	104	Water plant purchased or sold		215	Retained earnings	-73246
4	105	Water plant construction work in progress		218	Proprietary capital	15198
5	10B	Accumulated depreciation of water plant	-6000	224	Long term debt	59250
6	114	Water plant acquisition adjustments			Current Liabilities	52401
7	124	Other investments		252	Advances for construction	
8	131	Cash	353	253	Other deferred credits	
9	141	Accounts receivable - customers		255	Accumulated deferred investment tax credits	
10	142	Receivables from associated companies		282	Accumulated deferred income taxes - ACRS	
11	151	Materials and supplies			depreciation	
12	174	Other current assets		283	Accumulated deferred income taxes - other	
13	180	Deferred charges		271	Contributions in aid of construction	
14				272	Accumulated amortization of contributions	
15		Total Assets	53603		Total Equity and Liabilities	53603

SCHEDULE B - WATER PLANT IN SERVICE

Line	Acct	Title of Account	Balance Beg of Year	Pit Additions During year	Pit Retirements During year	Other Debits or (Credits)*	Balance End of year
1	301	Intangible plant					
2	303	Land	10000				10000
3	304	Structures					
4	307	Wells	25000				25000
5	317	Other water source plant					
6	311	Pumping equipment	5000				5000
7	320	Water treatment plant					
8	330	Reservoirs tanks and sandplpes					
9	331	Water mains	19250				19250
10	333	Services and meter installations					
11	334	Meters					
12	335	Hydrants					
13	339	Other equipment					
14	340	Office furniture and equipment					
15	341	Transportation equipment					
16		Total water plant in service	59250				59250

* Debit or credit entries should be explained by footnotes or supplementary schedules

SCHEDULE C - RESERVE FOR DEPRECIATION OF UTILITY PLANT

Line	Item	Account 106 Water Plant	Account 106.1 SDWBA Loans	A. Method used to compute depreciation expense (Acct. 403) and rate.
1	Balance in reserves at beginning of year			
2	Add: Credits to reserves during year			
3	(a) Charged to Account No. 272			
4	(b) Charged to Account No. 403	6000		
5	(c) Charged to Account No. 407			
6	(d) Salvage recovered			
7	(e) All other credits			
8	Total credits	6000		B. Amount of depreciation expense claimed or to be claimed on utility property in your federal income tax return for the year covered by this report \$
9	Deduct: Debits to reserves during year			
10	(a) Book cost of property retired			
11	(b) Cost of removal			
12	(c) All other debits			C. State method used to compute tax depreciation.
13	Total debits			
14	Balance in reserve at end of year			
15	(1) Explanation of all other credits			
16	(2) Explanation of all other debits	6000		

SCHEDULE D - CAPITAL STOCK OUTSTANDING (AS OF DECEMBER 31, 2009)		
Line		
1	Common - (Shares , \$ par)	List persons owning more than 5% of outstanding stock
2	Preferred - (Shares , \$ par)	and number of shares owned by each:
3	Dividends - Common Rate - \$	
4	- Preferred Rate - \$	

SCHEDULE E - LONG-TERM DEBTS								
Line	Class	Date of Issue	Date of Maturity	Principal Amount Authorized	Outstanding Per Balance Sheet	Rate of Interest	Interest Accrued During Year	Interest Paid During Year
1								
2								
3								
4				Total				

SCHEDULE F - INCOME STATEMENT			
Line	Acct.	Operating revenues	
1	460	Unmetered water revenue	35413.99
2	462	Fire protection revenue	
3	465	Irrigation revenue	
4	470	Metered water revenue	
5	480	Other water revenue	
6		Total Operating Revenue	35413.99
7		Operating revenue deductions	
8		Operating expenses	
9	610	Purchased water	
10	615	Purchased power	13187.87
11	618	Other volume related expenses	
12	630	Employee labor	
13	640	Materials	1970.21
14	650	Contract work	2122
15	660	Transportation expenses	9105.15
16	664	Other plant maintenance expense	
17	670	Office salaries	
18	671	Management salaries	
19	674	Employee pensions and benefits	
20	676	Uncollectible accounts expense	
21	678	Office services and rentals	
22	681	Office supplies and expense	2471.78
23	682	Professional services	2477.5
24	684	Insurance	203.78
25	688	Regulatory commission expense	
26	689	General expenses	3682.1
27		Total Operating Expenses	35220.39
28	403	Depreciation expense	1500
29	407	SDWBA loan amortization expense	
30	408	Taxes other than income taxes	688
31	409	State income tax expense	
32	410	Federal income tax expense	
33		Total Operating Revenue Deductions	37408.39
34		Utility Operating Income	
35	421	Non-utility income	
36	426	Miscellaneous non-utility expense	
37	427	Interest expense	
38		Net Income	-1994.4


DECLARATION

(PLEASE VERIFY THAT ALL SCHEDULES ARE ACCURATE AND COMPLETE BEFORE SIGNING)


I, the undersigned (authorized officer, partner or owner) of _____ (Name of utility), under penalty of perjury do declare that this report has been prepared by me, or under my direction, from the books, documents, and records of the respondent; that I have carefully examined the same, and declare the same to be a complete and correct statement of the business and affairs of the above-named respondent and the operations of its property for the period of January 1, 2009 through December 31, 2009.



Signature



Title



Date