

J / *J4*

Received _____
Examined _____

**CLASS D
WATER UTILITIES**

U# _____

FEB 27 2008

**2007
ANNUAL REPORT
OF**

SONORA WATER COMPANY

(NAME UNDER WHICH CORPORATION, PARTNERSHIP, OR INDIVIDUAL IS DOING BUSINESS)

P.O. BOX 996

SONORA, CA 95370

(OFFICIAL MAILING ADDRESS)

ZIP

**TO THE
PUBLIC UTILITIES COMMISSION
STATE OF CALIFORNIA
FOR THE
YEAR ENDED DECEMBER 31, 2007**

**REPORT MUST BE FILED NOT LATER THAN MARCH 31, 2008
(FILE TWO COPIES IF THREE RECEIVED)**

Received _____
Examined _____

CLASS D
WATER UTILITIES

U# _____

2007
ANNUAL REPORT
OF

SONORA WATER COMPANY

(NAME UNDER WHICH CORPORATION, PARTNERSHIP, OR INDIVIDUAL IS DOING BUSINESS)

P.O. BOX 996

SONORA, CA 95370

(OFFICIAL MAILING ADDRESS)

ZIP

TO THE
PUBLIC UTILITIES COMMISSION
STATE OF CALIFORNIA
FOR THE
YEAR ENDED DECEMBER 31, 2007

REPORT MUST BE FILED NOT LATER THAN MARCH 31, 2008
(FILE TWO COPIES IF THREE RECEIVED)

INSTRUCTIONS

1. One completed copy of this report (two copies if three received) must be filed NOT LATER THAN MARCH 31, following the year covered by the report, with:

**CALIFORNIA PUBLIC UTILITIES COMMISSION
WATER DIVISION
ATTN: Kayode Kajoypaiye
505 VAN NESS AVENUE, ROOM 3105
SAN FRANCISCO, CALIFORNIA 94102-3298**

kok@cpuc.ca.gov

2. Failure to file the report on time may subject a utility to the penalties and sanctions provided by the Public Utilities Code.
3. The Oath, on the last page, must be signed by an officer, partner or owner.
4. The report must be prepared in ink, typed or computer generated.
5. The report must be filled in, and every question answered. LEAVE NO SCHEDULE BLANK. Insert the words "none" or "not applicable" or "n/a" when appropriate.
6. Certain balance sheet and income statement accounts flow to supplemental schedules. The totals of the details in the latter must agree with the balances of the accounts to which they refer.
7. Some schedules provide for a "balance at beginning of year." The amount shown should agree with the "balance at end of year" as shown in the report for the previous year. If there is a difference it should be explained by footnote.
8. When there is insufficient space in a schedule to permit a complete statement of the requested information, insert sheets should be prepared and identified by the number of the schedule to which it refers. Be certain that the inserts are securely attached to the report.
9. This report must cover a calendar year, from January 1 through December 31. Fiscal year reports will not be accepted.

CLASS D WATER UTILITIES
(HAVING LESS THAN 500 SERVICE CONNECTIONS)

SONORA WATER COMPANY

(Name under which corporation, partnership or individual is doing business)

P.O. BOX 996, SONORA, CA 95370

(Official mailing address)

SONORA, TUOLUMNE COUNTY

(Service area-town and county)

Telephone Number: 209-532-4806 Fax Number: 530-993-4007 Email Address: brownbillbeve@netzero.com

GENERAL INFORMATION

(Attach a supplementary statement, if necessary)

RETURN ORIGINAL TO COMMISSION, NO PHOTOCOPIES.

- 1 If a corporation show: 9/19/1966 incorporated in the State of CA
 (A) Date of organization
 (B) Names, titles and addresses of principal officers:
 SEE ATTACHED
- 2 If unincorporated provide the name and address of the owner(s) or the partners:
 N/A
- 3 Name, title, and telephone number of:
 (A) One person listed above to receive correspondence: SEE ATTACHED
 (B) Person responsible for operations and services: SEE ATTACHED
- 4 Were any contracts or agreements in effect with any organization or person covering service, supervision and/or management of your business affairs during the year? (Yes or No) YES
 If so, what was the nature and the amount of each payment made under the agreement, to whom were payments made, and to what account was each payment charged? SEE ATTACHED
- 5 State the names of associated companies or persons which, directly or indirectly, or through one or more intermediaries, control, or are controlled by, or are under common control with respondent: SEE ATTACHED

PUBLIC HEALTH STATUS

Yes	No	Latest Date
X		6/2006
X		1/16/08
X		1966

- 6 Has state or local health department inspection been made during the year?
- 7 Are routine laboratory tests of water being made?
- 8 Has state health department water supply permit been obtained? (Indicate date)
- 9 If no permit has been obtained, state whether application has been made and when.
- 10 Show expiration date if state permit is temporary.

- 11 List Name, Grade, and License Number of all Licensed Operators:
 BILLY D. BROWN, D1, 17717

Excess Capacity and Non-Tariffed Services

NOTE: In D.05-07-018, D.03-04-028, and D.04-12-023, the CPUC set forth rules and requirements regarding water utilities provision of non-tariffed services using excess capacity. These decisions require water utilities to: 1) file an advice letter requesting Commission approval of that service, 2) provide information regarding non-tariffed goods/services in each companies Annual Report to the Commission.

Based on the information and filings required in D.05-07-018, D.03-04-028, and D.04-12-023, provide the following information by each individual non-tariffed good and service provided in 200 . . .

Row Number	Description of Non-Tariffed Good/Service	Active or Passive	Total Revenue derived from Non-Tariffed Good/Service (by account)	Revenue Account Number	Total Expenses incurred to provide Non-Tariffed Good/Service (by Account)	Expense Account Number	Advice Letter and/or Rescission Number approving Non-Tariffed Good/Service	Total Income Tax Liability Incurred because of non-tariffed Good/Service (by Account)	Income Tax Liability Account Number	Gross Value of Regulated Assets used in the provision of a Non-Tariffed Good/Service (by account)	Regulated Asset Account Number

NONE

**CLASS A, B, C AND D WATER COMPANIES
SAFE DRINKING WATER BOND ACT/STATE REVOLVING FUND DATA**

Please provide the following information relating to each Safe Drinking Water Bond Act (SDWBA) or Safe Drinking Water State Revolving Fund loan surcharge collection for the calendar year. Please use one page per loan.

NONE

1. Current Fiscal Agent:

Name: _____
 Address: _____
 Phone Number: _____
 Account Number: _____
 Date Hired: _____

2. Total surcharge collected from customers during the 12 month reporting period:


\$ _____

Meter Size	No. of Metered Customers	Monthly Surcharge Per Customer
3/4 inch	_____	_____
1 inch	_____	_____
1 1/2 inch	_____	_____
2 inch	_____	_____
3 inch	_____	_____
4 inch	_____	_____
6 inch	_____	_____
Number of Flat Rate Customers	_____	_____
Total	_____	_____

3. Summary of the bank account activities showing:

Balance at beginning of year	\$ _____
Deposits during the year	_____
Interest earned for calendar year	_____
Withdrawals from this account	_____
Balance at end of year	_____

Sonoma water
AMENDED




**CLASS A, B, C AND D WATER COMPANIES
SAFE DRINKING WATER BOND ACT/STATE REVOLVING FUND DATA (cont.)**

5. Plant amounts included in Schedule A-1a, Account No. 101--Water Plant in Service which were funded using SDWBA or SRF funds: *N/A*

Line No.	Acct. No.	Title of Account (a)	Balance Beginning of Year (b)	Plant Additions During Year (c)	Plant Retirements During Year (d)	Other Debits* or (Credits) (e)	Balance End of Year (f)
1	NON-DEPRECIABLE PLANT						
2	301	Intangible plant					
3	303	Land					
4		Total non-depreciable plant					
5	DEPRECIABLE PLANT						
6	304	Structures					
7	307	Wells					
8	317	Other water source plant					
9	311	Pumping equipment					
10	320	Water treatment plant					
11	330	Reservoirs, tanks and sandpipes					
12	331	Water mains					
13	333	Services and meter installations					
14	334	Meters					
15	335	Hydrants					
16	339	Other equipment					
17	340	Office furniture and equipment					
18	341	Transportation equipment					
19		Total depreciable plant					
20		Total water plant in service					

AMEND PAGE 6 OF THE 2007 PUC REPORT. ORIGINAL REPORT INCORRECT. SONORA WATER CO. DOES NOT HAVE ANY ASSETS WHICH WERE FUNDED USING SDWBA OR SFR FUNDS.

*Need to insert J,
Sonoma water
for yr 2007*



Eric A. Carlson Accountancy Corporation

14570 Mono Way, Suite G • Sonora, California 95370
209/532-5171 • FAX 209/532-7686

February 23, 2009

California Public Utilities Commission
Water Division
505 Van Ness Ave., Room 3105
San Francisco, CA 94102-3298

Attn: Kayode Kajoypaiye

Subject: Sonora Water Company
P.O. Box 996
Sonora, CA 95370

Enclosed is the amended page 6 of the 2007 PUC report.

If you have any questions, please contact me.

Very truly yours,

ERIC A. CARLSON
ACCOUNTANCY CORPORATION

cb

CLASS A, B, C AND D WATER COMPANIES

SAFE DRINKING WATER BOND ACT/STATE REVOLVING FUND DATA (cont.)

5. Plant amounts included in Schedule A-1a, Account No. 101--Water Plant in Service which were funded using SDWBA or SRF funds:

Line No.	Acct. No.	Title of Account (a)	Balance Beginning of Year (b)	Plant Additions During Year (c)	Plant Retirements During Year (d)	Other Debits* or (Credits) (e)	Balance End of Year (f)
1	NON-DEPRECIABLE PLANT						
2	301	Intangible plant	1,450	1,170			2,620
3	303	Land	1,327				1,327
4		Total non-depreciable plant	2,777	1,170			3,947
5	DEPRECIABLE PLANT						
6	304	Structures					
7	307	Wells					
8	317	Other water source plant					
9	311	Pumping equipment					
10	320	Water treatment plant					
11	330	Reservoirs, tanks and sandpiles	197,878				197,878
12	331	Water mains					
13	333	Services and meter installations					
14	334	Meters					
15	335	Hydrants					
16	339	Other equipment					
17	340	Office furniture and equipment					
18	341	Transportation equipment	197,878				197,878
19		Total depreciable plant	197,878				197,878
20		Total water plant in service	200,655	1,170			201,825

SCHEDULE A - BALANCE SHEET (DECEMBER 31, 2007)

Line	Acct.	Assets	Balance	Acct.	Equity and Liabilities	Balance
1	101	Water plant in service	201,825	201	Common Stock (Corporations only)	43,300
2	103	Water plant held for future use		211	Other paid-in capital (Corporations only)	(43,659)
3	104	Water plant purchased or sold		215	Retained earnings	
4	105	Water plant construction work in progress		218	Proprietary capital	
5	108	Accumulated depreciation of water plant	(5,326)	224	Long term debt	209,332
6	114	Water plant acquisition adjustments			Current Liabilities	
7	124	Other investments		252	Advances for construction	
8	131	Cash	9,083	253	Other deferred credits	
9	141	Accounts receivable - customers	3,391	255	Accumulated deferred investment tax credits	
10	142	Receivables from associated companies		282	Accumulated deferred income taxes - Acrs	
11	151	Materials and supplies			depreciation	
12	174	Other current assets		283	Accumulated deferred income taxes - other	
13	180	Deferred charges		271	Contributions in aid of construction	
14				272	Accumulated amortization of contributions	
15		Total Assets	208,973		Total Equity and Liabilities	208,973

SCHEDULE B - WATER PLANT IN SERVICE

Line	Acct.	Title of Account	Balance Beg of Year	Pit Additions During year	Pit Retirements During year	Other Debits or (Credits)	Balance End of year
16	301	Intangible plant	1,450	1,170			2,620
17	303	Land	1,327				1,327
18	304	Structures					
19	307	Wells					
20	317	Other water source plant					
21	311	Pumping equipment					
22	320	Water treatment plant					
23	330	Reservoirs tanks and sandpipes	197,878				197,878
24	331	Water mains					
25	333	Services and meter installations					
26	334	Meters					
27	335	Hydrants					
28	339	Other equipment					
29	340	Office furniture and equipment					
30	341	Transportation equipment					
31		Total water plant in service	200,655	1,170			201,825

* Debit or credit entries should be explained by footnotes or supplementary schedules

SCHEDULE C - RESERVE FOR DEPRECIATION OF UTILITY PLANT

Line	Item	Account 106 Water Plant	Account 106.1 SDWBA Loans	
32	Balance in reserves at beginning of year	0	N/A	A. Method used to compute depreciation
33	Add: Credits to reserves during year			expense (Acct. 403) and rate.
34	(a) Charged to Account No. 272			S/L 2%
35	(b) Charged to Account No. 403			
36	(c) Charged to Account No. 407			B. Amount of depreciation expense claimed
37	(d) Salvage recovered			or to be claimed on utility property in
38	(e) All other credits			your federal income tax return for the year
39	Total credits			covered by this report \$ 4,007
40	Deduct: Debits to reserves during year			
41	(a) Book cost of property retired			
42	(b) Cost of removal			C. State method used to compute tax
43	(c) All other debits			depreciation.
44	Total debits			S/L 50 YEARS - WATER TANKS
45	Balance in reserve at end of year	0		AMORT. 10 YEARS - LOANS FEES
46	(1) Explanation of all other credits			
47	(2) Explanation of all other debits			

SCHEDULE D - CAPITAL STOCK OUTSTANDING (DECEMBER 31, 20 07)

Line	Class	Shares	Rate	Par Value	Outstanding	Interest	Accrued	Paid
1	Common - (Shares	433	\$	10 par)				
2	Preferred - (Shares		\$	par)				
3	Dividends - Common		Rate - \$	N/A				
4	- Preferred		Rate - \$					

List persons owning more than 5% of outstanding stock and number of shares owned by each:
 BEVERLY A. BROWN, 217
 GERRIT MALCOLM, 216

SCHEDULE E - LONG TERM DEBT

	Class	Date of Issue	Date of Maturity	Principal Amount Authorized	Outstanding Per Balance Sheet	Rate of Interest	Interest Accrued During Year	Interest Paid During Year
5	BANK LOAN	8/16/07	7/9/17	117,000	116,332	8%	0	3,893
6	BANK LOAN	8/20/07	8/20/09	93,000	93,000	8%	0	2,574
7								
8	Totals							

SCHEDULE F - INCOME STATEMENT

9	Operating revenues	xxxxxxxxxx
10	460 Unmetered water revenue	
11	462 Fire protection revenue	
12	465 Irrigation revenue	
13	470 Metered water revenue	243,503
14	480 Other water revenue	
15	Total Operating Revenue	243,503
16	Operating revenue deductions	xxxxxxxxxx
17	Operating expenses	xxxxxxxxxx
18	610 Purchased water	124,844
19	615 Purchased power	
20	618 Other volume related expenses	
21	630 Employee labor	
22	640 Materials	11,318
23	650 Contract work	47,427
24	660 Transportation expenses	
25	664 Other plant maintenance expense	
26	670 Office salaries	
27	671 Management salaries	
28	674 Employee pensions and benefits	
29	676 Uncollectible accounts expense	
30	678 Office services and rentals	
31	681 Office supplies and expense	3,011
32	682 Professional services	4,050
33	684 Insurance	4,800
34	688 Regulatory commission expense	
35	689 General expenses EDUCATION	1,340
36	Total Operating Expenses	196,790
37	403 Depreciation expense	4,007
38	407 SDWBA loan amortization expense	
39	408 Taxes other than income taxes	3,164
40	409 State income tax expense	800
41	410 Federal income tax expense	
42	Total Operating Revenue Deductions	7,971
43	Utility Operating Income	
44	421 Non-utility income	
45	426 Miscellaneous non-utility expense	250
46	427 Interest expense	25,599
47	Net Income	12,893

SCHEDULE G - SOURCES OF SUPPLY AND WATER DEVELOPED WELLS

Location	No.	Diam. Inch	Depth to water feet	Pumping capacity (g.p.m.)	Annual quantities pumped

OTHER

Streams or springs location of diversion point	Flow in Priority right		(Unit) Diversions		Annual Quantities Diverted Unit
	Claim	Capacity	Max	Min	
Purchased water (unit)				Annual Quantity	
Supplier:				7,730,319	

SCHEDULE H WATER DELIVERED TO METERED CUSTOMERS
(If figures are available) (specify unit)

Classification of service	Max mo. Mo. of	Min. Mo. Mo. Of	Total for year
Residential	105	105	105 ACTIVE METERS
Commercial			0 INACTIVE METERS
Industrial			
Fire Protection			
Irrigation			
Other (specify)			
Total			

SCHEDULE I - EMPLOYEES AND THEIR COMPENSATION

Line	Acct	Account	Number at End of year	Salaries Charged to Expense	Salaries Charged to Plant Accounts	Total Salaries and Wages Paid
48	630	Employee Labor				
49	670	Office salaries				
50	671	Management salaries				
51		Total	NONE			

SCHEDULE J - ADVANCES FOR CONSTRUCTION

Balance beginning of year	0
Additions during year	
Subtotal - Beginning balance plus additions during year	
Refunds	
Transfers to Acct. 271 - Contributions in Aid of Construction	
Balance end of year	0

SCHEDULE K - TOTAL METERS AND SERVICES (active and inactive)

Size	Meters	Services
5/8 x 3/4-in	82	
3/4-in		
1-in	12	
-in	10	
-in	1	
Total	105	

SCHEDULE L - METER-TESTING DATA

Number of meters tested during year	
1	Used, before repair... _____
2	Used, after repair _____
3	Fast, requiring refund ... _____
Numbers of meters in service requiring test per General Order No. 103	

SCHEDULE M - SERVICE CONNECTIONS AT END OF YEAR

Classification	Active			Inactive			Total connections	
	Metered	Flat	Total	Metered	Flat	Total	Metered	Flat
Residences	105						105	
Industrial/Commercial								
Irrigation								
Fire Protection (public)								
Fire Protection (private)								
Other (specify)								
Total	105						105	

NOTE: Total connections (metered plus flat) should agree with total services in Schedule K.

SCHEDULE N - STORAGE FACILITIES

SCHEDULE O - FOOTAGES OF PIPE (EXCLUDING SERVICE PIPES)

Description	No.	Combined capacity in gallons	Description	2" and 2 1/4 to 4"				Other sizes (specify)	Totals
				2" and under	2 1/4	3 1/4	4"		
Concrete			Cast Iron						
Earth			Welded steel				430	430	
Wood			Standard screw	135	50	210		395	
Steel	1	110,000	Cement-asbestos			3,607	3,980	7,587	
Other			Plastic	840	10		2,400	3,250	
PLASTIC	10	30,000	Other (specify)						
Total	11	140,000	Total	975	60	3,817	6,810	11,662	


DECLARATION

(BEFORE SIGNING PLEASE CHECK TO SEE THAT ALL SCHEDULES HAVE BEEN COMPLETED)

I, the undersigned (officer, partner or owner) of SONORA WATER COMPANY (Name of utility), under penalty of perjury do declare that this report has been prepared by me, or under my direction, from the books, documents, and records of the respondent; that I have carefully examined the same, and declare the same to be a complete and correct statement of the business and affairs of the above-named respondent and the operations of its property for the calendar year.

January 1, 20 07 through December 31, 20 07.

Signed


SECRETARY/TREASURER

Title

FEBRUARY 21, 2008

Date

FACILITIES FEES DATA

Please provide the following information relating to Facilities Fees collected for the calendar year, pursuant to Resolution No. W-4110.

1. Trust Account Information:

Bank Name: N/A
 Address: _____
 Account Number: _____
 Date Opened: _____

2. Facilities Fees collected for new connections during the calendar year:

A. Commerical

NAME	AMOUNT
NONE	\$ _____
_____	\$ _____
_____	\$ _____
_____	\$ _____

B. Residential

NAME	AMOUNT
SEGERSTROM ENTERPRISES	\$ 25,268
LOVETT EXCAVATING, INC.	\$ 25,268
SWANSON CONSTRUCTION	\$ 5,950
_____	\$ _____

3. Summary of the bank account activities showing:

Balance at beginning of year	\$ 0
Deposits during the year	_____
Interest earned for calendar year	_____
Withdrawals from this account	_____
Balance at end of year	0

4. Reason or Purpose of Withdrawal from this bank account:

N/A

Sonora Water Company
2007 Annual Report

Page 3 - General Information

1. (B) Gerrit Malcolm, president
P.O. Box 11125
Oakland, CA 94611

Beverly A. Brown, secretary/treasurer
P.O. Box 125
Chilcoot, CA 96105
3. (A) Beverly A. Brown, secretary/treasurer
209-532-4806
3. (B) Beverly A. Brown, secretary/treasurer
209-532-4806
4. Management services
\$1,100 per month
B & B Enterprises
Account 650
5. B & B Enterprises, sole proprietorship
Controlled by Beverly A. Brown
Secretary/treasurer of
Sonora Water Company