

Received \_\_\_\_\_  
Examined \_\_\_\_\_

CLASS D  
WATER UTILITIES

U# \_\_\_\_\_

2025  
ANNUAL REPORT  
OF

---

Spreckels Water Company, Inc.

(NAME UNDER WHICH CORPORATION, PARTNERSHIP, OR INDIVIDUAL IS DOING BUSINESS)

---

PO Box 7187, Salinas, CA 93962

(OFFICIAL MAILING ADDRESS)

ZIP

TO THE  
PUBLIC UTILITIES COMMISSION  
STATE OF CALIFORNIA  
FOR THE YEAR ENDED DECEMBER 31, 2025

REPORT MUST BE FILED NO LATER THAN APRIL 30, 2026

## TABLE OF CONTENTS

	Page
Instructions	3
General Information	4
Excess Capacity and Non-Tariffed Services	5
Schedule A - Balance Sheet	6-7
Schedule A-1 - Utility Plant	8
Schedule A-1a - Account 101 - Water Plant in Service (Excluding SDWBA/SRF, Grant Funds)	8
Schedule A-1b - Account 101.1 - Water Plant in Service - SDWBA/SRF	9
Schedule A-1c - Account 101.2 - Water Plant in Service - Grant Funds	9
Schedule A-2 - Accounts 108, 108.1, 108.2, 108.3, 122 - Depreciation and Amortization Reserves	10
Schedule A-3 - Account 201 - Common Stock	11
Schedule A-4 - Account 204 - Preferred Stock	11
Schedule A-5 - Record of Stockholders at End of Year	11
Schedule A-6 - Account 206 - Subchapter S Corporation Accumulated Adjustments Account	12
Schedule A-7 - Account 211 - Other Paid in Capital (Corporations only)	12
Schedule A-8 - Account 215 - Retained Earnings (Corporations Only)	12
Schedule A-9 - Account 218 - Proprietary Capital (Sole Proprietorship or Partnership)	13
Schedule A-10 - Account 224 - Long-Term Debt	13
Schedule B - Income Statement	14
Schedule B-1 - Account 400 - Operating Revenues	15
Schedule B-2 - Account 401 - Operating Expenses	16
Schedule B-3 - Accounts 408, 409, 410 - Taxes Charged During the Year	17
Schedule B-4 - Accounts 421, 426 - Income and Expense from Non-Utility Operations	17
Schedule B-5 - Account 427 - Interest Expense	17
Schedule C - Sources of Supply and Water Developed Wells	18
Schedule D - Water Delivered to Metered Customers	18
Schedule E - Employees and Their Compensation	18
Schedule F - Advances for Construction	19
Schedule G - Total Meters and Services (Active and Inactive)	19
Schedule H - Meter Testing Data	19
Schedule I - Service Connections at End of Year	19
Schedule J - Storage Facilities	19
Schedule K - Footages of Pipe (Excluding Service Pipes)	19
Schedule L - Safe Drinking Water Bond Act/State Revolving Fund Data	20
Schedule M - Facility Fees Data	21
Declaration	22

## INSTRUCTIONS

1. One completed and signed electronic copy must be filed **NO LATER THAN APRIL 30, 2026** via email to: **Kevin Truong** at **vt4@cpuc.ca.gov** and **water.division@cpuc.ca.gov**
2. If an electronic copy cannot be filed, provide two signed hard copies by post to:  
**CALIFORNIA PUBLIC UTILITIES COMMISSION**  
**WATER DIVISION**  
**ATTN: KEVIN TRUONG**  
**505 VAN NESS AVENUE, ROOM 3200**  
**SAN FRANCISCO, CALIFORNIA 94102-3298**
3. Failure to file the report on time may subject a utility to the penalties and sanctions provided by the Public Utilities Code.
4. The Declaration on Page 22 must be signed by an authorized officer, partner, or owner.
5. The report must be prepared in accordance with the CPUC Excel annual report template. The Excel file and a PDF of the file is to be submitted to the Commission.
6. The report must be filled in, and every question answered. **LEAVE NO SCHEDULE BLANK.** Insert the words "none" or "not applicable" or "n/a" when appropriate. When entering dollar amounts, enter whole dollars.
7. Certain balance sheet and income statement accounts refer to supplemental schedules. Complete the supplemental schedules **FIRST**. The balances in these schedules will then auto-fill the appropriate boxes in the balance sheet/income statement. Total and subtotal boxes are automatically summed in Excel. Auto-filled and summed boxes are Excel locked and identified by a light coloring of the box. Uncolored boxes can be manually filled. Complete the statements by filling in the uncolored boxes where appropriate.
8. Some schedules provide for a "balance at beginning of year." The amount shown should agree with the "balance at end of year" as shown in the report for the previous year. If there is a difference, it should be explained by footnote.
9. When there is insufficient space in a schedule to permit a complete statement of the requested information, insert sheets should be prepared and identified by the number of the schedule to which it refers. Be certain that the inserts are securely attached to the report. If inserts are needed, prepare all inserts in one separate electronic file in Microsoft Excel format and file it with the electronic file of this report.
10. This report must cover the calendar year from January 1, 2025 through December 31, 2025. Fiscal year reports will not be accepted.

**CLASS D WATER UTILITIES**  
(HAVING LESS THAN 500 SERVICE CONNECTIONS)

Spreckels Water Company, Inc.  
(Name under which corporation, partnership or individual is doing business)

PO Box 7187, Spreckels, CA 93962  
(Official mailing address)

Spreckels, Monterey County  
(Service Area - Town and County)

**Telephone Number:** 831-455-3660 **Fax Number:** 831-455-3660

**Email Address:** ChrisWiedensohler@taproduce.com

**GENERAL INFORMATION**

(Attach a supplementary statement, if necessary)  
RETURN ORIGINAL TO COMMISSION, NO PHOTOCOPIES.

1. If a corporation show:  
 (A) Date of organization September 2, 1986 incorporated in the State of Delaware  
 (B) Names, titles and addresses of principal officers: Scott Grabau, President, Wesley Van Camp, Secretary  
Mike Reeves, CFO
2. If unincorporated provide the name and address of the owner(s) or the partners:

N/A

3. Name, title, email, and telephone number of:  
 (A) One person listed above to receive correspondence: Chris Wiedensohler 831-455-3660  
 (B) Person responsible for operations and services: Russell Hatch, MCSI 831-659-5360

4. Were any contracts or agreements in effect with any organization or person covering service, supervision and/or management of your business affairs during the year? (Yes or No) yes  
 If so, what was the nature and the amount of each payment made under the agreement, to whom were payments made, and to what account was each payment charged?  
MCSI Water System - Operation 73,008.00 & Professional Services 44,035.00

5. State the names of associated companies or persons which, directly or indirectly, or through one or more intermediaries, control, or are controlled by, or are under common control with respondent:  
Tanimura & Antle Supply Company, Inc. owns 100% of SWC

**PUBLIC HEALTH STATUS**

6. Has state or local health department inspection been made during the year?  
 7. Are routine laboratory tests of water being made?  
 8. Has state health department water supply permit been obtained? (Indicate date)  
 9. If no permit has been obtained, state whether application has been made and when.  
 10. Show expiration date if state permit is temporary.

Yes	No	Latest Date
	X	6/1/17
X		
X		3/18/21
N/A		
N/A		

11. List Name, Grade, and License Number of all Licensed Operators:  
Ross Hatch D2 #15001  
David Stevenson D2 #44252  
Enrique Garcia-Lopez D2 #54260

12. This annual report was prepared by:  
 Name of firm or consultant: Chris Wiedensohler  
 Address of firm or consultant: PO Box 7187, Salinas, CA 93962  
 Email address of firm or consultant: ChrisWiedensohler@taproduce.com  
 Phone Number of firm or consultant: 831-455-3660

**Excess Capacity and Non-Tariffed Services**

NOTE: In D.00-07-018, D.03-04-028, and D. 04-12-023, the CPUC set forth rules and requirements regarding water utilities provision of non-tariffed services using excess capacity. These decisions require water utilities to: 1) file an advice letter requesting Commission approval of that service, 2) provide information regarding non-tariffed goods/services in each companies Annual Report to the Commission.

Based on the information and filings required in D.00-07-018, D.03-04-028, and D.04-12-023, provide the following information by each individual non-tariffed good and service provided in 2025:

<b>Applies to All Non-Tariffed Goods/Services that require Approval by Advice Letter</b>											
Row No.	Description of Non-Tariffed Goods/Services	Active or Passive	Total Revenue Derived from Non-tariffed Goods/ Services (by account)	Revenue Account Number	Total Expenses Incurred to Provide Non-tariffed Goods/ Services (by account)	Expense Account Number	Advice Letter and/or Resolution Number Approving Non-tariffed Goods/ Services	Total Income Tax Liability Incurred Because of Non-tariffed Goods/ Services (by account)	Income Tax Liability Account Number	Gross Value of Regulated Assets Used in the Provision of a Non-tariffed Goods/ Services (by account)	Regulated Asset Account Number
1	None										
2											
3											
4											
5											
6											
7											
8											
9											
10											

**SCHEDULE A  
BALANCE SHEET  
Assets and Other Debits**

Line No.	Acct. No.	Title of Account (a)	Schedule Number (b)	Balance End of Year (c)
1.1		<b>UTILITY PLANT</b>		
2.1	101	Water Plant in Service (Excluding SDWBA/SRF, Grant Funds)	A-1, A-1a	5,691,256
3.1	101.1	Water Plant in Service - SDWBA/SRF	A-1, A-1b	-
4.1	101.2	Water Plant in Service - Grant Funds	A-1, A-1c	-
5.1	101.3	Water Plant in Service - Other	A-1	-
6.1	103	Water Plant Held for Future Use	A-1	-
7.1	104	Water Plant Purchased or Sold	A-1	-
8.1	105	Construction Work in Progress - Water Plant	A-1	-
9.1	105.1	Construction Work in Progress - SDWBA/SRF	A-1	-
10.1	105.2	Construction Work in Progress - Grant Funds	A-1	-
11.1	105.3	Construction Work in Progress - Other	A-1	-
12.1	114	Water Plant Acquisition Adjustments	A-1	-
13.1		Total Utility Plant		\$ 5,691,256
14.1	108	Accumulated Depreciation of Water Plant	A-2	(4,100,557)
15.1	108.1	Accumulated Amortization of SDWBA/SRF loan	A-2	-
16.1	108.2	Accumulated Depreciation of Water Plant - Grant Funds	A-2	-
17.1	108.3	Accumulated Depreciation of Water Plant - Other	A-2	-
18.1		Total Accumulated Depreciation/Amortization		\$ (4,100,557)
19.1		Net Utility Plant		\$ 1,590,699
20.1				
21.1		<b>INVESTMENTS</b>		
22.1	121	Non-utility Property and Other Assets		
23.1	122	Accumulated Depreciation of Non-Water Utility Property	A-2	-
24.1		Net non-utility property		\$ -
25.1	123	Investments in Affiliated Companies		2,572,564
26.1	124	Other Investments		
27.1		Total Investments		\$ 2,572,564
28.1				
29.1		<b>CURRENT AND ACCRUED ASSETS</b>		
30.1	131	Cash		263,113
31.1	132	Cash - Special Deposits		
32.1	141	Accounts Receivable - Customers		79,241
33.1	142	Receivables from Affiliated Companies		
34.1	143	Accumulated Provision for Uncollectible Accounts		
35.1	151	Materials and Supplies		11,669
36.1	174	Other Current Assets		
37.1		Total current and accrued assets		\$ 354,023
38.1				
39.1	180	Deferred Charges		
40.1	181	Accumulated Deferred Income Tax Assets		
41.1				
42.1		<b>Total Assets and Other Debits</b>		\$ 4,517,286

**SCHEDULE A  
BALANCE SHEET  
Liabilities and Other Credits**

Line No.	Acct. No.	Title of Account (a)	Schedule Number (b)	Balance End of Year (c)
1.2		<b>CORPORATE CAPITAL AND RETAINED EARNINGS</b>		
2.2	201	Common Stock	A-3	1,000
3.2	204	Preferred Stock	A-4	-
4.2	206	Subchapter S Corporation Accumulated Adjustments Account	A-6	-
5.2	211	Other Paid-in Capital	A-7	4,115,696
6.2	215	Retained Earnings	A-8	(138,567)
7.2		Total corporate capital and retained earnings		\$ 3,978,129
8.2				
9.2		<b>PROPRIETARY CAPITAL</b>		
10.2	218	Proprietary Capital	A-9	-
11.2				
12.2		<b>LONG TERM DEBT</b>		
13.2	224	Long-term Debt	A-10	-
14.2				
15.2		<b>CURRENT AND ACCRUED LIABILITIES</b>		
16.2	230	Payables to Affiliated Companies		
17.2	231	Accounts Payable		19,977
18.2	232	Short-term Notes Payable		
19.2	233	Customer Deposits		
20.2	236	Taxes Accrued		
21.2	237	Interest Accrued		
22.2	241	Other Current Liabilities		20,756
23.2		Total current and accrued liabilities		\$ 40,733
24.2				
25.2		<b>DEFERRED CREDITS</b>		
26.2	252	Advances for Construction		-
27.2	253	Other Credits		
28.2	255	Accumulated Deferred Investment Tax - Credits		
29.2	282	Accumulated Deferred Income Taxes - Accel. Tax Depreciation		
30.2	283	Accumulated Deferred Income Tax Liabilities		
31.2		Total deferred credits		\$ -
32.2				
33.2		<b>CONTRIBUTIONS IN AID OF CONSTRUCTION</b>		
34.2	265	Contributions in Aid of Construction		835,924
35.2	272	Accumulated Amortization of Contributions (negative number)		(337,500)
36.2		Net Contributions in Aid of Construction		\$ 498,424
37.2		<b>Total Liabilities and Other Credits</b>		\$ 4,517,286

**SCHEDULE A-1  
UTILITY PLANT**

Line No.	Acct No.	Title of Account (a)	Balance Beg of Year (b)	Plant Additions During year (c)	Plant (Retirements) During year (d)	Other Debits* or (Credits) (e)	Balance End of year (f)
1	101	Water Plant in Service (Sch A-1a)	5,566,287	124,969	-	-	\$ 5,691,256
2	101.1	Water Plant In Service - SDWBA/SRF (Sch A-1b)	-	-	-	-	\$ -
3	101.2	Water Plant In Service - Grant Funds (Sch A-1c)	-	-	-	-	\$ -
4	101.3	Water Plant In Service - Other					\$ -
5	103	Water Plant Held for Future Use (Sch A-1d)					\$ -
6	104	Water Plant Purchased or Sold					\$ -
7	105	Construction Work in Progress - Water Plant					\$ -
8	105.1	Construction Work in Progress - SDWBA/SRF					\$ -
9	105.2	Construction Work in Progress - Grant Funds					\$ -
10	105.3	Construction Work in Progress - Other					\$ -
11	114	Water Plant Acquisition Adjustments					\$ -
12		<b>Total utility plant</b>	<b>\$ 5,566,287</b>	<b>\$ 124,969</b>	<b>\$ -</b>	<b>\$ -</b>	<b>\$ 5,691,256</b>

\* Debit or credit entries should be explained by footnotes or supplementary schedules

**SCHEDULE A-1a  
Account 101 - Water Plant in Service (Excluding SDWBA/SRF, Grant Funds)**

Line No.	Acct No.	Title of Account (a)	Balance Beg of Year (b)	Plant Additions During year (c)	Plant (Retirements) During year (d)	Other Debits* or (Credits) (e)	Balance End of year (f)
1		<b>NON-DEPRECIABLE PLANT</b>					
2	301	Intangible Plant					\$ -
3	303	Land	85,924				\$ 85,924
4		Total non-depreciable plant	\$ 85,924	\$ -	\$ -	\$ -	\$ 85,924
5							
6		<b>DEPRECIABLE PLANT</b>					
7	304	Structures	113,789				\$ 113,789
8	307	Wells	2,221,563				\$ 2,221,563
9	311	Pumping Equipment	73,174	124,969			\$ 198,143
10	317	Other Water Source Plant	-				\$ -
11	320	Water Treatment Plant	-				\$ -
12	330	Reservoirs, Tanks and Standpipes	3,744				\$ 3,744
13	331	Water Mains	1,796,072				\$ 1,796,072
14	333	Services and Meter Installations	30,687				\$ 30,687
15	334	Meters	337,493			(13,597)	\$ 323,896
16	335	Hydrants	108				\$ 108
17	339	Other Equipment	903,733			13,597	\$ 917,330
18	340	Office Furniture and Equipment					\$ -
19	341	Transportation Equipment					\$ -
20		Total depreciable plant	\$ 5,480,363	\$ 124,969	\$ -	\$ -	\$ 5,605,332
21		<b>Total water plant in service</b>	<b>\$ 5,566,287</b>	<b>\$ 124,969</b>	<b>\$ -</b>	<b>\$ -</b>	<b>\$ 5,691,256</b>

\* Debit or credit entries should be explained by footnotes or supplementary schedules

Footnotes:

---



---



---

**SCHEDULE A-1b**  
**Account 101.1 - Water Plant in Service - SDWBA/SRF**

Line No.	Acct No.	Title of Account (a)	Balance Beg of Year (b)	Plant Additions During year (c)	Plant (Retirements) During year (d)	Other Debits* or (Credits) (e)	Balance End of year (f)
1		<b>NON-DEPRECIABLE PLANT</b>					
2	301	Intangible Plant					\$ -
3	303	Land					\$ -
4		Total non-depreciable plant	\$ -	\$ -	\$ -	\$ -	\$ -
5							
6		<b>DEPRECIABLE PLANT</b>					
7	304	Structures					\$ -
8	307	Wells					\$ -
9	311	Pumping Equipment					\$ -
10	317	Other Water Source Plant					\$ -
11	320	Water Treatment Plant					\$ -
12	330	Reservoirs, Tanks and Sandpipes					\$ -
13	331	Water Mains					\$ -
14	333	Services and Meter Installations					\$ -
15	334	Meters					\$ -
16	335	Hydrants					\$ -
17	339	Other Equipment					\$ -
18	340	Office Furniture and Equipment					\$ -
19	341	Transportation Equipment					\$ -
20		Total depreciable plant	\$ -	\$ -	\$ -	\$ -	\$ -
21		<b>Total water plant in service</b>	\$ -	\$ -	\$ -	\$ -	\$ -

\* Debit or credit entries should be explained by footnotes or supplementary schedules

**SCHEDULE A-1c**  
**Account 101.2 - Water Plant in Service - Grant Funds**

Line No.	Acct No.	Title of Account (a)	Balance Beg of Year (b)	Plant Additions During year (c)	Plant (Retirements) During year (d)	Other Debits* or (Credits) (e)	Balance End of year (f)
1		<b>NON-DEPRECIABLE PLANT</b>					
2	301	Intangible Plant					\$ -
3	303	Land					\$ -
4		Total non-depreciable plant	\$ -	\$ -	\$ -	\$ -	\$ -
5							
6		<b>DEPRECIABLE PLANT</b>					
7	304	Structures					\$ -
8	307	Wells					\$ -
9	311	Pumping Equipment					\$ -
10	317	Other Water Source Plant					\$ -
11	320	Water Treatment Plant					\$ -
12	330	Reservoirs, Tanks and Sandpipes					\$ -
13	331	Water Mains					\$ -
14	333	Services and Meter Installations					\$ -
15	334	Meters					\$ -
16	335	Hydrants					\$ -
17	339	Other Equipment					\$ -
18	340	Office Furniture and Equipment					\$ -
19	341	Transportation Equipment					\$ -
20		Total depreciable plant	\$ -	\$ -	\$ -	\$ -	\$ -
21		<b>Total water plant in service</b>	\$ -	\$ -	\$ -	\$ -	\$ -

\* Debit or credit entries should be explained by footnotes or supplementary schedules

**SCHEDULE A-2**  
**Accounts 108, 108.1, 108.2, 108.3, 122 - Depreciation and Amortization Reserves**

Line No.	Item (a)	Account 108	Account 108.1	Account 108.2	Account 108.3	Account 122
		Accumulated Depreciation of Water Plant (b)	Accumulated Amortization of SDWBA/SRF (c)	Accumulated Depreciation of Water Plant - Grant Funds (d)	Accumulated Depreciation of Water Plant - Other (e)	Accumulated Depreciation of Non-Water Utility Property (f)
1	Balance in reserves at beginning of year	3,814,183				
2	Add: Credits to reserves during year					
3	(a) Charged to Account 272	18,750				
4	(b) Charged to Account 403	267,624				
5	(c) Charged to Account 407					
6	(d) Charged to Account 426					
7	(e) Charged to clearing accounts.					
8	(f) Salvage recovered					
9	(g) All other credits					
10	Total Credits	\$ 286,374	\$ -	\$ -	\$ -	\$ -
11	Less: Debits to reserves during year					
12	(a) Book cost of property retired					
13	(b) Cost of removal					
14	(c) All other debits					
15	Total debits	\$ -	\$ -	\$ -	\$ -	\$ -
16	Balance in reserve at end of year	\$ 4,100,557	\$ -	\$ -	\$ -	\$ -
17						
18	(1) COMPOSITE DEPRECIATION RATE USED FOR STRAIGHT LINE REMAINING LIFE %					
19	(2) CPUC Authorization for Composite Depreciation Rate (CPUC Decision, Resolution, or Advice Letter):					
20						
21	(3) EXPLANATION OF ALL OTHER CREDITS:					
22						
23						
24						
25						
26	(4) EXPLANATION OF ALL OTHER DEBITS:					
27						
28						
29						
30						
31						
32	(5) METHOD USED TO COMPUTE INCOME TAX DEPRECIATION					
33	(a) Straight line					
34	(b) Liberalized					
35	(1) Sum of the years digits					
36	(2) Double declining balance					
37	(3) Other					
38	(c) Both straight line and liberalized					

**SCHEDULE A-3  
Account 201 - Common Stock**

Line No.	Class of Stock (a)	Number of Shares Authorized by Articles of Incorporation (b)	Par Value of Stock Authorized by Articles of Incorporation (c)	Number of Shares Outstanding <sup>1</sup> (d)	Balance End of Year (e)	Dividends Declared During Year	
						Rate (f)	Amount (g)
1	Common	1,000	1.00	1,000	\$ 1,000		\$ -
2					\$ -		\$ -
3					\$ -		\$ -
4					\$ -		\$ -
5					\$ -		\$ -
6				Total	\$ 1,000		\$ -

<sup>1</sup> After deduction for amount of reacquired stock held by or for the respondent.

**SCHEDULE A-4  
Account 204 - Preferred Stock**

Line No.	Class of Stock (a)	Number of Shares Authorized by Articles of Incorporation (b)	Par Value of Stock Authorized by Articles of Incorporation (c)	Number of Shares Outstanding <sup>1</sup> (d)	Balance End of Year (e)	Dividends Declared During Year	
						Rate (f)	Amount (g)
1							
2							
3							
4							
5							
6				Total	\$ -		\$ -

<sup>1</sup> After deduction for amount of reacquired stock held by or for the respondent.

**SCHEDULE A-5  
Record of Stockholders at End of Year**

Line No.	COMMON STOCK Name (a)	Number Shares (b)	PREFERRED STOCK Name (c)	Number Shares (d)
1	Tanimura & Antle Supply Company, Inc.	1,000		
2				
3				
4				
5				
6				
7				
8				
9	Total number of shares	1,000	Total number of shares	-

<b>SCHEDULE A-6</b>		
<b>Account 206 - Subchapter S Corporation Accumulated Adjustments Account</b>		
Line No.	Description of Items (a)	Amount (b)
1	Balance beginning of year	
2	Add: Credits	
3	Net Income	
4	Accounting Adjustments	
5	Total Credits	\$ -
6	Less: Debits	
7	Net Loss	
8	Accounting Adjustments	
9	Dividends	
10	Total Debits	\$ -
11	Balance end of year	\$ -

<b>SCHEDULE A-7</b>		
<b>Account 211 - Other Paid in Capital (Corporations only)</b>		
Line No.	Description of Items (a)	Balance End of Year (b)
1	APIC	4,115,696
2		
3		
4		
5	Total	\$ 4,115,696

<b>SCHEDULE A-8</b>		
<b>Account 215 - Retained Earnings (Corporations Only)</b>		
Line No.	Item (a)	Amount (b)
1	Balance beginning of year	(256,085)
2	Add: Credits	
3	Net income	119,374
4	Prior period adjustments	
5	Other credits (detail)	(1,856)
6	Total Credits	\$ 117,518
7		
8	Less: Debits	
9	Net losses	
10	Prior period adjustments	
11	Dividend appropriations - preferred stock	
12	Dividend appropriations - common stock	
13	Other debits (detail)	
14	Total Debits	-
15	Balance end of year	\$ (138,567)

**SCHEDULE A-9**  
**Account 218 - Proprietary Capital**  
**(Sole Proprietor or Partnership)**

Line No.	Item (a)	Amount (b)
1	Balance beginning of year	
2	Add: Credits	
3	Net income	
4	Additional investments during year	
5	Other credits (detail):	
6		
7		
8	Total Credits	\$ -
9	Less: Debits	
10	Net losses	
11	218.1 Proprietary Drawings	
12	Other debits (detail):	
13		
14		
15	Total Debits	\$ -
16	Balance end of year	\$ -

**SCHEDULE A-10**  
**Account 224 - Long-Term Debt**

Line No.	Nature of Obligation (a)	Date of Issue (b)	Date of Maturity (c)	Balance End of Year (d)	Rate of Interest (e)	Interest Accrued During Year (f)	Interest Paid During Year (g)
1							
2							
3							
4							
5							
6							
7							
8			Total	\$ -		\$ -	\$ -

**SCHEDULE B  
INCOME STATEMENT**

Line No.	Acct. No.	Account (a)	Schedule Number (b)	Amount (c)
1		<b>UTILITY OPERATING INCOME</b>		
2	400	<b>Operating Revenues</b>	B-1	774,462
3				
4		<b>OPERATING REVENUE DEDUCTIONS</b>		
5	401	Operating Expenses	B-2	319,854
6	403	Depreciation Expense	A-2	267,624
7	407	SDWBA Loan Amortization Expense	A-2	-
8	408	Taxes Other Than Income Taxes	B-3	67,610
9	409	State Corporate Income Tax Expense	B-3	-
10	410	Federal Corporate Income Tax Expense	B-3	-
11		<b>Total operating revenue deductions</b>		\$ 655,088
12		<b>Total utility operating income</b>		\$ 119,374
13				
14		<b>OTHER INCOME AND DEDUCTIONS</b>		
15	421	Non-Utility Income	B-4	-
16	426	Miscellaneous Non-Utility Expense	B-4	-
17	427	Interest Expense (excluding SDWBA)	B-5	-
18	427	Interest Expense (SDWBA)	B-5	-
19		<b>Total other income and deductions</b>		\$ -
20		<b>Net income / &lt;Loss&gt;</b>		\$ 119,374

**SCHEDULE B-1**  
**Account 400 - Operating Revenues**

Line No.	Acct. No.	Account (a)	Amount Current Year (b)
1		<b>WATER SERVICE REVENUES</b>	
2	460	Unmetered water revenue	
3		460.1 Residential, Single-family, Multiple Dwelling Units	
4		460.2 Commercial and Miscellaneous	
5		460.3 Large Water Users	
6		460.4 Safe Drinking Water Bond Surcharge	
7		460.5 Other Unmetered Revenue	
8		Subtotal	\$ -
9			
10	462	Fire protection and hydrant revenue	
11		462.1 Public Fire Protection	9,589
12		462.2 Private Fire Protection	
13		Subtotal	\$ 9,589
14			
15	465	Irrigation revenue	43,678
16			
17	470	Metered water revenue	
18		470.1 Residential, Single-family, Multiple Dwelling Units	342,955
19		470.2 Commercial and Multi-residential Master Metered	46,599
20		470.3 Large Water Users	331,641
21		470.4 Safe Drinking Water Bond Surcharge	-
22		470.5 Other Metered Revenues	-
23		Subtotal	\$ 721,195
24		Total water service revenues	\$ 774,462
25			
26	480	Other water revenue	
27		Total Operating Revenues	\$ 774,462

**SCHEDULE B-2**  
**Account 401 - Operating Expenses**

Line No.	Acct. No.	Account (a)	Amount Current Year (b)
1		<b>PLANT OPERATION AND MAINTENANCE EXPENSES</b>	
2		<b>VOLUME RELATED EXPENSES</b>	
3	610	Purchased Water	
4	615	Power	123,129
5	618	Other Volume Related Expenses	13,609
6		Total volume related expenses	\$ 136,739
7			
8		<b>NON-VOLUME RELATED EXPENSES</b>	
9	630	Employee Labor	-
10	640	Materials	
11	650	Contract Work	75,789
12	660	Transportation Expense	
13	664	Other Plant Maintenance Expenses	48,064
14		Total non-volume related expenses	\$ 123,853
15		Total plant operation and maintenance exp.	\$ 260,591
16			
17		<b>ADMINISTRATIVE AND GENERAL EXPENSES</b>	
18	670	Office Salaries	-
19	671	Management Salaries	-
20	674	Employee Pensions and Benefits	
21	676	Uncollectible Accounts Expense	
22	678	Office Services and Rentals	616
23	681	Office Supplies and Expenses	5,795
24	682	Professional Services	44,291
25	684	Insurance	
26	688	Regulatory Compliance Expense	5,392
27	689	General Expenses	3,169
28		Total administrative and general expenses	\$ 59,263
29	800	Expenses Capitalized - Credit (Optional)	
30	900	Clearing Accounts (Optional)	
31		Net administrative and general expense	\$ 59,263
32		Total Operating Expenses	\$ 319,854

**SCHEDULE B-3**  
**Accounts 408, 409, 410 - Taxes Charged During the Year**

Line No.	Type of Tax (a)	Distribution of Taxes Charged		Total Taxes Charged During Year (d)
		Water (b)	Nonutility (c)	
1	408 Taxes other than income taxes:			
2	408.1 Property taxes	43,878		\$ 43,878
3	408.2 Payroll taxes			\$ -
4	408.3 Other taxes and licenses	23,732		\$ 23,732
5	Total taxes other than income taxes	\$ 67,610	\$ -	\$ 67,610
6				
7	409 State corporate income tax			\$ -
8	410 Federal corporate income tax			\$ -
9	Total income taxes	\$ -	\$ -	\$ -
10				
11	Total	\$ 67,610	\$ -	\$ 67,610

**SCHEDULE B-4**  
**Accounts 421, 426 - Income and Expense from Non-Utility Operations**

Line No.	Description (a)	Non-Utility Income Acct. 421 (b)	Miscellaneous Non-Utility Expense Acct. 426 (c)
1			
2			
3			
4			
5	Total	\$ -	\$ -

**SCHEDULE B-5**  
**Account 427 - Interest Expense**

Line No.	Description (a)	Amount (b)
1	Interest on SDWBA loan	
2	Interest on other (give details below):	
3		
4		
5		
6		
7		
8		
9		
10	Total	\$ -

SCHEDULE C - SOURCES OF SUPPLY AND WATER DEVELOPED WELLS					
Location	No.	Diam. Inch	Depth to Water Feet	Pumping Capacity (g.p.m.)	Annual Quantities Pumped
Spreckels Boulevard	2	16	96	850	32,780,000 gal
Spreckels Boulevard	3	24	72	2,000	42,084,000 gal
Llano & 5th	4	24	100	2,500	41,086,000 gal
<b>OTHER</b>					
Streams or Springs Location of Diversion Point	Flow in Priority Right		(Unit) Diversions		Annual Quantities Diverted
	Claim	Capacity	Max	Min	Unit
Purchased water (unit)				Annual Quantity	
Supplier:					

SCHEDULE D - WATER DELIVERED TO METERED CUSTOMERS (in CCF or state otherwise)			
Classification	Month of Year		Total for Year
	Maximum	Minimum	
Residential	July	Feb	40,756
Industrial/Commercial	July	Feb	93,667
Irrigation	July	Feb	12,390
Fire Protection (public)	-	-	-
Fire Protection (private)	July	Dec	
Other (specify)			
Total			146,813

SCHEDULE E - EMPLOYEES AND THEIR COMPENSATION						
Line	Acct	Account	Number at End of Year	Salaries Charged to Expense	Salaries Charged to Plant Accounts	Total Salaries and Wages Paid
1	630	Employee Labor				\$ -
2	670	Office salaries				\$ -
3	671	Management salaries				\$ -
4		Total	-	\$ -	\$ -	\$ -

SCHEDULE F - ADVANCES FOR CONSTRUCTION	
Balance beginning of year	
Additions during year	
Subtotal - Beginning balance plus additions during year	\$ -
Refunds	
Transfers to Acct. 265 - Contributions in Aid of Construction	
Balance end of year	\$ -

SCHEDULE G - TOTAL METERS AND SERVICES (Active and Inactive)		
Size	Meters	Services
5/8 x 3/4-in	1	1
3/4-in	-	-
1-in	277	277
-in	13	13
-in	1	1
-in	7	7
Total	299	299

SCHEDULE H - METER TESTING DATA	
Number of meters tested during year	
1 Used, before repair	-
2 Used, after repair	-
3 Fast, requiring refund	-
Numbers of meters in service requiring test per General Order No. 103	-

SCHEDULE I - SERVICE CONNECTIONS AT END OF YEAR								
Classification	Active			Inactive			Total connections	
	Metered	Flat	Total	Metered	Flat	Total	Metered	Flat
Residential	263		263			-	263	-
Industrial/Commercial	31		31			-	31	-
Irrigation	5		5			-	5	-
Fire Protection (public)	10		10			-	10	-
Fire Protection (private)			-			-	-	-
Other (specify)			-			-	-	-
			-			-	-	-
Total	309	-	309	-	-	-	309	-

NOTE: Total connections (metered plus flat) should agree with total services in Schedule G.

SCHEDULE J - STORAGE FACILITIES			SCHEDULE K - FOOTAGES OF PIPE (EXCLUDING SERVICE PIPES)					
Description	No.	Combined capacity in gallons	Description	2" and under	2 1/4 to 3 1/4	4"	Other sizes (specify)	Totals
				Concrete			Cast Iron	
Earth			Welded steel					-
Wood			Standard screw					-
Steel	3	30,000	Cement-asbestos					-
Other			Plastic	16,850	40	205		17,095
			Other (specify)				5,327	5,327
							5,675	5,675
								-
Total	3	30,000	Total	16,850	40	205	11,002	28,097

**SCHEDULE L**  
**FOR ALL WATER COMPANIES**  
**SAFE DRINKING WATER BOND ACT/STATE REVOLVING FUND DATA**

Please provide the following information relating to each Safe Drinking Water Bond Act (SDWBA) or Safe Drinking Water State Revolving Fund (SRF) loan surcharge collection for the calendar year. Please use one page per loan.

1. Current Fiscal Agent:

Name: None  
 Address: \_\_\_\_\_  
 Phone Number: \_\_\_\_\_  
 Account Number: \_\_\_\_\_  
 Date Hired: \_\_\_\_\_

2. Total surcharge collected from customers during the 12 month reporting period:

\$   -

Meter Size	No. of Metered Customers	Monthly Surcharge Per Customer
5/8 X 3/4 inch		
3/4 inch		
1 inch		
1 1/2 inch		
2 inch		
3 inch		
4 inch		
6 inch		
Number of Flat Rate Customers		
<b>Total</b>	-	

3. Summary of the bank account activities showing:

Balance at beginning of year	\$ _____
Add: Surcharge collections	_____
Interest earned	_____
Other deposits	_____
Less: Loan payments	_____
Bank charges	_____
Other withdrawals	_____
Balance at end of year	\$ <span style="background-color: #fce4d6; padding: 2px 20px;"> </span> -

4. Reason for other deposits/withdrawals

\_\_\_\_\_  
 \_\_\_\_\_  
 \_\_\_\_\_

5. Total Accumulated Reserve: \$ \_\_\_\_\_

**SCHEDULE M  
FACILITY FEES DATA**

Please provide the following information relating to Facility Fees collected for the calendar year, pursuant to Resolution No. W-4110.

1. Trust Account Information:

Bank Name: None  
 Address: \_\_\_\_\_  
 Account Number: \_\_\_\_\_  
 Date Opened: \_\_\_\_\_

2. Facilities Fees collected for new connections during the calendar year:

**A. Commercial**

<u>NAME</u>	<u>AMOUNT</u>
_____	\$ _____
_____	\$ _____
_____	\$ _____
_____	\$ _____
_____	\$ _____

**B. Residential**

<u>NAME</u>	<u>AMOUNT</u>
_____	\$ _____
_____	\$ _____
_____	\$ _____
_____	\$ _____
_____	\$ _____

3. Summary of the bank account activities showing:

	<u>AMOUNT</u>
Balance at beginning of year	\$ _____
Deposits during the year	\$ _____
Interest earned for calendar year	\$ _____
Withdrawals from this account	\$ _____
Balance at end of year	\$ _____ -

4. Reason or Purpose of Withdrawal from this bank account:

\_\_\_\_\_  
 \_\_\_\_\_  
 \_\_\_\_\_  
 \_\_\_\_\_  
 \_\_\_\_\_

**DECLARATION**

**(PLEASE VERIFY THAT ALL SCHEDULES ARE ACCURATE AND COMPLETE BEFORE SIGNING)**

I, the undersigned Chris Wiedensohler  
Officer, Partner, or Owner (Please Print)

of Spreckels Water Company, Inc.  
Name of Utility

under penalty of perjury do declare that this report has been prepared by me, or under my direction, from the books, papers and records of the respondent; that I have carefully examined the same, and declare the same to be a complete and correct statement of the business and affairs of the above-named respondent and the operations of its property for the period of January 1, 2025 through December 31, 2025.

Tax Director  
Title (Please Print)

Chris Wiedensohler  
Chris Wiedensohler (Apr 29, 2026 14:04:30 PDT)  
Signature

831-455-3660  
Telephone Number

April 29, 2026  
Date







# 2025 Annual Report Template - Class D

Final Audit Report

2026-04-29

Created:	2026-04-29
By:	Dorothy Oliverez (DorothyOliverez@taproduce.com)
Status:	Signed
Transaction ID:	CBJCHBCAABAAgTiSi7Zrejy3tSCf_UXLWHpxTjxCUyq_

## "2025 Annual Report Template - Class D" History

-  Document created by Dorothy Oliverez (DorothyOliverez@taproduce.com)  
2026-04-29 - 9:01:12 PM GMT
-  Document emailed to chriswiedensohler@taproduce.com for signature  
2026-04-29 - 9:02:05 PM GMT
-  Email viewed by chriswiedensohler@taproduce.com  
2026-04-29 - 9:03:18 PM GMT
-  Signer chriswiedensohler@taproduce.com entered name at signing as Chris Wiedensohler  
2026-04-29 - 9:04:28 PM GMT
-  Document e-signed by Chris Wiedensohler (chriswiedensohler@taproduce.com)  
Signature Date: 2026-04-29 - 9:04:30 PM GMT - Time Source: server
-  Agreement completed.  
2026-04-29 - 9:04:30 PM GMT