


ATTACHMENT 7

Consumer Confidence Report Certification Form (to be submitted with a copy of the CCR)

Water System Name: Alco Water Service

Water System Number: 2710001

The water system named above hereby certifies that its Consumer Confidence Report was distributed on **June 7, 2013 through June 28, 2013** to customers (and appropriate notices of availability have been given). Further, the system certifies that the information contained in the report is correct and consistent with the compliance monitoring data previously submitted to the California Department of Public Health.

Certified by: Name: Thomas R. Adcock
Signature: 
Title: President
Phone Number: (831) 424-0441 Date: 6/28/13

To summarize report delivery used and good-faith efforts taken, please complete the below by checking all items that apply and fill-in where appropriate:

- CCR was distributed by mail or other direct delivery methods. Specify other direct delivery methods used: **CCR was mailed to all customers as a water bill insert from June 7, 2013 through June 28, 2013.**
- "Good faith" efforts were used to reach non-bill paying consumers. Those efforts included the following methods:
- Posting the CCR on the Internet at www._____
 - Mailing the CCR to postal patrons within the service area (attach zip codes used)
 - Advertising the availability of the CCR in news media (attach copy of press release)
 - Publication of the CCR in a local newspaper of general circulation (attach a copy of the published notice, including name of newspaper and date published)
 - Posted the CCR in public places (attach a list of locations)
 - Delivery of multiple copies of CCR to single-billed addresses serving several persons, such as apartments, businesses, and schools
 - Delivery to community organizations (attach a list of organizations)
 - Other (attach a list of other methods used)
- For systems serving at least 100,000 persons: Posted CCR on a publicly-accessible internet site at the following address: www._____
- For privately-owned utilities: Delivered the CCR to the California Public Utilities Commission

This form is provided as a convenience and may be used to meet the certification requirement of section 64483(c), California Code of Regulations.

KIDS CORNER

Alco wants YOU to be a water Super Hero this year! Here's some of our fun ideas for water superhero names:

 Flash Flood

 Bath Man


 Hydro Hulk



Send us your drawing of a fun water superhero you'd like to see! Remember, every drop counts! Do your part to save water for the future!

Water Games & Facts

Write down the first letter of each picture to spell out a word that means to save water!



Water Super Hero Conservation Tips

In the Bathroom:


- Don't overfill the bathtub
- Take shorter showers
- Don't use the toilet as a trash can - every flush uses 3-6 gallons of water
- Don't leave the water running while brushing your teeth
- Tell Mom or Dad about any leaky faucets - one leaky faucet can waste a lot of water

In the Kitchen:

- Remind Mom or Dad to only run the dishwasher with full loads
- Don't leave the faucet running to get a cold drink; keep a pitcher of water in the refrigerator instead
- Don't let the faucet run when you scrub vegetables - use a stopper instead

Outside:

- Only water the lawn or garden when it needs it
- Water the lawn or garden at night or early in the morning to prevent evaporation
- Adjust water sprinklers to be sure they are not watering the driveway or sidewalk
- Use a bucket and a hose with a nozzle when you wash cars or bicycles
- Use a broom to sweep the driveway or sidewalk - not the hose



Congratulations!
YOU are a
Water Super Hero!
ALCO WATER SERVICE

Consumer Confidence Report 2012

It's that time of year again, when Alco shares important information about your water quality with you, our customers! Alco monitors the drinking water quality for many constituents as required by State and Federal Regulations. This Consumer Confidence Report (CCR) is a summary of the quality of the water provided to you by Alco Water Service and shows the results of our monitoring for the period of January 1 through December 31, 2012. There is a list of important definitions and abbreviations of reporting units included in the CCR for your convenience.

If you have any questions about this information, please contact Thomas R. Adcock, Monday to Friday, 8AM to 5PM at (831) 424-0441. Any water related public meetings will be announced in water bill inserts or by direct mailing.

What's new with your water service?

Congratulations to you! Once again, you have helped Alco decrease the total water consumption this past year! Alco is happy to see that its staff's hard work over the past year helping to educate the public about the importance of water conservation has been so successful thanks, in large part, to you! Saving water also saves dollars... your reward is a lower water bill, and the even bigger reward is planning for the future and the best ways to utilize - and conserve - the world's water supply!

Keep up the good work this year and get your kids involved to help the cause! Alco staff hopes that you continue to conserve water and use it wisely.

Alco is a family-owned business and have served the community of East Salinas for over 80 years, since 1932! Alco continues to be a family and community oriented company, serving its customers with pride and professionalism.

If you have any problems, questions, suggestions, or concerns, please call us during regular business hours, or leave a message after hours with our live answering service at (831) 424-0441. Or, you can visit us at our office or send us a note in the mail to Alco Water Service, 249 Williams Road, Salinas, CA 93905 or e-mail us at mail@alcowater.com. We look forward to hearing from you!

Este informe contiene información muy importante sobre su agua potable. Tradúzcalo o hable con alguien que lo entienda bien.

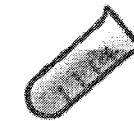
2012 Consumer Confidence Report
Alco Water Service
249 Williams Road
Salinas, CA 93905
(831) 424-0441 Phone
(831) 424-0611 Fax

Where does your water come from?



In 2012, Alco Water Service had 6 active water sources and 3 standby water sources, all of which are groundwater wells. The wells draw from two aquifers in the two sub-areas of the Salinas Groundwater Basin; the Pressure Area & the East Side Area. Source Water

Assessments were performed in 2002 and are available for review at the utility's office. The water sources are most vulnerable to sewer collection systems, agricultural drainage, gas stations, parking lots / malls / high density housing, parks, irrigated crops, fertilizer / pesticide / herbicide applications, agricultural / irrigation / water supply wells, and photo processing / printing. Due to a change in the Federal Arsenic Maximum Contaminant Level (MCL) to 10 parts per billion (ppb) in 2006, Alco removed 3 of its well sources from active service and obtained approval from the California Department of Public Health (CDPH) to change the wells to "standby" status. In November 2008, California also adopted the Federal MCL of 10 ppb. The 3 wells will remain out of service in standby status while Alco develops a method to reduce the Arsenic levels from these wells to comply with the new Federal MCL. All of Alco's active well sources comply with the Federal and State of California MCL of 10 ppb.



Laboratory testing:

Alco Water Service contracts with independent, state-certified laboratories to monitor the quality of the water it provides to you. This helps us to provide you with the best quality water possible and to conform to CDPH regulations. Alco Water

Service also contracts with an independent sampler who collects all samples for monitoring purposes and delivers them to the independent laboratories directly. The laboratory water quality results contained in the table sections of this report are of detectable constituents only. This means that there was a detection of the constituent found in the water by the laboratory. The tables also include a list of the State and Federal standards so that you may compare the results of our water analyses to them. The water system tests for hundreds of regulated and unregulated constituents and submits the results to CDPH. The constituents that do not appear on the table are non-detectable. This means that there was no detection of the constituent found in the water by the laboratory.

What can be found in water?

The sources of drinking water (both tap water & bottled water) include rivers, lakes, streams, ponds, reservoirs, springs & wells. As water travels over the surface of the land or through the ground, it dissolves naturally-occurring minerals and, in some cases, radioactive material, and can pick up substances resulting from the presence of animals or from human activity.

Contaminants that may be present in source water include:

- ✓ **Microbial contaminants**, such as viruses and bacteria, that may come from sewage treatment plants, septic systems, agricultural livestock operations, & wildlife.



LOOK INSIDE for tables containing your water quality results!

- ✓ **Inorganic contaminants**, such as salts & metals, that can be naturally-occurring or result from urban stormwater runoff, industrial or domestic wastewater discharges, oil & gas production, mining, or farming.
- ✓ **Pesticides & herbicides**, that may come from a variety of sources such as agriculture, urban stormwater runoff, & residential uses.
- ✓ **Organic chemical contaminants**, including synthetic & volatile organic chemicals, that are by-products of industrial processes & petroleum production, & can also come from gas stations, urban stormwater runoff, agricultural application, & septic systems.
- ✓ **Radioactive contaminants**, that can be naturally-occurring or be the result of oil and gas production and mining activities.

In order to ensure that tap water is safe to drink, the U.S. Environmental Protection Agency (USEPA) and the CDPH prescribe regulations that limit the amount of certain contaminants in water provided by public water systems. CDPH regulations also establish limits for contaminants in bottled water that provide the same protection for public health.

Additional Drinking Water Information

Drinking water, including bottled water, may reasonably be expected to contain at least small amounts of some contaminants. The presence of contaminants does not necessarily indicate that water poses a health risk. More information about contaminants and potential health effects can be obtained by calling the USEPA's Safe Drinking Water Hotline (1-800-426-4791).

Some people may be more vulnerable to contaminants in drinking water than the general population. Immuno-compromised persons such as persons with cancer undergoing chemotherapy, persons who have undergone organ transplants, people with HIV/AIDS or other immune system disorders, some elderly, and infants can be particularly at risk from infections. These people should seek advice about drinking water from their health care providers. USEPA/Centers for Disease Control (CDC) guidelines on appropriate means to lessen the risk of infection by *Cryptosporidium* and other microbial contaminants are available from the Safe Drinking Water Hotline (1-800-426-4791).

If present, elevated levels of lead can cause serious health problems, especially for pregnant women and young children. Lead in drinking water is primarily from materials and components associated with service lines and home plumbing. Alco Water Service is responsible for providing high quality drinking water, but cannot control the variety of materials used in plumbing components. When your water has been sitting for several hours, you can minimize the potential for lead exposure by flushing your tap for 30 seconds to 2 minutes before using water for drinking or cooking. If you are concerned about lead in your water, you may wish to have your water tested. Information on lead in drinking water, testing methods, and steps you can take to minimize exposure is available from the Safe Drinking Water Hotline or at <http://www.epa.gov/safewater/lead>.

Alco Water Service – System ID #2710001 – Water Quality Monitoring

The Tables below list all of the drinking water contaminants that were detected during the most recent sampling for the constituent. Although Alco Water Service had the water tested for hundreds of constituents, the following tables list only those that were detected. The presence of these contaminants in the water does not necessarily indicate that the water poses a health risk. CDPH allows us to monitor for certain contaminants less than once per year because the concentrations of these contaminants do not change frequently. Some of the data, though representative of the water quality, are more than one year old.

Definitions Used in the Tables:

- ❖ **Maximum Contaminant Level (MCL):** The highest level of a contaminant that is allowed in drinking water. Primary MCLs are set as close to the PHGs (or MCLGs) as is economically and technologically feasible. Secondary MCLs are set to protect the odor, taste, and appearance of drinking water.
- ❖ **Primary Drinking Water Standard (PDWS):** MCLs and MRDLs for contaminants that affect health along with their monitoring and reporting requirements, and water treatment requirements.
- ❖ **Secondary Drinking Water Standard (SDWS):** MCLs for contaminants that affect taste, odor or appearance of the drinking water. Contaminants with SDWSs do not affect the health at the MCL levels.
- ❖ **Public Health Goal (PHG):** The level of a contaminant in drinking water below which there is no known or expected risk to health. PHGs are set by the California Environmental Protection Agency.
- ❖ **Maximum Contaminant Level Goal (MCLG):** The level of a contaminant in drinking water below which there is no known or expected risk to health. MCLGs are set by the U.S. Environmental Protection Agency (USEPA).
- ❖ **Maximum Residual Disinfectant Level (MRDL):** The highest level of a disinfectant allowed in drinking water. There is convincing evidence that addition of a disinfectant is necessary for control of microbial contaminants.
- ❖ **Maximum Residual Disinfectant Level Goal (MRDLG):** The level of a drinking water disinfectant below which there is no known or expected risk to health. MRDLGs do not reflect the benefits of the use of disinfectants to control microbial contaminants.
- ❖ **Regulatory Action Level (AL):** The concentration of a contaminant which, if exceeded, triggers treatment or other requirements that a water system must follow.

Abbreviations Used in the Tables:

mg/l = milligrams per liter or parts per million (ppm)
 ND = Not Detectable at testing limit
 NTU = Nephelometer Turbidity Unit

MFL = Million Fibers per Liter
 µg/l = micrograms per liter or parts per billion (ppb)
 < means "less than"

pCi/L = picoCuries per liter (a measure of radiation)
 µmhos/cm = micromhos per centimeter
 N/A = Not Applicable

TABLE 1 – SAMPLING RESULTS SHOWING THE DETECTION OF COLIFORM BACTERIA

Alco Water Service had 513 samples collected for routine bacteriological quality testing in 2012.

Microbiological Contaminants	Highest # of Detections (in a month)	# of months in violation	MCL	MCLG	Typical Source of Bacteria
Total Coliform Bacteria (Total Coliform Rule)	1 sample (2.3%)	0	More than 5.0% of monthly samples are positive	0	Naturally present in the environment

TABLE 2 – SAMPLING RESULTS SHOWING THE DETECTION OF LEAD AND COPPER

In October and November of 2010, 30 samples were collected in consumers' households and analyzed for lead and copper. Alco Water Service is required to perform this monitoring every three years by CDPH. The following is a summary of the results:

Lead & Copper (& reporting units)	# of samples collected	90 th percentile level detected	# of Sites exceeding AL	AL	PHG	Typical Source of Contaminant
Lead (µg/l)	30	ND	0	15	0.2	Internal corrosion of household water plumbing systems; discharges from industrial manufacturers; erosion of natural deposits
Copper (mg/l)	30	0.850	0	1.3	0.3	Internal corrosion of household water plumbing systems; erosion of natural deposits; leaching from wood preservatives

TABLE 3 – SAMPLING RESULTS FOR SODIUM AND HARDNESS

Chemical or Constituent (and reporting units)	Sample Date	Average Level Detected	Range of Detections	MCL	PHG (MCLG)	Typical Source of Contaminant
Sodium (mg/l)	3/2010 to 2/2013	69	47 to 110	none	none	Salt present in the water; generally naturally occurring
Hardness (mg/l)	3/2010 to 2/2013	178	160 to 230	none	none	Sum of polyvalent cations present in the water, generally magnesium and calcium; usually naturally occurring

TABLE 4 – DETECTION OF CONTAMINANTS WITH A PRIMARY DRINKING WATER STANDARD

Chemical or Constituent (and reporting units)	Sample Date	Average Level Detected	Range of Detections	MCL	PHG (MCLG)	Typical Source of Contaminant
Gross Alpha (pCi/L)	1/2005 to 11/2011	1.851	0.521 to 4.51	15	(0)	Erosion of natural deposits
Radium-228 (pCi/L)	12/2006 to 11/2011	0.083	0.000 to 0.603	5	0.019	Erosion of natural deposits
Aluminum (µg/l)	3/2010 to 2/2013	5	ND to 31	1,000	600	Erosion of natural deposits; residue from some surface water treatment processes
Arsenic (µg/l)	3/2010 to 2/2013	4.7	2.9 to 6.8 †	10	0.004	Erosion of natural deposits; runoff from orchards, glass and electronics production wastes
Barium (µg/l)	3/2010 to 2/2013	50	35 to 70	1,000	2,000	Discharge of oil drilling wastes and from metal refineries; erosion of natural deposits
Chromium (µg/l)	3/2010 to 2/2013	3.9	2.7 to 5.9	50	(100)	Discharge from steel and pulp mills and chrome plating; erosion of natural deposits
Fluoride (mg/l)	3/2010 to 2/2013	0.43	0.23 to 0.52	2.0	1	Erosion of natural deposits; water additive that promotes strong teeth; discharge from fertilizer and aluminum factories
Lead (µg/l)	3/2010 to 2/2013	0.35	<0.2 to 1.3	AL = 15	0.2	Internal corrosion of household water plumbing systems; discharges from industrial manufacturers; erosion of natural deposits
Nitrate (mg/l) (as nitrate, NO ₃)	1/2012 to 11/2012	16.2	4.5 to 34 ††	45	45	Runoff and leaching from fertilizer use; leaching from septic tanks and sewage; erosion of natural deposits
Selenium (µg/l)	3/2010 to 2/2013	0.4	<1 to 1.4	50	30	Discharge from petroleum, glass, and metal refineries; erosion of natural deposits; discharge from mines and chemical manufacturers; runoff from livestock lots (feed additive)

TABLE 5 – DETECTION OF CONTAMINANTS WITH A SECONDARY DRINKING WATER STANDARD

Chemical or Constituent (and reporting units)	Sample Date	Average Level Detected	Range of Detections	MCL	PHG (MCLG)	Typical Source of Contaminant
Aluminum (µg/l)	3/2010 to 2/2013	5	ND to 31	200	N/A	Erosion of natural deposits; residual from some surface water treatment processes
Iron (µg/l)	3/2010 to 2/2013	40	<25 to 210	300	N/A	Leaching from natural deposits; industrial wastes
Turbidity (NTU)	3/2010 to 2/2013	0.76	0.46 to 2.00	5	N/A	Soil runoff
Zinc (µg/l)	3/2010 to 2/2013	3	<10 to 20	5,000	N/A	Runoff/leaching from natural deposits; industrial wastes
Total Dissolved Solids (mg/l)	3/2010 to 2/2013	398	350 to 460	1,000	N/A	Runoff/leaching from natural deposits
Specific Conductance (µmhos/cm)	3/2010 to 2/2013	695	600 to 870	1,600	N/A	Substances that form ions when in water; seawater influence
Chloride (mg/l)	3/2010 to 2/2013	95	68 to 150	500	N/A	Runoff/leaching from natural deposits; seawater influence
Sulfate (mg/l)	3/2010 to 2/2013	32	17 to 53	500	N/A	Runoff/leaching from natural deposits; industrial wastes

TABLE 6 – DETECTION OF UNREGULATED CONTAMINANTS

Chemical or Constituent (and reporting units)	Sample Date	Average Level Detected	Range of Detections	Notification Level	Typical Source of Contaminant
Boron (µg/l)	3/2010 to 2/2013	101	29 to 230	1,000	The babies of some pregnant women who drink water containing boron in excess of the notification level may have an increased risk of developmental effects, based on studies in laboratory animals.

TABLE – DISINFECTION BY-PRODUCTS, DISINFECTANT RESIDUALS AND DISINFECTION BY-PRODUCT PRECURSORS (FEDERAL RULE)

Chemical or Constituent (and reporting units)	Sample Date	Average Level Detected	Range of Detections	MCL [MRDL]	PHG [MRDLG]	Typical Source of Contaminant
TTHMs [Total Trihalomethanes] (µg/l)	9/13/2012	0.8	ND to 2.7	80	N/A	By-product of drinking water disinfection
Halooacetic Acids (µg/l)	9/13/2012	1.2	ND to 4.9	80	N/A	By-product of drinking water disinfection
Chlorine (mg/l)	2012	0.95	0.27 to 1.6	[4.0 (as Cl ₂)]	[4 (as Cl ₂)]	Drinking water disinfectant added for treatment

† While your drinking water meets the Federal and State standard for arsenic, it does contain low levels of arsenic. The arsenic standard balances the current understanding of arsenic's possible health effects against the cost of removing arsenic from drinking water. The U.S. Environmental Protection Agency continues to research the health effects of low levels of arsenic, which is a mineral known to cause cancer in humans at high concentrations and is linked to other health effects such as skin damage and circulatory problems.

†† Although the nitrate level does not exceed the MCL, the following educational statement is provided per CDPH requirements: Nitrate in drinking water at levels above 45 mg/L is a health risk for infants of less than six months of age. Such nitrate levels in drinking water can interfere with the capacity of the infant's blood to carry oxygen, resulting in serious illness; symptoms include shortness of breath and blueness of the skin. Nitrate levels above 45 mg/L may also affect the ability of the blood to carry oxygen in other individuals, such as pregnant women and those with specific enzyme deficiencies. If you are caring for an infant, or you are pregnant, you should ask advice from your health care provider.

Any violation of an MCL or AL is asterisked. Additional information regarding any violation is provided in this report.