


ATTACHMENT 6

Consumer Confidence Report Certification Form (to be submitted with a copy of the CCR)

Water System Name: West San Martin Water Works, Inc.

Water System Number: 4300543

The water system named above hereby certifies that its Consumer Confidence Report was distributed on 07/02/2013 (date) to customers (and appropriate notices of availability have been given). Further, the system certifies that the information contained in the report is correct and consistent with the compliance monitoring data previously submitted to the Department of Public Health.

Certified by: Name: Robert Ukestad
Signature: 
Title: President
Phone Number: (408)683-2098 Date: 7/29/2013

To summarize report delivery used and good-faith efforts taken, please complete the below by checking all items that apply and fill-in where appropriate:

CCR was distributed by mail or other direct delivery methods. Specify other direct delivery methods used: _____

"Good faith" efforts were used to reach non-bill paying consumers. Those efforts included the following methods:

Posting the CCR on the Internet at http://www.wsmwater.com/documents/2012_Consumer_Confidence_Report.pdf

Mailing the CCR to postal patrons within the service area (attach zip codes used)

Advertising the availability of the CCR in news media (attach copy of press release)

Publication of the CCR in a local newspaper of general circulation (attach a copy of the published notice, including name of newspaper and date published)

Posted the CCR in public places (attach a list of locations)

Delivery of multiple copies of CCR to single-billed addresses serving several persons, such as apartments, businesses, and schools

Delivery to community organizations (attach a list of organizations)

For systems serving at least 100,000 persons: Posted CCR on a publicly-accessible internet site at the following address: www._____

For privately-owned utilities: Delivered the CCR to the California Public Utilities Commission

2012 Consumer Confidence Report

Water System Name: West San Martin Water Works, Inc. Report Date: June 26, 2013

We test the drinking water quality for many constituents as required by state and federal regulations. This report shows the results of our monitoring for the period of January 1 - December 31, 2012 and may include earlier monitoring data.

Este informe contiene información muy importante sobre su agua potable. Tradúzcalo ó hable con alguien que lo entienda bien.

Type of water source(s) in use: Ground water from three wells approximately 400 feet deep.

Name & location of source(s): Well 1 is at the corner of Chester and Sewell. Well 2 is on Colony Avenue, between Cox and San Martin Avenue. Well 3 is on the County Building site about 100 yards south of Highland Avenue and Monterey Road.

Drinking Water Source Assessment information: The last Drinking Water Assessment was performed in April, 2002. The last Sanitary Inspection was completed by the CDPH in June 17, 2010.

Time and place of regularly scheduled board meetings for public participation: West San Martin Water Works has no regular scheduled meetings.

For more information, contact: Bob Ukestad, President Phone: (408)-683-2098

TERMS USED IN THIS REPORT

Maximum Contaminant Level (MCL): The highest level of a contaminant that is allowed in drinking water. Primary MCLs are set as close to the PHGs (or MCLGs) as is economically and technologically feasible. Secondary MCLs are set to protect the odor, taste, and appearance of drinking water.

Maximum Contaminant Level Goal (MCLG): The level of a contaminant in drinking water below which there is no known or expected risk to health. MCLGs are set by the U.S. Environmental Protection Agency (USEPA).

Public Health Goal (PHG): The level of a contaminant in drinking water below which there is no known or expected risk to health. PHGs are set by the California Environmental Protection Agency.

Maximum Residual Disinfectant Level (MRDL): The highest level of a disinfectant allowed in drinking water. There is convincing evidence that addition of a disinfectant is necessary for control of microbial contaminants.

Maximum Residual Disinfectant Level Goal (MRDLG): The level of a drinking water disinfectant below which there is no known or expected risk to health. MRDLGs do not reflect the benefits of the use of disinfectants to control microbial contaminants.

Primary Drinking Water Standards (PDWS): MCLs and MRDLs for contaminants that affect health along with their monitoring and reporting requirements, and water treatment requirements.

Secondary Drinking Water Standards (SDWS): MCLs for contaminants that affect taste, odor, or appearance of the drinking water. Contaminants with SDWSs do not affect the health at the MCL levels.

Treatment Technique (TT): A required process intended to reduce the level of a contaminant in drinking water.

Regulatory Action Level (AL): The concentration of a contaminant which, if exceeded, triggers treatment or other requirements that a water system must follow.

Variations and Exemptions: Department permission to exceed an MCL or not comply with a treatment technique under certain conditions.

ND: not detectable at testing limit

ppm: parts per million or milligrams per liter (mg/L)

ppb: parts per billion or micrograms per liter (µg/L)

ppt: parts per trillion or nanograms per liter (ng/L)

ppq: parts per quadrillion or picogram per liter (pg/L)

pCi/L: picocuries per liter (a measure of radiation)

The sources of drinking water (both tap water and bottled water) include rivers, lakes, streams, ponds, reservoirs, springs, and wells. As water travels over the surface of the land or through the ground, it dissolves naturally-occurring minerals and, in some cases, radioactive material, and can pick up substances resulting from the presence of animals or from human activity.

Contaminants that may be present in source water include:

- *Microbial contaminants*, such as viruses and bacteria, that may come from sewage treatment plants, septic systems, agricultural livestock operations, and wildlife.
- *Inorganic contaminants*, such as salts and metals, that can be naturally-occurring or result from urban stormwater runoff, industrial or domestic wastewater discharges, oil and gas production, mining, or farming.
- *Pesticides and herbicides*, that may come from a variety of sources such as agriculture, urban stormwater runoff, and residential uses.
- *Organic chemical contaminants*, including synthetic and volatile organic chemicals, that are by-products of industrial processes and petroleum production, and can also come from gas stations, urban stormwater runoff, agricultural application, and septic systems.
- *Radioactive contaminants*, that can be naturally-occurring or be the result of oil and gas production and mining activities.

In order to ensure that tap water is safe to drink, the USEPA and the California Department of Public Health (Department) prescribe regulations that limit the amount of certain contaminants in water provided by public water systems. Department regulations also establish limits for contaminants in bottled water that provide the same protection for public health.

Tables 1, 2, 3, 4, 5, 7, and 8 list all of the drinking water contaminants that were detected during the most recent sampling for the constituent. The presence of these contaminants in the water does not necessarily indicate that the water poses a health risk. The Department allows us to monitor for certain contaminants less than once per year because the concentrations of these contaminants do not change frequently. Some of the data, though representative of the water quality, are more than one year old.

Microbiological Contaminants (complete if bacteria detected)	Highest No. of Detections	No. of months in violation	MCL	MCLG	Typical Source of Bacteria
Total Coliform Bacteria	(In a mo.) <u>1</u>	0	More than 1 sample in a month with a detection	0	Naturally present in the environment
Fecal Coliform or <i>E. coli</i>	(In the year) <u>0</u>	0	A routine sample and a repeat sample detect total coliform and either sample also detects fecal coliform or <i>E. coli</i>	0	Human and animal fecal waste

Lead and Copper (complete if lead or copper detected in the last sample set)	No. of samples collected	90 th percentile level detected	No. sites exceeding AL	AL	PHG	Typical Source of Contaminant
Lead (ppb) September 2010	10	0.00	0	15	0.2	Internal corrosion of household water plumbing systems; discharges from industrial manufacturers; erosion of natural deposits
Copper (ppm) September 2010	10	0.59	0	1.3	0.3	Internal corrosion of household plumbing systems; erosion of natural deposits; leaching from wood preservatives

Chemical or Constituent (and reporting units)	Sample Date	Level Detected	Range of Detections	MCL	PHG (MCLG)	Typical Source of Contaminant
Sodium (ppm) used 3-31-09 for Colony well	3-19-12	18.3	17-19	none	none	Salt present in the water and is generally naturally occurring
Hardness (ppm) used 3-31-09 for Colony well	3-19-12	247	240-250	none	none	Sum of polyvalent cations present in the water, generally magnesium and calcium, and are usually naturally occurring

*Any violation of an MCL or AL is asterisked. Additional information regarding the violation is provided later in this report.




TABLE 4 – DETECTION OF CONTAMINANTS WITH A PRIMARY DRINKING WATER STANDARD

Chemical or Constituent (and reporting units)	Sample Date	Level Detected	Range of Detections	MCL [MRDL]	PHG (MCLG) [MRDLG]	Typical Source of Contaminant
Nitrate (ppm)	2012 Quarterly	26	18-31	45	45	Run off and leaching from fertilizer use; leaching from septic tanks and sewage; erosion from natural deposits.
Perchlorate (ppb) Raw water—	2012 Quarterly	ND	ND	6	6	Runoff and leaching from natural deposits and industrial wastes (flare mfg).
Perchlorate (ppb) (Well 3) Raw water Cty. Bldg. Well Treated – Cty. Bldg. Well	2012 Monthly	3.3 ND	ND-5.8 ND	6	6	Runoff and leaching from natural deposits and industrial wastes (flare mfg).

TABLE 5 – DETECTION OF CONTAMINANTS WITH A SECONDARY DRINKING WATER STANDARD

Chemical or Constituent (and reporting units)	Sample Date	Level Detected	Range of Detections	MCL	PHG (MCLG)	Typical Source of Contaminant
Specific Conductance (umho/cm, use 3-31-09 for Colony well)	3-19-12 Colony well	553	530-580	2200	N/A	Substances that form ions when in water, saltwater influence.
Turbidity (NTU)	3-19-12	.65	.10-1.2	5	N/A	Soil runoff.
Aluminum (ug/l) For County Bldg. Well	3-19-12	150	150	200	N/A	Runoff/leaching from natural deposits.
Iron (ug/l) For County Bldg. Well	3-19-12	530	530	300	N/A	Runoff/leaching from natural deposits.

TABLE 6 – DETECTION OF UNREGULATED CONTAMINANTS


Chemical or Constituent (and reporting units)	Sample Date	Level Detected	Range of Detections	Notification Level	Health Effects Language
Boron (ppb)	1-23-03	133	100-200	1000	N/A
Vanadium (ppb)	1-23-03	1.33	ND-4.0	50	N/A

*Any violation of an MCL, MRDL, or TT is asterisked. Additional information regarding the violation is provided later in this report.

Additional General Information on Drinking Water

Drinking water, including bottled water, may reasonably be expected to contain at least small amounts of some contaminants. The presence of contaminants does not necessarily indicate that the water poses a health risk. More information about contaminants and potential health effects can be obtained by calling the USEPA's Safe Drinking Water Hotline (1-800-426-4791).

Some people may be more vulnerable to contaminants in drinking water than the general population. Immuno-compromised persons such as persons with cancer undergoing chemotherapy, persons who have undergone organ transplants, people with HIV/AIDS or other immune system disorders, some elderly, and infants can be particularly at risk from infections. These people should seek advice about drinking water from their health care providers. USEPA/Centers for Disease Control (CDC) guidelines on appropriate means to lessen the risk of infection by *Cryptosporidium* and other microbial contaminants are available from the Safe Drinking Water Hotline (1-800-426-4791). Lead-Specific Language for Community Water Systems: If present, elevated levels of lead can cause serious



health problems, especially for pregnant women and young children. Lead in drinking water is primarily from materials and components associated with service lines and home plumbing. West San Martin Water Works, Inc. is responsible for providing high quality drinking water, but cannot control the variety of materials used in plumbing components. When your water has been sitting for several hours, you can minimize the potential for lead exposure by flushing your tap for 30 seconds to 2 minutes before using water for drinking or cooking. If you are concerned about lead in your water, you may wish to have your water tested. Information on lead in drinking water, testing methods, and steps you can take to minimize exposure is available from the Safe Drinking Water Hotline or at <http://www.epa.gov/safewater/lead>.

West San Martin Water Works, Inc. encourages you to conserve water as we all have a responsibility to protect this valuable resource. We still don't have Well 2 (the Colony well) in operation. We are hopeful that we will have it operating by September. It has been off since February 28, 2012. Your July bill will include the last implementation of the 2011 Rate Increase made effective in March 2012.

**Summary Information for Violation of a MCL, MRDL, AL, TT,
or Monitoring and Reporting Requirement**

VIOLATION OF A MCL, MRDL, AL, TT, OR MONITORING AND REPORTING REQUIREMENT				
Violation	Explanation	Duration	Actions Taken to Correct the Violation	Health Effects Language