

**2012 WATER QUALITY REPORT**  
 As Provided to: SONORA WATER CO.


In co-operation with the provider of water, Tuolumne Utilities District, below is a condensed overview of their (TUD's) water testing conducted for the area serviced by Sonora Water Co..  
 A complete Water Quality Report of all TUD area's serviced may be obtained at their office.

	Sonora/ Jamestown Area
<b><u>REGULATED SUBSTANCES</u></b>	
1	
2 Barium (ppm)	ND
3 Chlorine (ppm)	1.52 (1.4-1.6)
4 Control of DBPPrecursors [TOC] (ppm)	2.5 (1.7-5.2)
5 Fluoride (ppm)	ND
6 Gross Alpha Particle Activity (pCi/L)	ND
7 Haloacetic Acids (pph)	28.8 17-49)
8 Nitrate [as nitrate] (ppm)	ND
9 TTHM's [Total Trihalomethanes] (ppb)	36.7 (21-61)
10 Turbidity3 (NTU)	0.3 (0.06-0.3)
11 Turbidity (Lowest monthly percent of samples meeting limit)	100
12 Copper (ppm)	0.026 3 (0/30)
13 Lead (ppb)	ND 3 (0/30)
<b><u>SECONDARY SUBSTANCES</u></b>	
1 Iron (ppb)	ND
2 Manganese (ppb)	23
3 Sulfate (ppm)	ND
4 Zinc (ppm)	ND
<b><u>UNREGULATED AND OTHER SUBSTANCES</u></b>	
1 Hardness (ppm)	18
2 Sodium (ppm)	4.6

**Definitions:**

ND	None Detected	1 Samples in 2005
ppb	Parts Per Billion	2 Sampled in 2009
ppm	Parts Per Million	3 Sampled in 2010
pCi/L	Picocuries Per Liter	4 Turbidity is measure of cloudiness of water
		5 Sampled in 2012

**SMALL WATER SYSTEM  
2012 ANNUAL REPORT TO THE DRINKING WATER PROGRAM  
FOR YEAR ENDING DECEMBER 31, 2012  
[Section 116530 Health & Safety Code]**



WATER SYSTEM INFORMATION	
Water System No.:	CA5510024
Water System Name:	SONORA WATER COMPANY INC
Water System Classification: ②	Community Water System
Water System Ownership (See descriptions below):	Privately owned, PUC-regulated, for profit water company
Physical location: (address line 1, address line 2, city, zip)	11877 JUSTIN COURT JAMESTOWN 95327
General Office Phone: ② (with area code)	209 532-4806
Web site address:	brown.bev@gmail.com

## Water System Ownership Descriptions:

- Local Government: e.g., city, county, or special district, local school district, junior colleges, county or community parks, etc.
- State or Federal Government: e.g., state or national park, BLM, USFS and COE campgrounds and recreation facilities, state hospitals, State universities and colleges, California Veterans Home, County or District Fairs and Expositions, Caltrans rest stop, military base, other state or federal facility
- Privately owned, non-PUC-regulated (Community Water System): e.g., mobile home park, apartment or condominium
- Privately owned business (non-community): e.g., church, private school, restaurant, amusement park, RV park/campground, motel, ranch/farm, factory, other business establishment

REPORT SUBMITTED BY: ②	
Name:	Beverly Brown
Title:	General Manager
Business phone:	209 532 4806
Cell phone:	
Email address:	brown.bev@gmail.com

COMMENTS: ②

## 1. Public Water System Contacts ②

[Click here to learn how to Modify, Add and Delete Contacts in the table below.](#)

NAME, TITLE & ADDRESS	PHONE TYPE	PHONE NO.	EMAIL	CONTACT TYPE (pick all that apply) ②	
				<input type="checkbox"/> ** Delete Contact **	<input type="checkbox"/> Operator
BROWN, BEVERLY	Business	209-532-4806	BROWN.BEV@GMAIL.COM	<input checked="" type="checkbox"/> Administrative	<input type="checkbox"/> Emergency
MANAGER	Facsimile	530-993-4007		<input checked="" type="checkbox"/> Financial	<input type="checkbox"/> Water Quality
P.O. BOX 2196	Mobile			<input type="checkbox"/> Designated Operator In Charge	<input checked="" type="checkbox"/> Legal
COLUMBIA CA 95310	Emergency			<input type="checkbox"/> Owner	
	Business			<input type="checkbox"/> ** Delete Contact **	<input type="checkbox"/> Operator
				<input type="checkbox"/> Administrative	

	Facsimile			<input type="checkbox"/> Financial	<input type="checkbox"/> Emergency
	Mobile			<input type="checkbox"/> Designated Operator In Charge	<input type="checkbox"/> Water Quality
	Emergency			<input type="checkbox"/> Owner	<input type="checkbox"/> Legal
	Business			<input type="checkbox"/> ** Delete Contact **	<input type="checkbox"/> Operator
	Facsimile			<input type="checkbox"/> Administrative	<input type="checkbox"/> Emergency
	Mobile			<input type="checkbox"/> Financial	<input type="checkbox"/> Water Quality
	Emergency			<input type="checkbox"/> Designated Operator In Charge	<input type="checkbox"/> Legal
	Business			<input type="checkbox"/> ** Delete Contact **	<input type="checkbox"/> Operator
	Facsimile			<input type="checkbox"/> Administrative	<input type="checkbox"/> Emergency
	Mobile			<input type="checkbox"/> Financial	<input type="checkbox"/> Water Quality
	Emergency			<input type="checkbox"/> Designated Operator In Charge	<input type="checkbox"/> Legal
	Business			<input type="checkbox"/> ** Delete Contact **	<input type="checkbox"/> Operator
	Facsimile			<input type="checkbox"/> Administrative	<input type="checkbox"/> Emergency
	Mobile			<input type="checkbox"/> Financial	<input type="checkbox"/> Water Quality
	Emergency			<input type="checkbox"/> Designated Operator In Charge	<input type="checkbox"/> Legal
	Business			<input type="checkbox"/> ** Delete Contact **	<input type="checkbox"/> Operator
	Facsimile			<input type="checkbox"/> Administrative	<input type="checkbox"/> Emergency
	Mobile			<input type="checkbox"/> Financial	<input type="checkbox"/> Water Quality
	Emergency			<input type="checkbox"/> Designated Operator In Charge	<input type="checkbox"/> Legal
	Business			<input type="checkbox"/> ** Delete Contact **	<input type="checkbox"/> Operator
	Facsimile			<input type="checkbox"/> Administrative	<input type="checkbox"/> Emergency
	Mobile			<input type="checkbox"/> Financial	<input type="checkbox"/> Water Quality
	Emergency			<input type="checkbox"/> Designated Operator In Charge	<input type="checkbox"/> Legal
	Business			<input type="checkbox"/> ** Delete Contact **	<input type="checkbox"/> Operator
	Facsimile			<input type="checkbox"/> Administrative	<input type="checkbox"/> Emergency
	Mobile			<input type="checkbox"/> Financial	<input type="checkbox"/> Water Quality
	Emergency			<input type="checkbox"/> Designated Operator In Charge	<input type="checkbox"/> Legal
<b>Add Additional Contact</b>				(pick all that apply)	
--Contact Name--	Business	--Bus. #--	--Email Addr--	<input type="checkbox"/> Administrative	<input type="checkbox"/> Operator
--Title--	Facsimile	--Fax No--		<input type="checkbox"/> Financial	<input type="checkbox"/> Emergency
--Address Line 1--	Mobile	--Mob. #--	--2nd Email Addr--	<input type="checkbox"/> Designated Operator In Charge	<input type="checkbox"/> Water Quality
--Address Line 2--					

--City-- --ST-- --Zip--	Emergency	--Emer. #--	<input type="checkbox"/> Owner	<input type="checkbox"/> Legal
Add Additional Contact ①			(pick all that apply)	
--Contact Name--	Business	--Bus. #--	<input type="checkbox"/> Administrative	<input type="checkbox"/> Operator
--Title--	Facsimile	--Fax No--	<input type="checkbox"/> Financial	<input type="checkbox"/> Emergency
--Address Line 1--	Mobile	--Mob. #--	<input type="checkbox"/> Designated Operator In Charge	<input type="checkbox"/> Water Quality
--Address Line 2--			<input type="checkbox"/> Owner	<input type="checkbox"/> Legal
--City-- --ST-- --Zip--	Emergency	--Emer. #--		
COMMENTS: ②				

2. POPULATION SERVED

Population Type	Population ②	Annual Operating Period ③			
		Begin Date		End Date	
		MM	DD	MM	DD
Residential <sup>1</sup>	975	1	1	12	31
Transient <sup>2</sup>					
Nontransient <sup>3</sup>					

MM = month, in 2-digit format DD = day, in 2-digit format

Descriptions:

<sup>1</sup>Residential ③ – report the number of persons who reside within the water system service area for more than half of the year (excludes transient and nontransient populations). If year-round, the *Begin Date* would be 01/01 and the *End Date* would be 12/31.

<sup>2</sup>Transient ③ – report the number of persons who are at the water system on the 60<sup>th</sup> busiest day of the year (excludes residential and nontransient populations). Report the *Begin Date* and *End Date* if the Transient use is seasonal.

<sup>3</sup>Nontransient ③ – report the number of the persons who are at the water system for over 6 months per year (excludes residential and transient populations). Report the *Begin Date* and *End Date* if the Nontransient use is seasonal.

COMMENTS: ④
-------------

3. NUMBER OF SERVICE CONNECTIONS (as of December 31, 2012)

A. Active Service Connections:

Total Active Connections currently in CDPH database:	110
The total number of Service Connections as of December 31, 2012 must be reported as either <u>Unmetered</u> or <u>Metered</u> for each Service Connection Type as appropriate.	

TYPE	Unmetered	Metered	Total*
<b>Do NOT report fire sprinkler connections. These connections are not counted toward "service connections" for compliance purposes.</b>			
<u>Residential:</u> single family homes, town homes, condominiums, apartments		110	110
<u>Commercial:</u> hotels, schools, hospitals, malls, shopping centers, retail stores, service shops, restaurants, parks (but not irrigation), office buildings, gas stations			0
<u>Industrial:</u> business parks, manufacturing, warehouses, utilities, assemblers			0
<u>Agricultural (agricultural and non-agricultural irrigation services):</u> farms, golf courses, roadways, park irrigation			0
<u>Other (services that do not meet any of the above definitions):</u>			

This service connection type is intended to be used by <u>noncommunity systems</u> such as churches, businesses, parks, schools and other public institutions that operate as an individual public water system and do not specifically have connections for which water rates are charged.			0
Total Active Connections*	0	110	110

\*Calculated field

[To update totals click here](#)

B. Number of Inactive Connections (all types)	
---	--

COMMENTS: ①
-------------

4. GROUNDWATER (GW) AND SURFACE WATER (SW) SOURCES ②

GROUNDWATER SOURCES (INCLUDING STANDBY SOURCES)

PSCode ②	Name	Activity ②

SURFACE WATER INTAKES

PSCode ②	Name	Activity ②
001	SONORA - PURCHASED TREATED	A

DISCUSS CHANGES TO ABOVE SOURCES ①

If a STANDBY SOURCE was used in 2012, provide the following information.

Name of the Standby Source used in 2012:	No. of days the Standby Source was in operation:	Were customers notified? (Y/N)	Was CDPH or Local County Staff notified? (Y/N)	Describe the reason the Standby Source was used:

COMMENTS: ①
-------------

**5. FINISHED WATER PRODUCED, PURCHASED AND SOLD**

The **Maximum Day** is the day during 2012 with the highest total water usage. Provide the *date* for that day in Column A, then complete Columns B, C and D, indicating how much of the water on that day was from each source.

The **Maximum Month** is the month during 2012 with the highest total water usage. Provide the *month* in Column A, then complete Columns B, C and D, indicating how much of the water during that month was from each source.

Units of Measure for this table: 100 cubic feet ▼

Volumes are based on: METERED VOLUMES ▼

A		B	C	D	E	F
		Water Produced		Water Purchased or Received from another PWS	Total Amount of Water <sup>2</sup>	Water Sold to another PWS <sup>3</sup>
		Groundwater	Surface Water			
Maximum Day <sup>1</sup>					0	
Date:						
Maximum Month					0	
Month:	July/August					
Annual Total				1,474	1474	
Percent Treated <sup>4</sup>						

PWS = Public Water System

<sup>1</sup>Only report Maximum Day if it is actually measured or determined from production records. It should not be the average day demand during the maximum month of production.

<sup>2</sup>(E) Total Amount of Water = Sum of Columns (B), (C) and (D), automatically calculated. To update, click below

To update totals click here

<sup>3</sup>This is the percentage of the annual volume for each water type (Groundwater, Surface Water, and Purchased/Received) that was provided treatment to meet drinking water standards other than precautionary disinfection.

If water was Purchased from or Sold to another PWS, complete the table below:

Specify whether water was Purchased or Sold	Name of PWS
Purchased	Tuolumne Utilities District

COMMENTS: ?

**6. WATER RATES**

Indicate the type of water rate structure ? used by your water system: Variable usage Rate ▼

What is your billing frequency ? monthly ▼

Complete the table below providing specific water rates applied to your customers:

Connection Type	FLAT BASE RATE	UNIFORM USAGE RATE	VARIABLE BASE RATE (provide range)		VARIABLE USAGE RATE (provide range)	
	\$(Base)	\$ per hcf ?	\$ Low	\$ High	\$ per hcf Low	\$ per hcf High
RESIDENTIAL ?						

Residential					31.00	2000.00
Multi-residential						
Additional Residential						
Do you provide lifeline/low income subsidies? No						
If Yes, provide rates:						
<b>NON-RESIDENTIAL</b>						
General						
Commercial						
Industrial						
Agricultural						
Government						
Other						
Additional Non-residential						
Do you have fire suppression surcharges? No						
If Yes, provide rates:						
Do you have other surcharges? Yes						
If Yes, provide rates: .00038						

AVERAGE MONTHLY RESIDENTIAL WATER COST: 22.00 +/-\$/mo.

This value can be calculated by dividing your total annual revenues from residential customers by 12 and then dividing a second time by the number of residential service connections. If you are unable to differentiate revenues by type of customer (residential, industrial, agricultural); then take your total annual revenues from all water rate payments and divide by 12 and then divide by your total number of service connections.

NOTE: If this is not a "Community" Water System; enter N/A. If individual customers do not pay a separate bill for water enter "0".

COMMENTS:

**7. WATER QUALITY**

**ANNUAL NITRATE SAMPLING**

Regulations require a minimum of annual sampling for nitrate. If any nitrate result is  $\geq 1/2$  the MCL of 45 mg/l (i.e., a result of  $\geq 23$  mg/l nitrate) then quarterly monitoring must be initiated.

Did your system conduct monitoring for nitrate during 2012 from each source?	Not Applicable (i.e., 100% purchased water)
--	---

NOTE: If there were any sources that were not monitored because they were offline during 2012, you must contact your local regulatory agency to avoid an enforcement action for failure to monitor.

**BACTERIOLOGICAL SAMPLE SITING PLAN**

The coliform monitoring regulations require that an updated sample-siting plan be submitted at least every 10 years, and at any time the plan no longer ensures representative monitoring of the system (Section 64422 of Title 22).

Date of current bacteriological sample siting plan:	1/1/2013
---	----------

COMMENTS:

**8. WATER TREATMENT**

--	--

Does your system provide treatment to any of the water (disinfection, filtration, or chemical removal)?	No
---	----

If treatment was added or changed in any way in 2012, provide a brief description and identify the water source

**DIRECT ADDITIVES**

Are all chemicals used NSF/ANSI Standard 60 certified?	N/A (no chemicals used)
--	-------------------------

**INDIRECT ADDITIVES**

As of March 9, 2008, a water system shall not use any chemical, material, lubricant, or product in the production, treatment or distribution of drinking water that comes in contact with the drinking water that does not have certification of meeting NSF/ANSI standard 61.

Does your water system have procedures to ensure all future equipment and materials meet this standard?	Yes
---	-----

If you have any questions on the requirements related to indirect additives, you may contact your local regulatory agency.

COMMENTS:
-----------

**9. CROSS-CONNECTION CONTROL**

	Total Number in System	Number Installed in 2012	Number Tested in 2012	Number Failed in 2012	Number Repaired/ Replaced
Backflow Assemblies on the Service Connections or Meter					
Backflow Assemblies On-site but not on the Service Connections or Meter	0				
Air-gap Separation					

No. of Inactive Backflow Prevention Assemblies in water system in 2012 :	
Date of last cross-connection control survey done on the system:	
Name of designated Cross Connection Control Program Coordinator:	Frank Walter & Associates

Describe any cross-connection incidents that occurred during 2012:

COMMENTS:
-----------

**10. CONSUMER CONFIDENCE REPORT** (does not apply to Transient Noncommunity water systems)

THE 2012 CCR MUST BE DISTRIBUTED TO YOUR CUSTOMERS AND A COPY SUBMITTED TO YOUR LOCAL REGULATORY AGENCY BY JULY 1, 2013.

CERTIFICATION MUST BE SUBMITTED TO YOUR LOCAL REGULATORY AGENCY BY OCTOBER 1, 2013, STATING THAT THE 2012 CCR HAS BEEN DISTRIBUTED TO CUSTOMERS AND THAT THE INFORMATION IS CORRECT.

The CCR guidance, CCR template, and the certification form can be obtained from the CDPH web site at: <http://www.cdph.ca.gov/certlic/drinkingwater/Pages/CCR.aspx>

Indicate the date your 2012 CCR was distributed or will be distributed to your customers:	08/01/2013 mm/dd/yyyy
---	-----------------------



COMMENTS: ① We must wait for Tuolumne Utilities District to provide their report to pass onto our customer's.

**11. OPERATOR CERTIFICATION**

A. Please list the State certified Water Treatment Plant Operators employed by your water system that supervise and direct the operation of your water treatment plants, beginning with the chief operator(s). ①

Name	Operator Number	Grade of Operator	Expiration Date MM/DD/YYYY

B. Please list the State certified Water Distribution Operators employed by your water system that supervise and direct the operation of your distribution system, beginning with the chief operator(s). ①

Name	Operator Number	Grade of Operator	Expiration Date MM/DD/YYYY
Billy D. Brown	32316	D1	04/2016

COMMENTS: ②

**12. WATER SYSTEM IMPROVEMENTS**

The California Waterworks Standards (Section 64556) require an amended permit for any of the following improvements or modifications:

- Addition of a new distribution reservoir with a capacity of 100,000 gallons or more
- Modification or extension of the existing distribution system using an alternative to the requirements of the California Waterworks Standards (see Sections 64570 through 64578)
- Modification of the water supply by:
  - Adding a new source
  - Changing the status of an existing source (for example, active to standby) or
  - Changing or altering a source, such that the quality or quantity of water supply could be affected
- Any addition or change in treatment, including
  - Design capacity
  - Process
- Expansion of the existing service area by 20 percent or more of the number of service connections specified in your current permit.

If your water system made any improvements or modifications during 2012 for which a permit was not obtained, please describe the improvements or modifications below.

Indicate any planned improvements or modifications for 2013.

COMMENTS: ③


**13. COMPLAINTS REPORTED (WRITTEN OR VERBAL)**

	No. of		No. of

Type of Complaint	Complaints Reported by Customers	No. of Complaints Investigated	Complaints reported to CDPH	Brief Description of Cause and Corrective Action taken
Taste and Odor				
Color	5	5	0	Flushed all lines till cleared.
Turbidity				
Visible Organisms				
Pressure (High or Low)				
Water Outages	1	1		Changed out a defective valve.
Illnesses (Waterborne)				
Other (Specify)				
Total No. of Complaints*	6	6	0	


\*Calculated field

[To update totals click here](#)

COMMENTS: 



**14. SYSTEM PROBLEMS**

Type of Problem	No. of Problems	No. of Problems Investigated	No. of Problems Reported to CDPH	Brief Description of Cause and Corrective Action Taken
Service Connection Breaks/ Leaks				
Main Breaks/Leaks	1	1		Malfunctioning valve changed out
Water Outages 				
Boil Water Orders				
Total*	1	1	0	

[To update totals click here](#)

COMMENTS: 

**Disclosure:** Be advised that Section 116725 and 116730 of the California Health and Safety Code states that any person who knowingly makes any false statement on any report or document submitted for the purpose of compliance may be liable for a civil penalty not to exceed five thousand dollars (\$5,000) for each separate violations for each day that the violation continues. In addition, the violators may be prosecuted in criminal court and upon conviction, be punished by a fine of not more than \$25,000 for each day of violation, or be imprisoned in county jail not to exceed one year, or both the fine and imprisonment.