


ATTACHMENT 7

Consumer Confidence Report
Certification Form
(to be submitted with a copy of the CCR)




(to certify electronic delivery of the CCR, use the certification form on the Department's website at <http://www.cdph.ca.gov/certlic/drinkingwater/Pages/CCR.aspx>)

Water System Name: Wendell Water Co.

Water System Number: #4900669


The water system named above hereby certifies that its Consumer Confidence Report was distributed on 5/1/2014 (date) to customers (and appropriate notices of availability have been given). Further, the system certifies that the information contained in the report is correct and consistent with the compliance monitoring data previously submitted to the California Department of Public Health.

Certified by: Name: Christine Judson
Signature: 
Title: Weeks Water Treatment
Phone Number: (707) 823-3184 Date: 5/1/2014

To summarize report delivery used and good-faith efforts taken, please complete the below by checking all items that apply and fill-in where appropriate:

- CCR was distributed by mail or other direct delivery methods. Specify other direct delivery methods used: _____
- "Good faith" efforts were used to reach non-bill paying consumers. Those efforts included the following methods:
 - Posting the CCR on the Internet at www._____
 - Mailing the CCR to postal patrons within the service area (attach zip codes used)
 - Advertising the availability of the CCR in news media (attach copy of press release)
 - Publication of the CCR in a local newspaper of general circulation (attach a copy of the published notice, including name of newspaper and date published)
 - Posted the CCR in public places (attach a list of locations)
 - Delivery of multiple copies of CCR to single-billed addresses serving several persons, such as apartments, businesses, and schools
 - Delivery to community organizations (attach a list of organizations)
 - Other (attach a list of other methods used)
- For systems serving at least 100,000 persons: Posted CCR on a publicly-accessible internet site at the following address: www._____
- For privately-owned utilities: Delivered the CCR to the California Public Utilities Commission

This form is provided as a convenience and may be used to meet the certification requirement of section 64483(c), California Code of Regulations.



2013 Consumer Confidence Report

Water System Name: Wendell Water Company Report Date: 2/28/14

We test the drinking water quality for many constituents as required by State and Federal Regulations. This report shows the results of our monitoring for the period of January 1 - December 31, 2013 and may include earlier monitoring data.

Este informe contiene información muy importante sobre su agua potable. Tradúzcalo ó hable con alguien que lo entienda bien.

Type of water source(s) in use: One groundwater well

Name & location of source(s): 5255 Wendell Lane

Drinking Water Source Assessment information: The Source is considered most vulnerable to the following activities

Not associated with any detected contaminant: Septic systems- high density.

Time and place of regularly scheduled board meetings for public participation: N/A

For more information, contact: Tim Ehlert, Water system operator Phone: (707) 542-3272

TERMS USED IN THIS REPORT:

Maximum Contaminant Level (MCL): The highest level of a contaminant that is allowed in drinking water. Primary MCLs are set as close to the PHGs (or MCLGs) as is economically and technologically feasible. Secondary MCLs are set to protect the odor, taste, and appearance of drinking water.

Maximum Contaminant Level Goal (MCLG): The level of a contaminant in drinking water below which there is no known or expected risk to health. MCLGs are set by the U.S. Environmental Protection Agency (USEPA).

Public Health Goal (PHG): The level of a contaminant in drinking water below which there is no known or expected risk to health. PHGs are set by the California Environmental Protection Agency.

Maximum Residual Disinfectant Level (MRDL): The level of a disinfectant added for water treatment that may not be exceeded at the consumer's tap.

Maximum Residual Disinfectant Level Goal (MRDLG): The level of a disinfectant added for water treatment below which there is no known or expected risk to health. MRDLGs are set by the U.S. Environmental Protection Agency.

Primary Drinking Water Standards (PDWS): MCLs and MRDLs for contaminants that affect health along with their monitoring and reporting requirements, and water treatment requirements.

Secondary Drinking Water Standards (SDWS): MCLs for contaminants that affect taste, odor, or appearance of the drinking water. Contaminants with SDWSs do not affect the health at the MCL levels.

Treatment Technique (TT): A required process intended to reduce the level of a contaminant in drinking water.

Regulatory Action Level (AL): The concentration of a contaminant which, if exceeded, triggers treatment or other requirements that a water system must follow.

Variations and Exemptions: Department permission to exceed an MCL or not comply with a treatment technique under certain conditions.

ND: not detectable at testing limit

ppm: parts per million or milligrams per liter (mg/L)

ppb: parts per billion or micrograms per liter (ug/L)

ppt: parts per trillion or nanograms per liter (ng/L)

pCi/L: picocuries per liter (a measure of radiation)

The sources of drinking water (both tap water and bottled water) include rivers, lakes, streams, ponds, reservoirs, springs, and wells. As water travels over the surface of the land or through the ground, it dissolves naturally-occurring minerals and, in some cases, radioactive material, and can pick up substances resulting from the presence of animals or from human activity.

Contaminants that may be present in source water include:

- *Microbial contaminants*, such as viruses and bacteria, that may come from sewage treatment plants, septic systems, agricultural livestock operations, and wildlife.

- *Inorganic contaminants*, such as salts and metals, that can be naturally-occurring or result from urban stormwater runoff, industrial or domestic wastewater discharges, oil and gas production, mining, or farming.
- *Pesticides and herbicides*, that may come from a variety of sources such as agriculture, urban stormwater runoff, and residential uses.
- *Organic chemical contaminants*, including synthetic and volatile organic chemicals, that are byproducts of industrial processes and petroleum production, and can also come from gas stations, urban stormwater runoff, agricultural application, and septic systems.
- *Radioactive contaminants*, that can be naturally-occurring or be the result of oil and gas production and mining activities.

In order to ensure that tap water is safe to drink, the USEPA and the California Department of Public Health (Department) prescribe regulations that limit the amount of certain contaminants in water provided by public water systems. Department regulations also establish limits for contaminants in bottled water that provide the same protection for public health.

Tables 1, 2, 3, 4, and 5 list all of the drinking water contaminants that were detected during the most recent sampling for the constituent. The presence of these contaminants in the water does not necessarily indicate that the water poses a health risk. The Department allows us to monitor for certain contaminants less than once per year because the concentrations of these contaminants do not change frequently. Some of the data, though representative of the water quality, are more than one year old.

TABLE 1 - SAMPLING RESULTS SHOWING THE DETECTION OF COLIFORM BACTERIA

| Microbiological Contaminants (to be completed only if there was a detection of bacteria) | Highest No. of detections | No. of months in violation | MCL | MCLG | Typical Source of Bacteria |
|--|---------------------------|----------------------------|--|------|--------------------------------------|
| Total Coliform Bacteria | (In a mo.) 0 | 0 | More than 1 sample in a month with a detection | 0 | Naturally present in the environment |
| Fecal Coliform or <i>E. coli</i> | (In the year) 0 | 0 | A routine sample and a repeat sample detect total coliform and either sample also detects fecal coliform or <i>E. coli</i> | 0 | Human and animal fecal waste |

TABLE 2 - SAMPLING RESULTS SHOWING THE DETECTION OF LEAD AND COPPER

| Lead and Copper (to be completed only if there was a detection of lead or copper in the last sample set) | No. of samples collected | 90 th percentile level detected | No. sites exceeding AL | AL | PHG | Typical Source of Contaminant |
|---|--------------------------|--|------------------------|-----|-----|---|
| Lead (ppb) | 5 | 11 | 0 | 15 | 0.2 | Internal corrosion of household water plumbing systems; discharges from industrial manufacturers; erosion of natural deposits |
| Copper (ppm) | 5 | 0.20 | 0 | 1.3 | 0.3 | Internal corrosion of household plumbing systems; erosion of natural deposits; leaching from wood preservatives |

TABLE 3 - SAMPLING RESULTS FOR SODIUM AND HARDNESS

| Chemical or Constituent (and reporting units) | Sample Date | Level Detected | Range of Detections | MCL | PHG (MCLG) | Typical Source of Contaminant |
|--|-------------|----------------|---------------------|------|------------|--|
| Sodium (ppm) | 2/16/12 | 34 | n/a | none | none | Salt present in the water and is generally naturally occurring |
| Hardness (ppm) | 2/16/12 | 92 | n/a | none | none | Sum of polyvalent cations present in the water, generally magnesium and calcium, and are usually naturally occurring |

*Any violation of an MCL or AL is marked with an asterisk. Additional information regarding the violation is provided later in this report.

TABLE 4 - DETECTION OF CONTAMINANTS WITH A PRIMARY DRINKING WATER STANDARD

| Chemical or Constituent (and reporting units) | Sample Date | Level Detected | Range of Detections | MCL [MRDL] | PHG (MCLG) [MRDLG] | Typical Source of Contaminant |
|--|-------------|----------------|---------------------|------------|--------------------|--|
| Nitrate (ppm) | 12/17/13 | 1.1 | na | 45 | 45 | Runoff and leaching from fertilizer use; leaching from septic tank and sewage; erosion of natural deposits |
| Barium (ppm) | 9/17/13 | 0.260 | n/a | 1 | 2 | Discharge of oil drilling wastes and from metal refineries; erosion of natural deposits |
| Total Trihalomethanes (TTHMs) (ppb) | 10/15/13 | 3.9 | n/a | 80 | n/a | By-product of drinking water chlorination |
| Haloacetic Acids (HAA5) (ppb) | 10/15/13 | 12 | n/a | 60 | n/a | Byproduct of drinking water disinfection |

TABLE 5 - DETECTION OF CONTAMINANTS WITH A SECONDARY DRINKING WATER STANDARD

| Chemical or Constituent (and reporting units) | Sample Date | Level Detected | Range of Detections | MCL | PHG (MCLG) | Typical Source of Contaminant |
|--|---|----------------|---------------------|------|------------|---|
| * Iron (ppb) | 3/14/13 6/20/13 9/17/13 12/17/13 | 2325 | 1300-3400 | 300 | n/a | Leaching from natural deposits; industrial wastes |
| *Manganese (ppb) | 3/14/13 6/20/13 9/17/13 12/17/13 | 58.5 | 45-82 | 50 | n/a | Leaching from natural deposits |
| Conductivity (uS/cm) | 12/17/13 | 400 | n/a | 1600 | n/a | Substances that form ions when in water: seawater influence |
| Odor (units) | 12/17/13 | 1.0 | n/a | 3 | n/a | Naturally- occurring organic materials |
| Chloride (ppm) | 12/17/13 | 85 | n/a | 500 | n/a | Runoff/leaching from natural deposits; seawater influence |
| Sulfate (ppm) | 12/17/13 | 8.6 | n/a | 500 | n/a | Runoff / leaching from natural deposit; industrial wastes |
| Total Dissolved Solids (TDS) (ppm) | 12/17/13 | 250 | n/a | 1000 | n/a | Runoff / leaching from natural deposits |
| Turbidity (units) | 12/17/13 | 1.6 | n/a | 5 | n/a | Soil runoff |

TABLE 6 - DETECTION OF UNREGULATED CONTAMINANTS

| Chemical or Constituent (and reporting units) | Sample Date | Level Detected | Notification Level | Health Effects Language |
|--|-------------|----------------|--------------------|-------------------------|
| | | | | |

*Any violation of an MCL, MRDL, or TT is asterisked. Additional information regarding the violation is provided later in this report.

Additional General Information on Drinking Water

Drinking water, including bottled water, may reasonably be expected to contain at least small amounts of some contaminants. The presence of contaminants does not necessarily indicate that the water poses a health risk. More information about contaminants and potential health effects can be obtained by calling the USEPA's Safe Drinking Water Hotline (1-800-426-4791).

Some people may be more vulnerable to contaminants in drinking water than the general population. Immuno-compromised persons such as persons with cancer undergoing chemotherapy, persons who have undergone organ transplants, people with HIV/AIDS or other immune system disorders, some elderly, and infants can be particularly at risk from infections. These people should seek advice about drinking water from their health care providers. USEPA/Centers for Disease Control (CDC) guidelines on appropriate means to lessen the risk of infection by *Cryptosporidium* and other microbial contaminants are available from the Safe Drinking Water Hotline (1-800-426-4791).

Lead-Specific Language for Community Water Systems: If present, elevated levels of lead can cause serious health problems, especially for pregnant women and young children. Lead in drinking water is primarily from materials and components associated with service lines and home plumbing. Wendell Water Company is responsible for providing high quality drinking water, but cannot control the variety of materials used in plumbing components. When your water has been sitting for several hours, you can minimize the potential for lead exposure by flushing your tap for 30 seconds to 2 minutes before using water for drinking or cooking. If you are concerned about lead in your water, you may wish to have your water tested. Information on lead in drinking water, testing methods, and steps you can take to minimize exposure is available from the Safe Drinking Water Hotline or at <http://www.epa.gov/safewater/lead>.

The Wendell water system is operated under contract by Weeks Water Treatment of Sebastopol.

To inquire about the system or to report trouble, please call 707-542-3272.

*Samples taken in 2013 for Iron and Manganese were over the MCLs for secondary standards. Secondary standards are set for aesthetic reasons. The Iron MCL was set to protect you against unpleasant aesthetic effects (e.g. color, taste, and Odor) and the staining of plumbing fixtures (e.g. tubs and sinks) and clothing while washing.

The high iron levels are due to leaching of natural deposits.

Infants and young children are typically more vulnerable to lead in drinking water than the general population. It is possible that lead levels at your home may be higher than at other homes in the community as a result of materials used in your home's plumbing. If you are concerned about elevated lead levels in your home's water, you may wish to have your water tested and/or flush your tap for 30 seconds to 2 minutes before using tap water. Additional information is available from the USEPA Safe Drinking Water Hotline (1-800-426-4791).

**Summary Information for Violation of a MCL, MRDL, AL, TT,
or Monitoring and Reporting Requirement**

| VIOLATION OF A MCL, MRDL, AL, TT, OR MONITORING AND REPORTING REQUIREMENT | | | | |
|---|-------------|----------|--|-------------------------|
| Violation | Explanation | Duration | Actions Taken to Correct the Violation | Health Effects Language |
| None | | | | |